

2002-10-21 - 2002-12-31

Results are in arcseconds.

FGS1

V2 mean = 0.160462 +/- 0.850555
V3 mean = -0.027077 +/- 0.556062
Mean distance = 0.855911 +/- 0.546170
Number of points is 26

FGS2

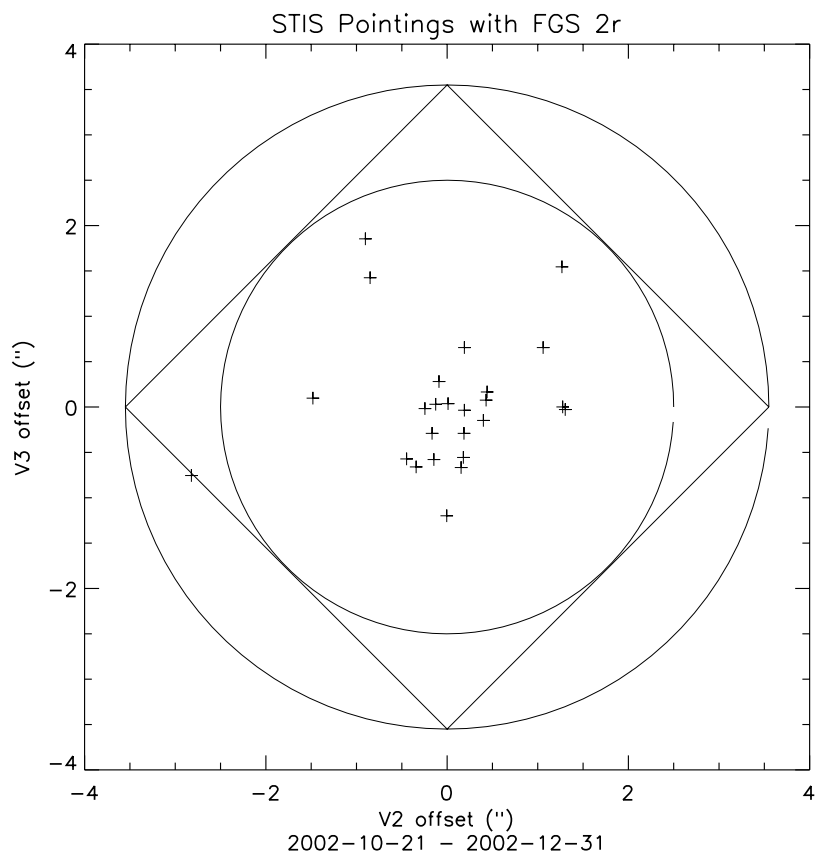
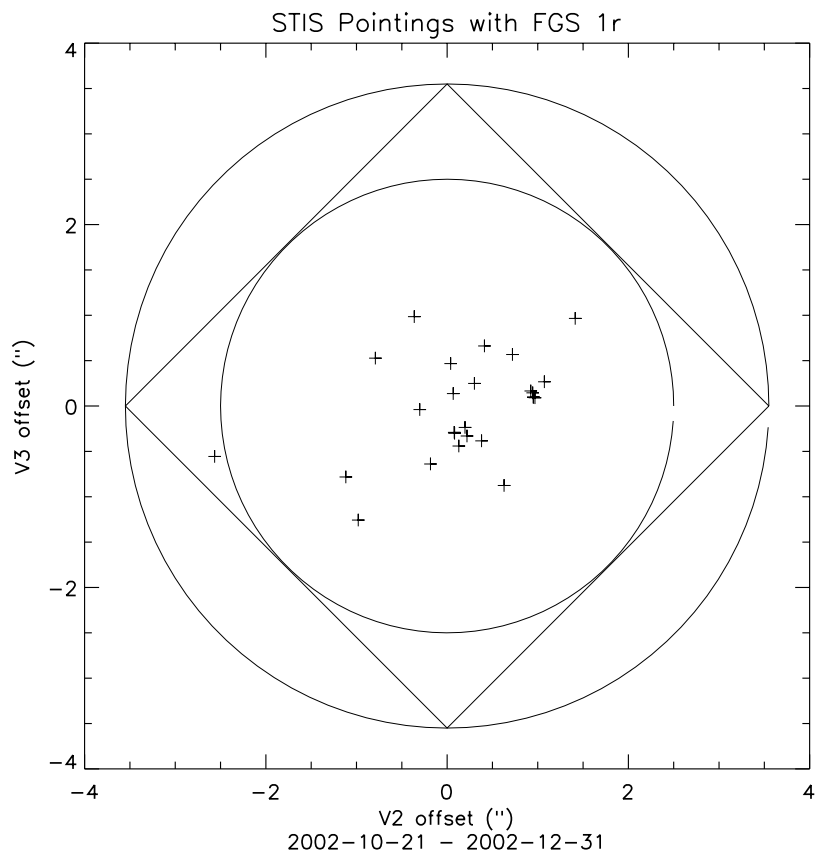
V2 mean = -0.021480 +/- 0.887025
V3 mean = 0.041080 +/- 0.731638
Mean distance = 0.883156 +/- 0.715460
Number of points is 25

FGS3

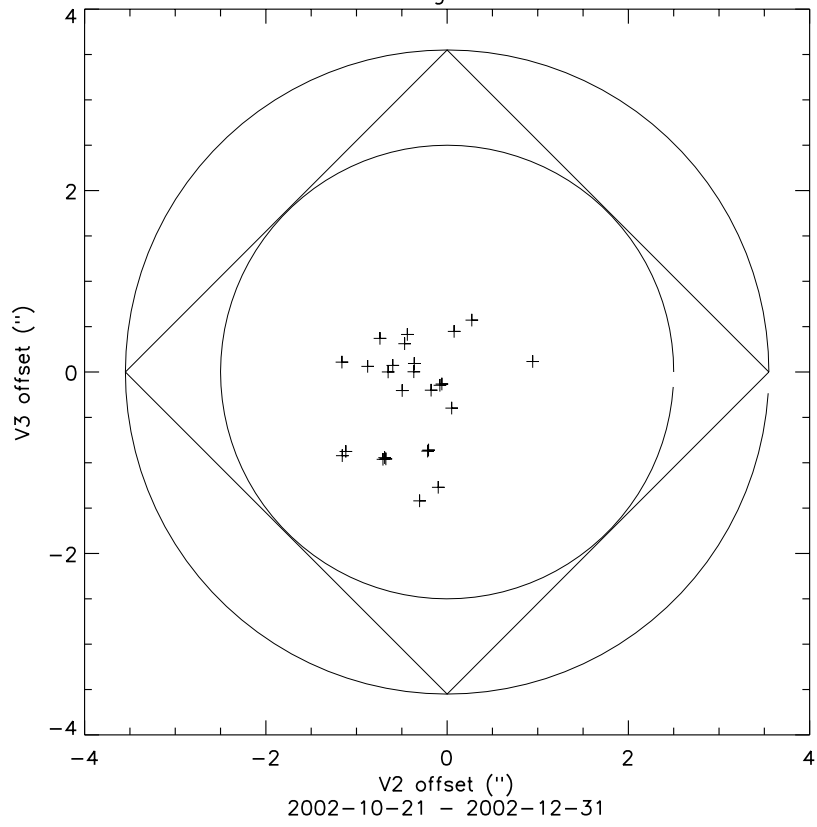
V2 mean = -0.396500 +/- 0.469747
V3 mean = -0.291962 +/- 0.583968
Mean distance = 0.789988 +/- 0.405941
Number of points is 26

All FGSs

V2 mean = -0.086675 +/- 0.783684
V3 mean = -0.094390 +/- 0.635508
Mean distance = 0.842497 +/- 0.561719
Total number of points is 77



STIS Pointings with FGS 3



2002-10-21 - 2002-12-31

Results are in arcseconds.

FGS1

V2 mean = 0.160462 +/- 0.850555
V3 mean = -0.027077 +/- 0.556062
Mean distance = 0.855911 +/- 0.546170
Number of points is 26

FGS2

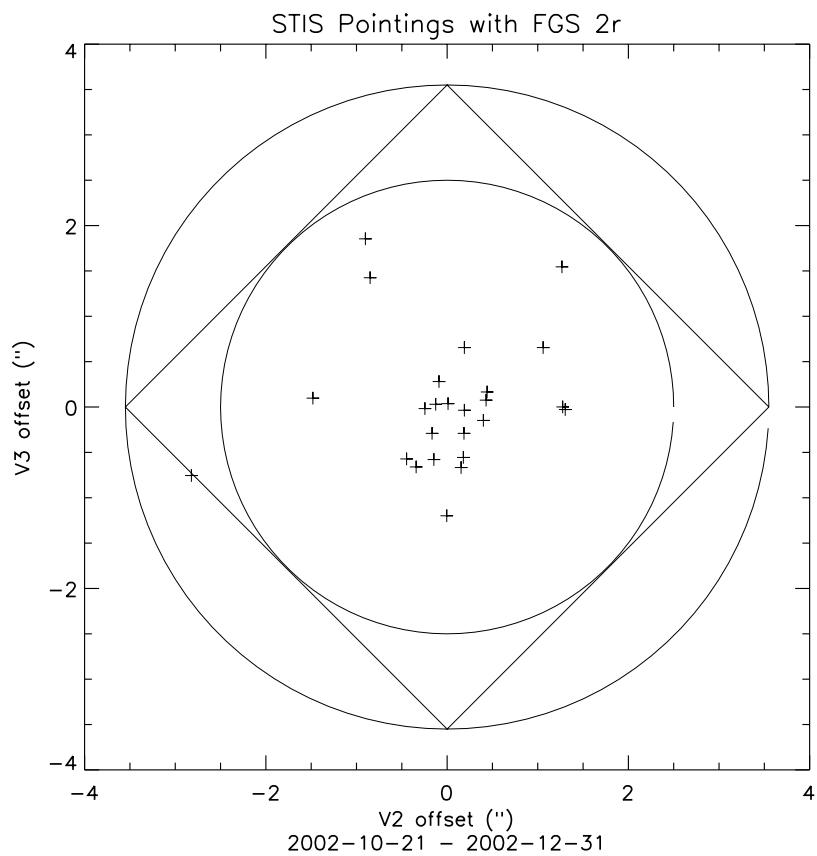
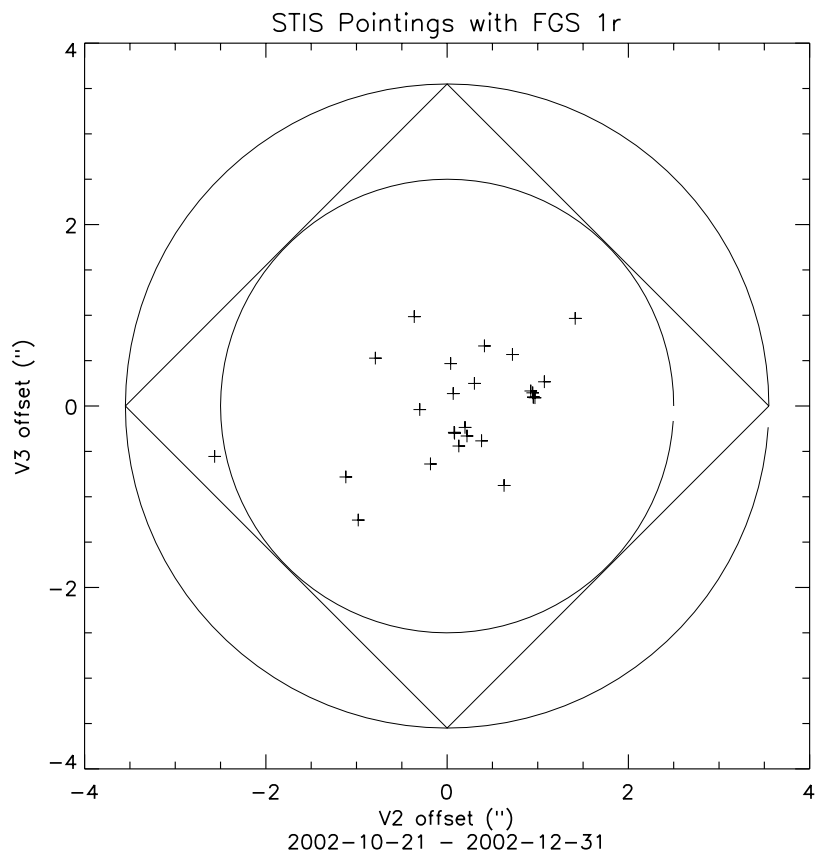
V2 mean = -0.021480 +/- 0.887025
V3 mean = 0.041080 +/- 0.731638
Mean distance = 0.883156 +/- 0.715460
Number of points is 25

FGS3

V2 mean = -0.396500 +/- 0.469747
V3 mean = -0.291962 +/- 0.583968
Mean distance = 0.789988 +/- 0.405941
Number of points is 26

All FGSs

V2 mean = -0.086675 +/- 0.783684
V3 mean = -0.094390 +/- 0.635508
Mean distance = 0.842497 +/- 0.561719
Total number of points is 77



STIS Pointings with FGS 3

