

2003-04-01 - 2003-04-29

Results are in arcseconds.

FGS1

V2 mean = 0.311923 +/- 0.675015  
V3 mean = -0.086154 +/- 0.611663  
Mean distance = 0.860877 +/- 0.374638  
Number of points is 13

FGS2

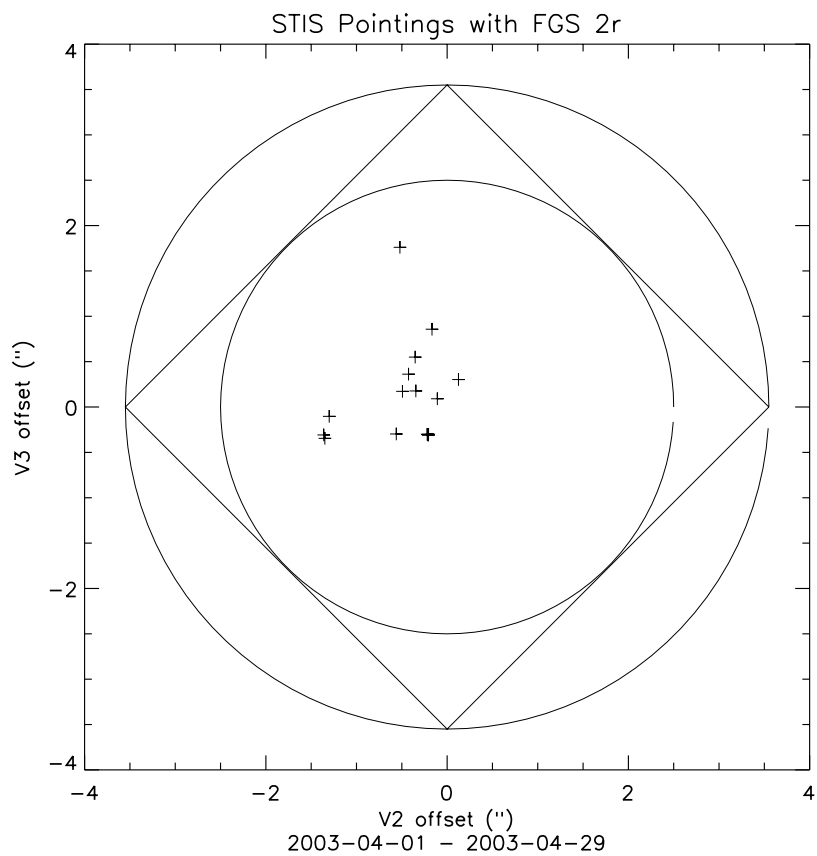
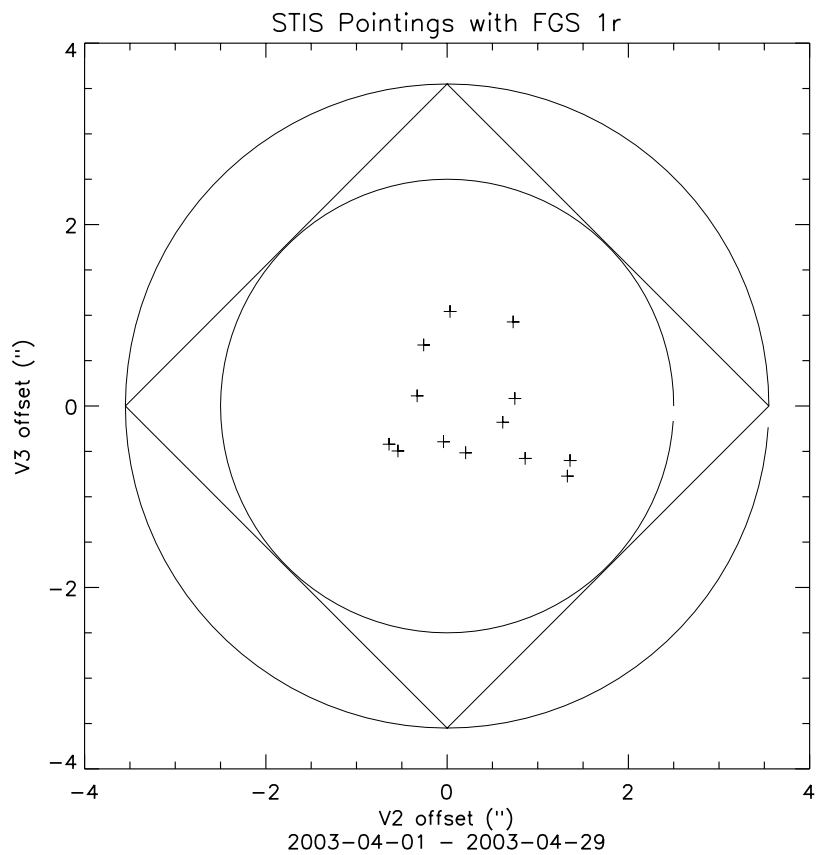
V2 mean = -0.481750 +/- 0.457755  
V3 mean = 0.125437 +/- 0.569343  
Mean distance = 0.719517 +/- 0.495793  
Number of points is 16

FGS3

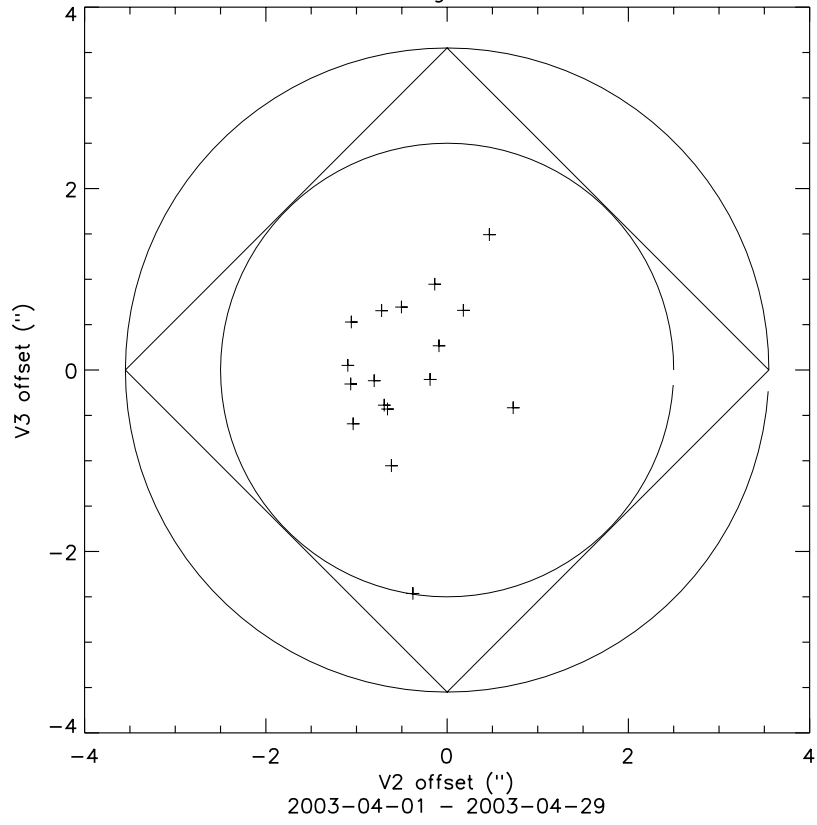
V2 mean = -0.451294 +/- 0.545833  
V3 mean = -0.025235 +/- 0.897685  
Mean distance = 1.001501 +/- 0.505126  
Number of points is 17

All FGSs

V2 mean = -0.246196 +/- 0.650301  
V3 mean = 0.009957 +/- 0.708673  
Mean distance = 0.863678 +/- 0.473976  
Total number of points is 46



STIS Pointings with FGS 3



2002-10-21 - 2003-04-29

Results are in arcseconds.

FGS1

V2 mean = 0.083791 +/- 0.706300  
V3 mean = 0.008593 +/- 0.493744  
Mean distance = 0.721353 +/- 0.472953  
Number of points is 91

FGS2

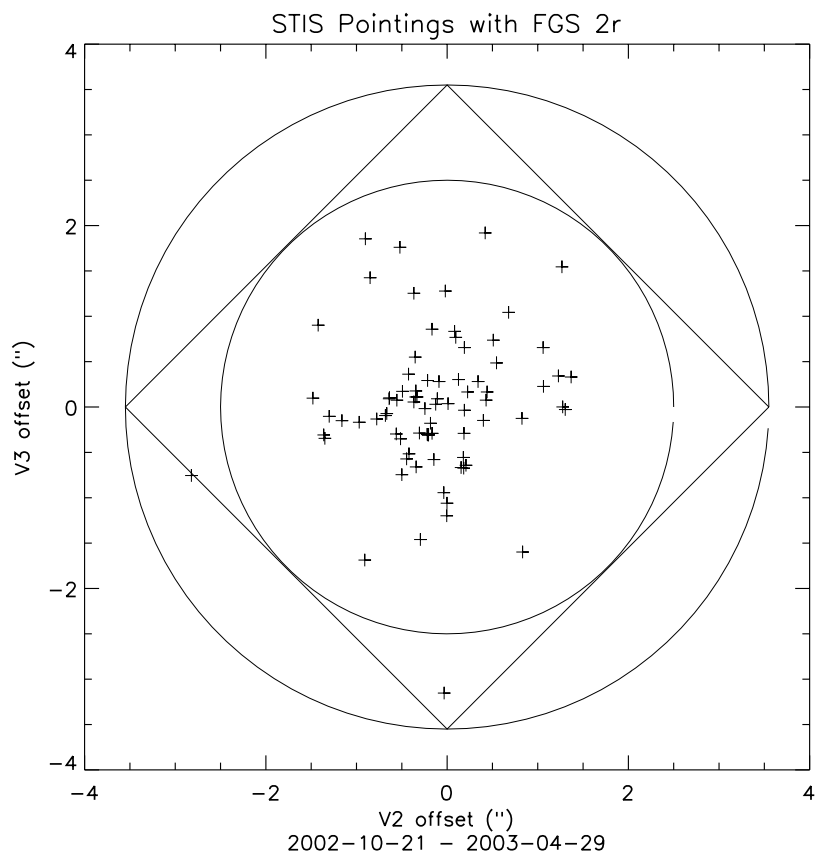
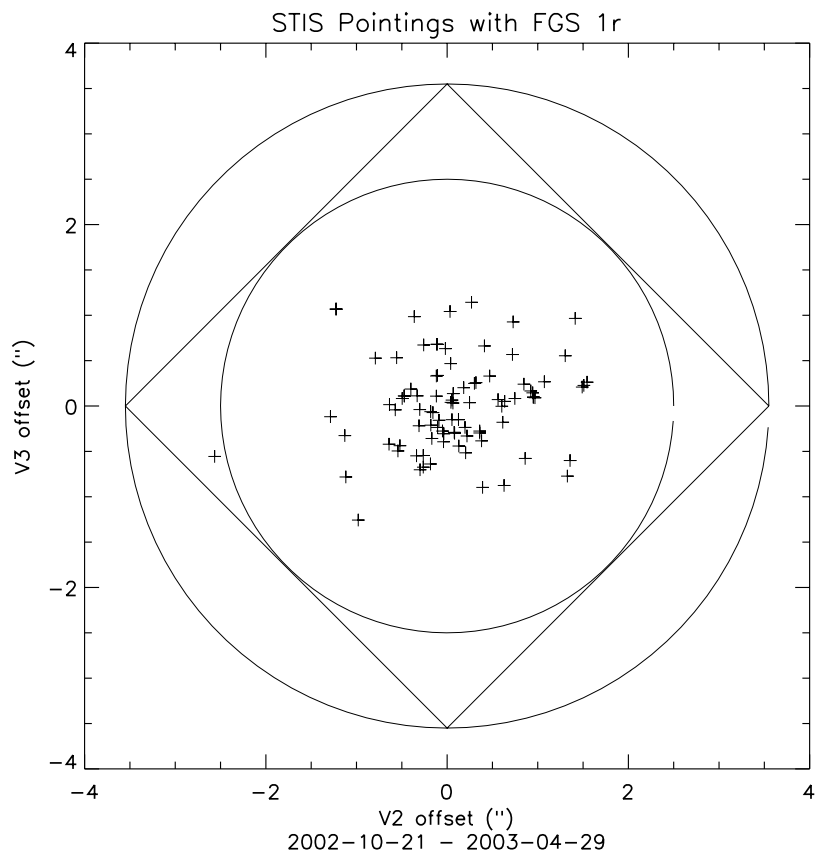
V2 mean = -0.148148 +/- 0.711869  
V3 mean = 0.004926 +/- 0.797593  
Mean distance = 0.886878 +/- 0.607268  
Number of points is 81

FGS3

V2 mean = -0.402138 +/- 0.541588  
V3 mean = -0.087207 +/- 0.684195  
Mean distance = 0.828127 +/- 0.488836  
Number of points is 87

All FGSS

V2 mean = -0.151973 +/- 0.685304  
V3 mean = -0.024734 +/- 0.663568  
Mean distance = 0.808986 +/- 0.526088  
Total number of points is 259



STIS Pointings with FGS 3

