

2003-08-01 - 2003-08-31

Results are in arcseconds.

FGS1

V2 mean = 0.037263 +/- 0.512777
V3 mean = -0.141158 +/- 0.582527
Mean distance = 0.654423 +/- 0.415588
Number of points is 19

FGS2

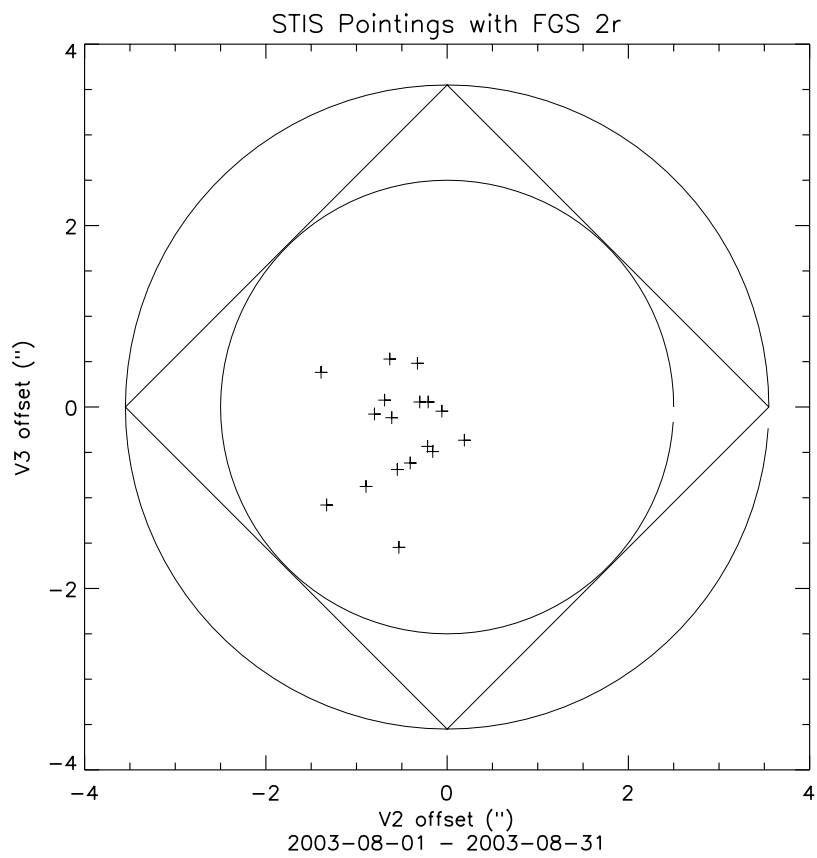
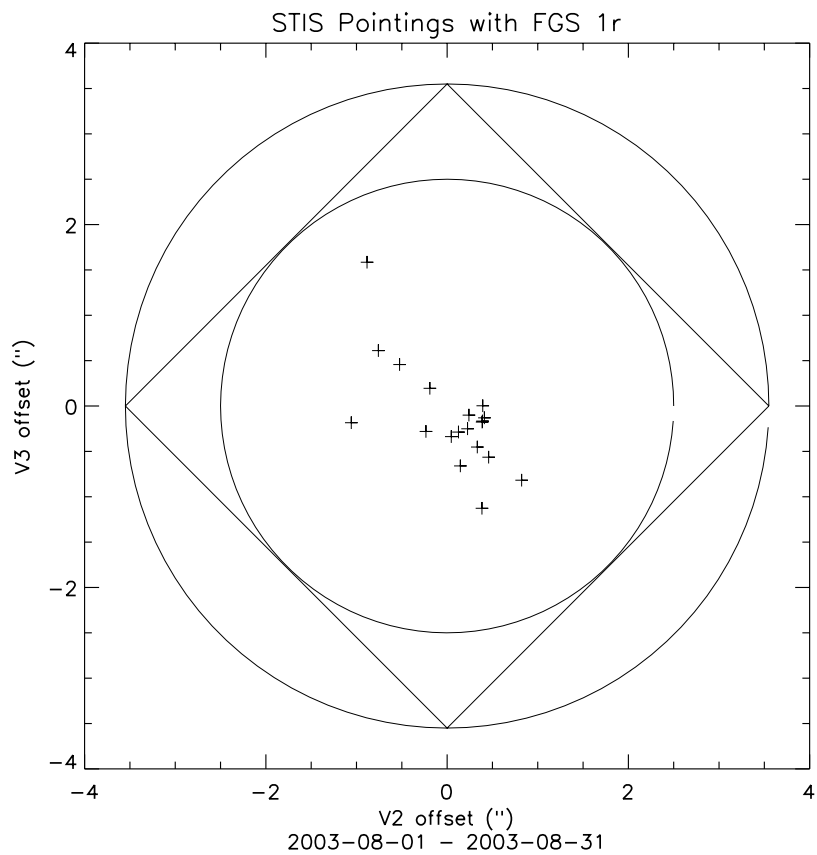
V2 mean = -0.524882 +/- 0.419794
V3 mean = -0.280176 +/- 0.564765
Mean distance = 0.776787 +/- 0.479794
Number of points is 17

FGS3

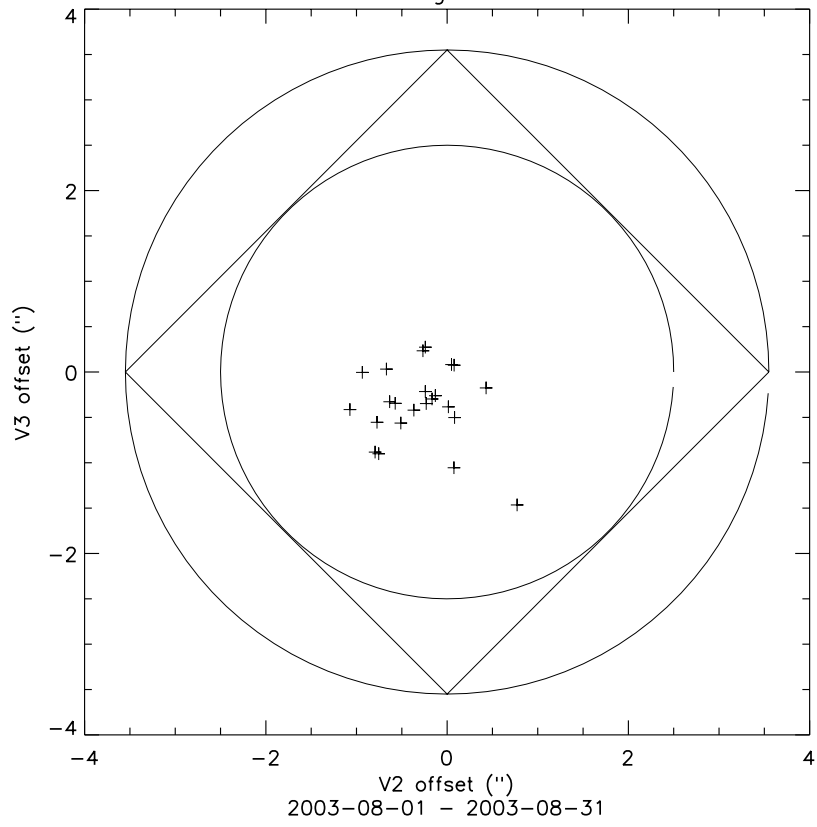
V2 mean = -0.298522 +/- 0.449284
V3 mean = -0.365957 +/- 0.419184
Mean distance = 0.658209 +/- 0.397261
Number of points is 23

All FGSs

V2 mean = -0.255610 +/- 0.506817
V3 mean = -0.268847 +/- 0.518719
Mean distance = 0.691156 +/- 0.424250
Total number of points is 59



STIS Pointings with FGS 3



2002-10-21 - 2003-08-31

Results are in arcseconds.

FGS1

V2 mean = 0.074714 +/- 0.619922
V3 mean = -0.055851 +/- 0.541373
Mean distance = 0.670642 +/- 0.483523
Number of points is 175

FGS2

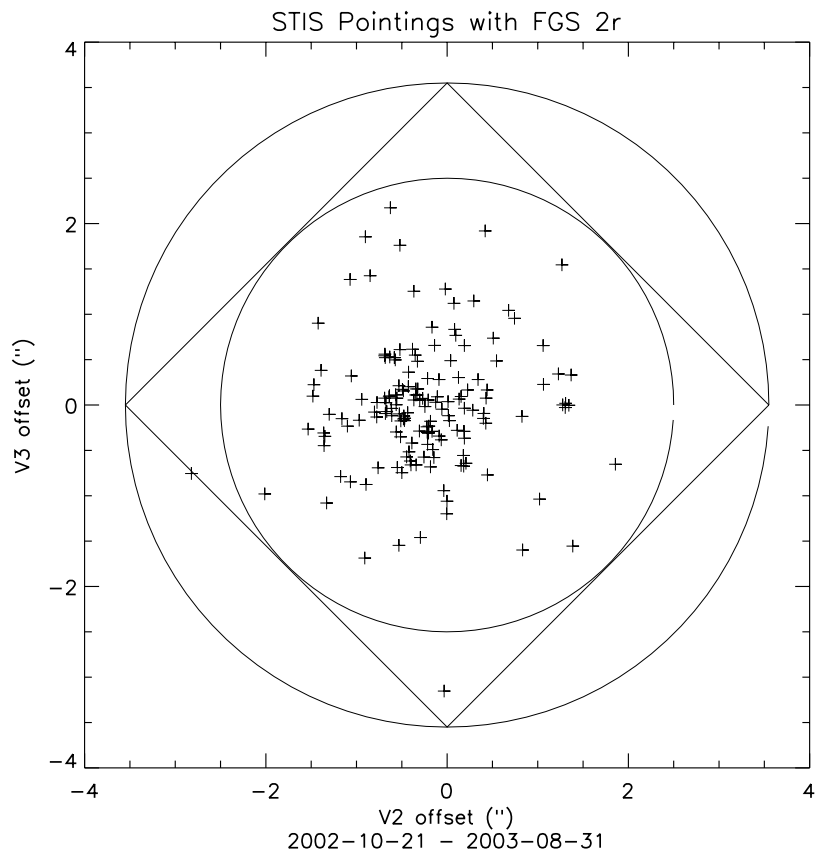
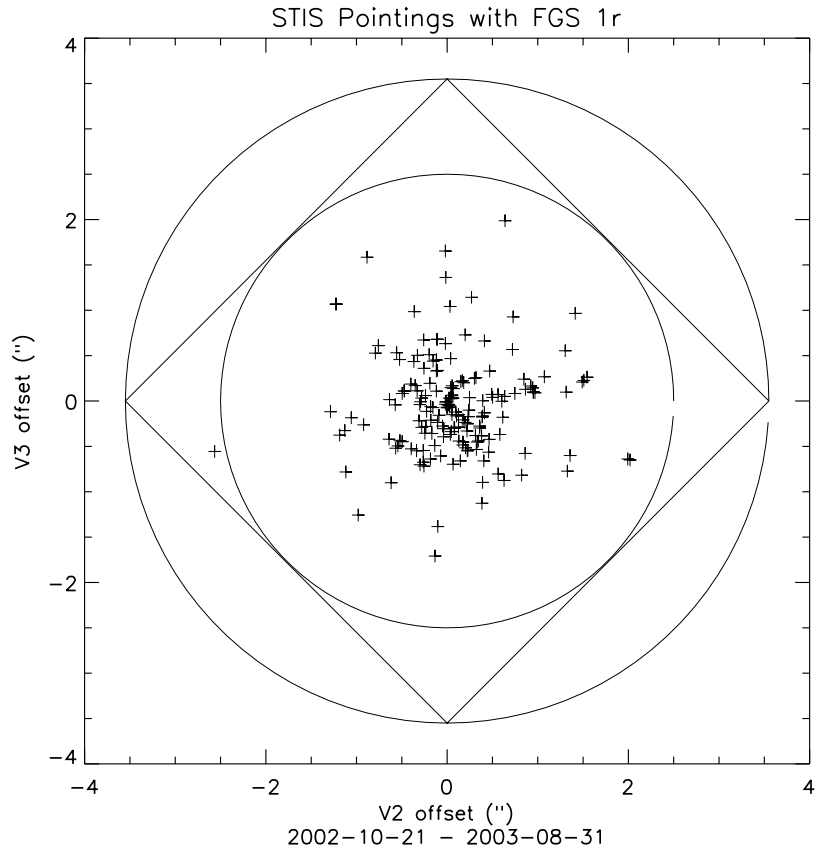
V2 mean = -0.246609 +/- 0.694383
V3 mean = -0.027994 +/- 0.707994
Mean distance = 0.852415 +/- 0.560585
Number of points is 161

FGS3

V2 mean = -0.445138 +/- 0.518829
V3 mean = -0.186944 +/- 0.654789
Mean distance = 0.835276 +/- 0.480570
Number of points is 195

All FGSs

V2 mean = -0.213618 +/- 0.646344
V3 mean = -0.095546 +/- 0.639891
Mean distance = 0.786214 +/- 0.512628
Total number of points is 531



STIS Pointings with FGS 3

