

2003-12-01 - 2003-12-31

Results are in arcseconds.

FGS1

V2 mean = 0.217818 +/- 0.453236  
V3 mean = -0.023364 +/- 0.499478  
Mean distance = 0.603508 +/- 0.327179  
Number of points is 11

FGS2

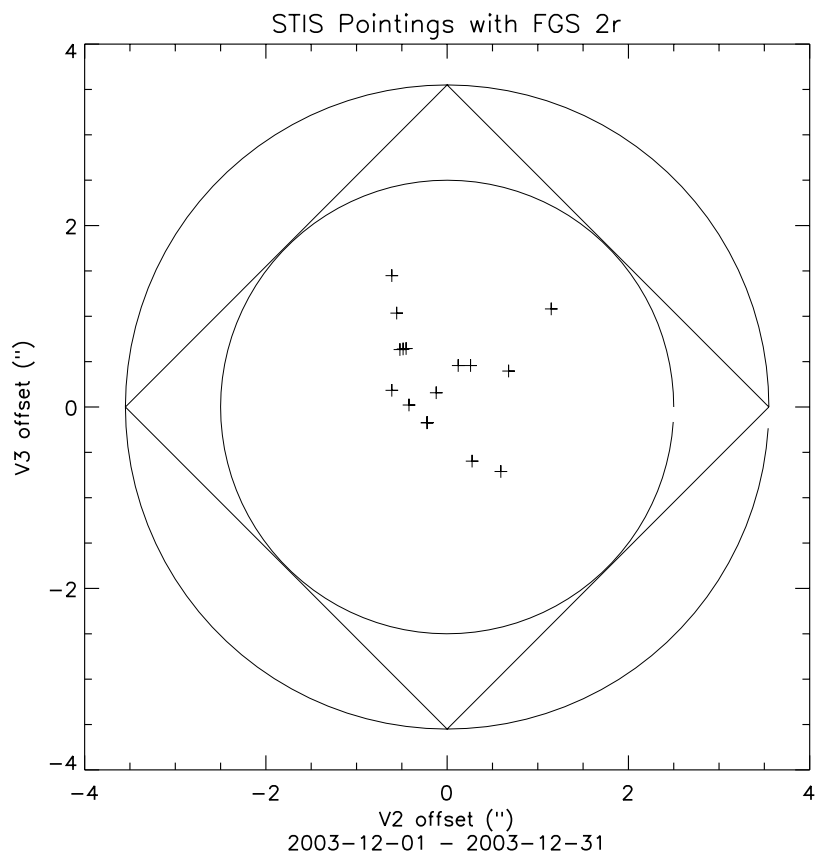
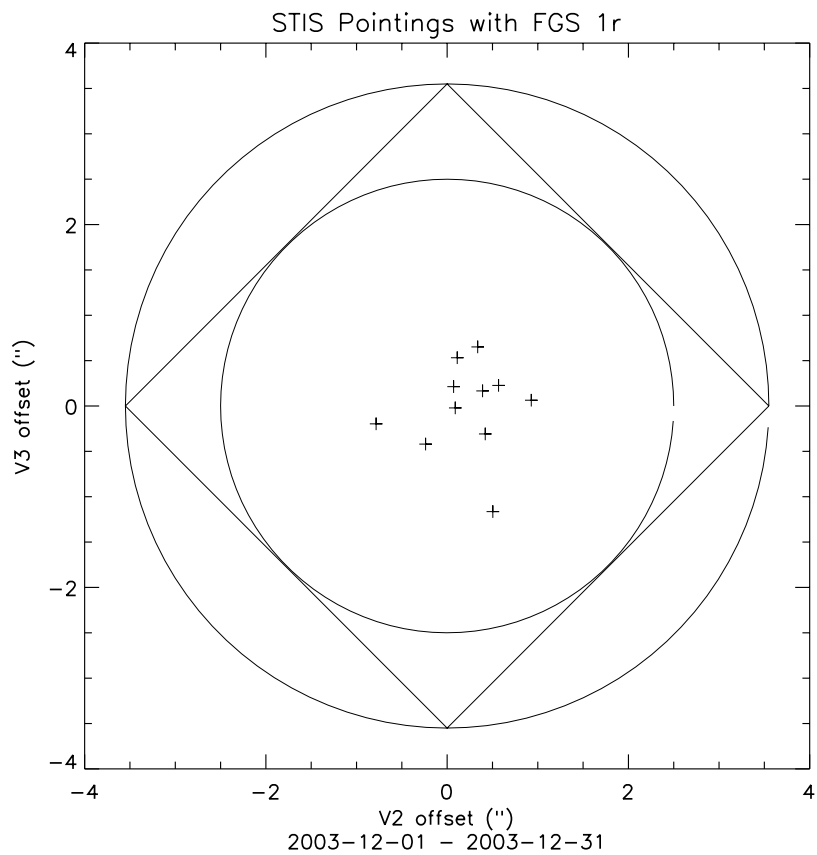
V2 mean = -0.071938 +/- 0.533046  
V3 mean = 0.343687 +/- 0.590323  
Mean distance = 0.745047 +/- 0.414771  
Number of points is 16

FGS3

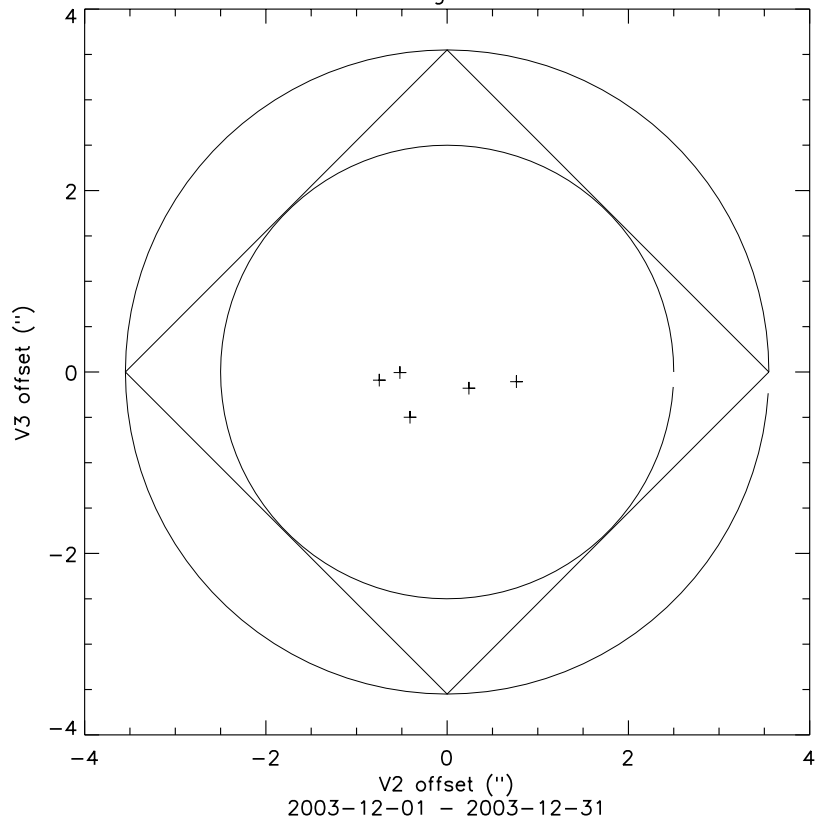
V2 mean = -0.135200 +/- 0.622584  
V3 mean = -0.176200 +/- 0.190653  
Mean distance = 0.598423 +/- 0.194882  
Number of points is 5

All FGSs

V2 mean = 0.017781 +/- 0.525256  
V3 mean = 0.136281 +/- 0.548436  
Mean distance = 0.673483 +/- 0.357720  
Total number of points is 32



STIS Pointings with FGS 3



2002-10-21 - 2003-12-31

Results are in arcseconds.

FGS1

V2 mean = 0.044078 +/- 0.595217  
V3 mean = -0.060677 +/- 0.560735  
Mean distance = 0.659285 +/- 0.487665  
Number of points is 232

FGS2

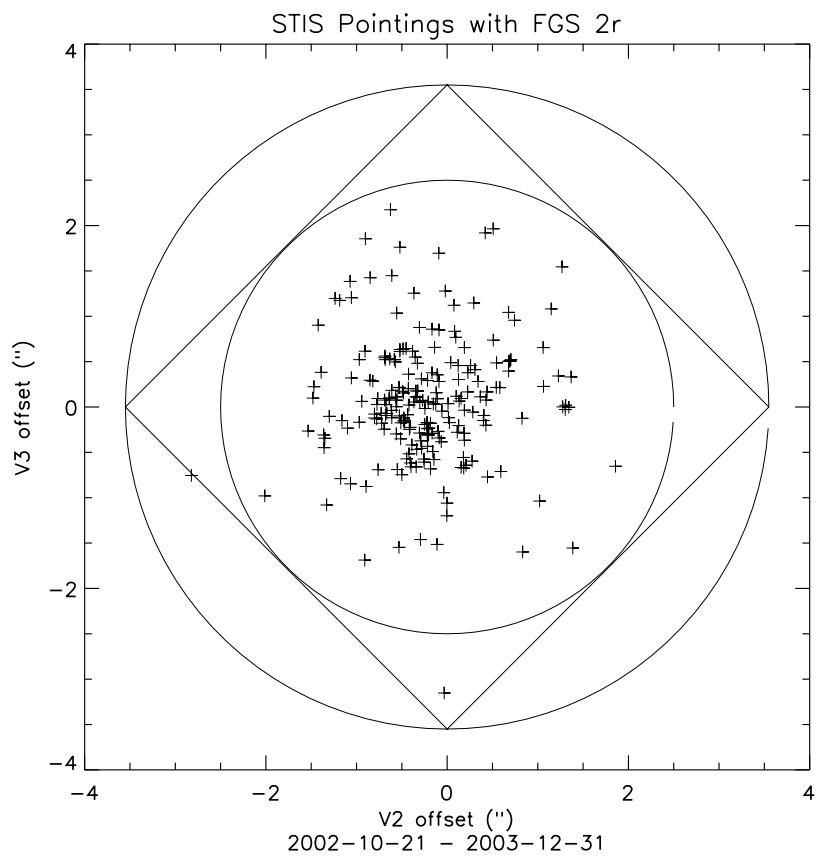
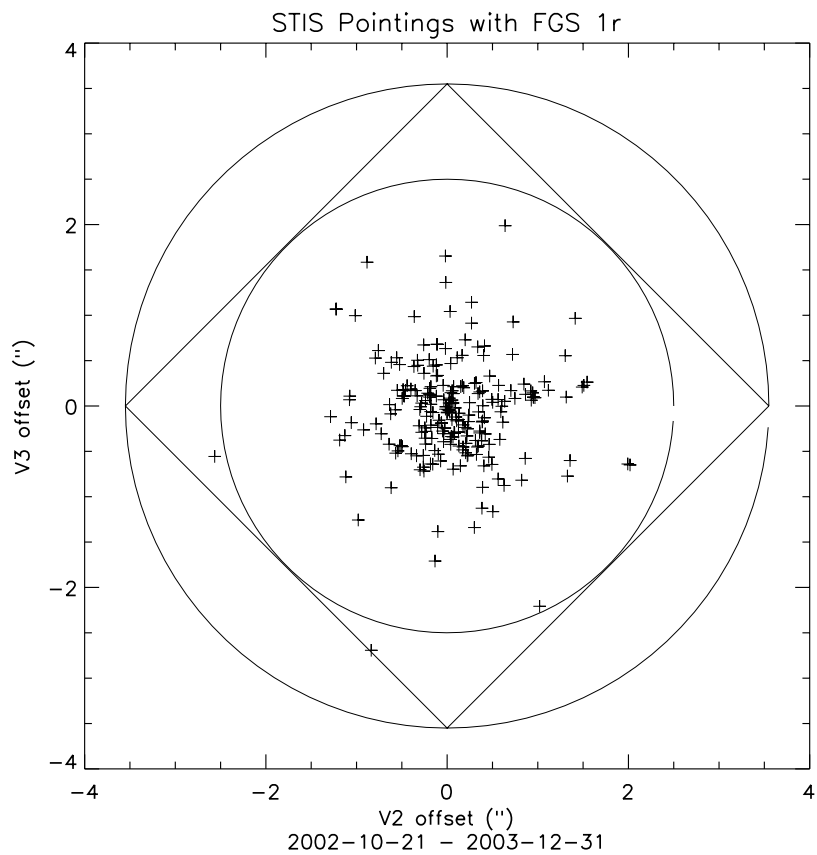
V2 mean = -0.230532 +/- 0.658446  
V3 mean = 0.052151 +/- 0.697755  
Mean distance = 0.830465 +/- 0.532621  
Number of points is 218

FGS3

V2 mean = -0.424901 +/- 0.539002  
V3 mean = -0.192297 +/- 0.626259  
Mean distance = 0.824204 +/- 0.467804  
Number of points is 222

All FGSs

V2 mean = -0.199937 +/- 0.628886  
V3 mean = -0.067557 +/- 0.636152  
Mean distance = 0.769299 +/- 0.502085  
Total number of points is 672



STIS Pointings with FGS 3

