

2003-02-01 - 2003-02-28

Results are in arcseconds.

FGS1

V2 mean = -0.159812 +/- 0.637067
V3 mean = 0.107500 +/- 0.522278
Mean distance = 0.680138 +/- 0.474102
Number of points is 16

FGS2

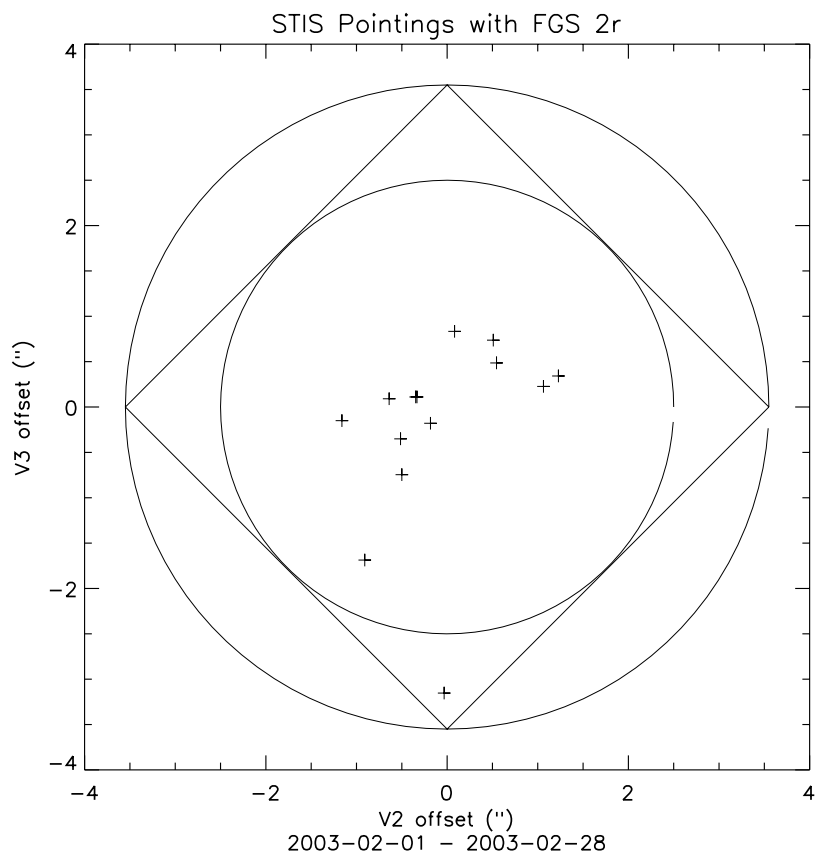
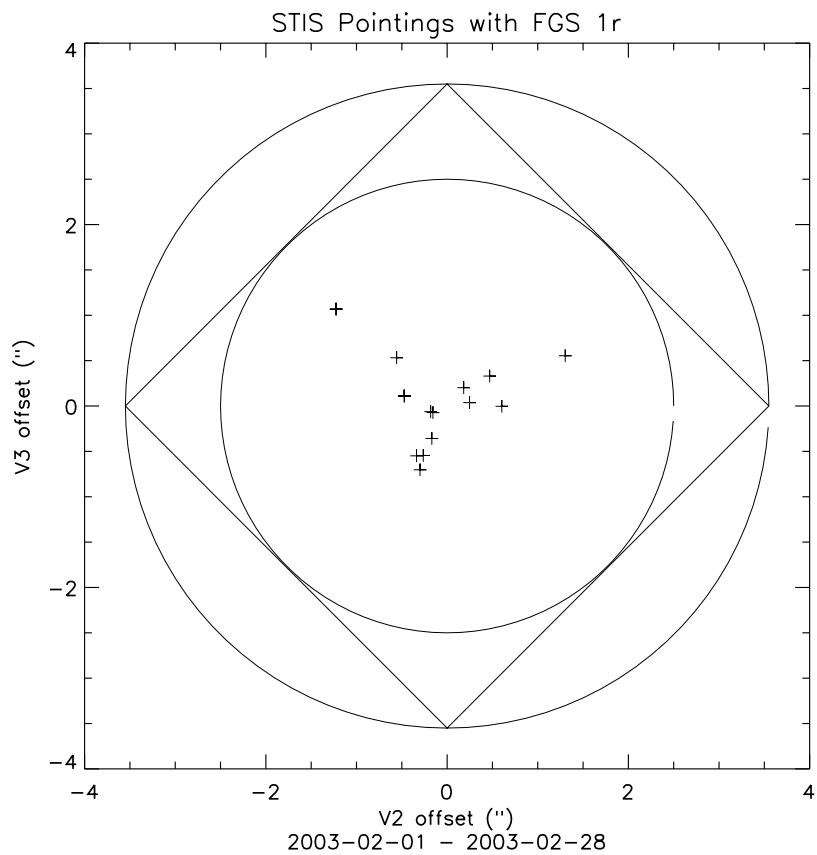
V2 mean = -0.085286 +/- 0.705102
V3 mean = -0.237643 +/- 1.052738
Mean distance = 1.014622 +/- 0.751950
Number of points is 14

FGS3

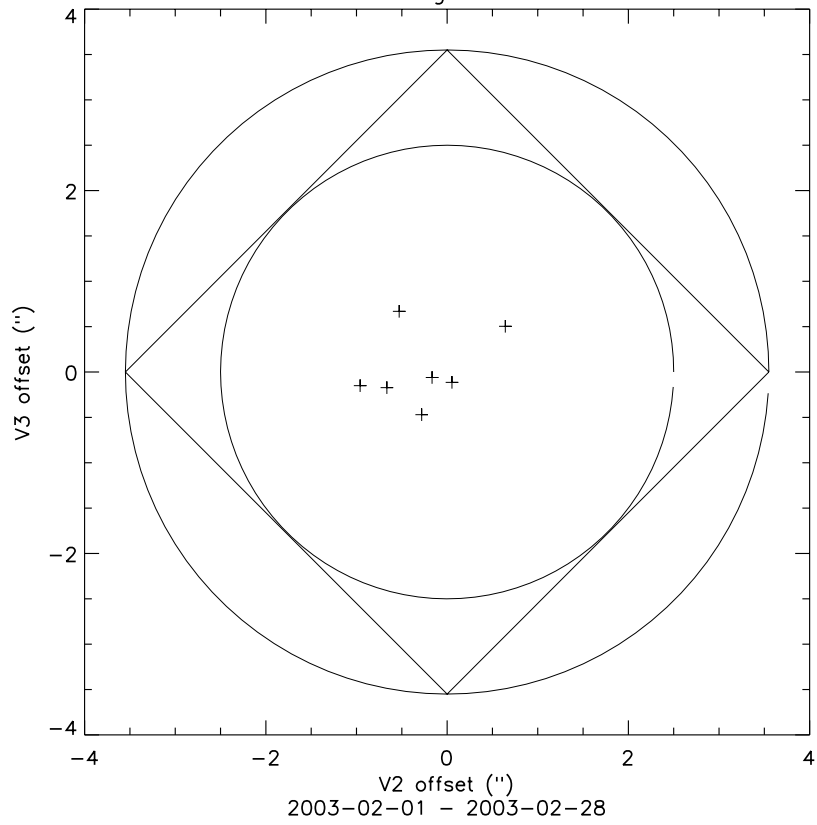
V2 mean = -0.272286 +/- 0.523797
V3 mean = 0.029571 +/- 0.405182
Mean distance = 0.596776 +/- 0.332496
Number of points is 7

All FGSS

V2 mean = -0.152892 +/- 0.631615
V3 mean = -0.037838 +/- 0.753007
Mean distance = 0.790928 +/- 0.590346
Total number of points is 37



STIS Pointings with FGS 3



2002-10-21 - 2003-02-28

Results are in arcseconds.

FGS1

V2 mean = 0.020356 +/- 0.681529
V3 mean = -0.008797 +/- 0.504875
Mean distance = 0.691010 +/- 0.483895
Number of points is 59

FGS2

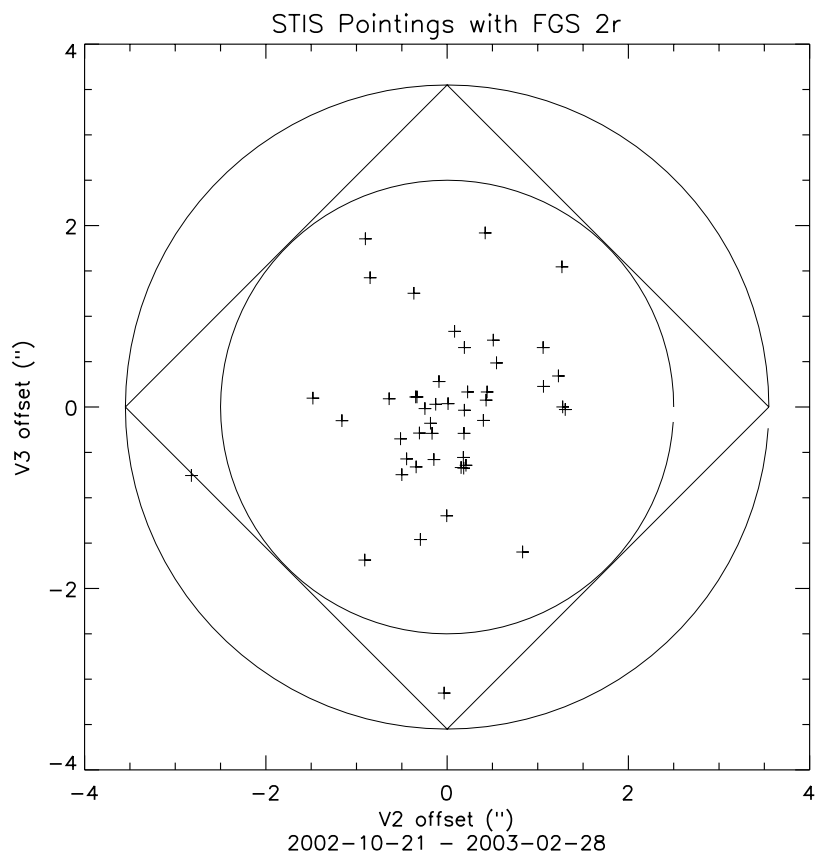
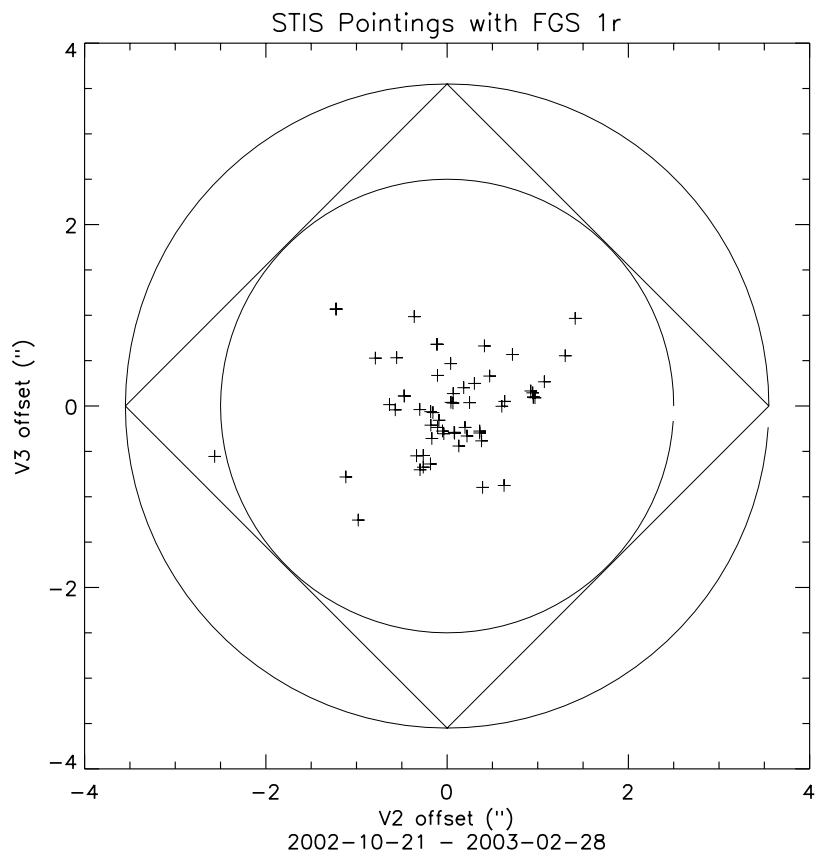
V2 mean = -0.017638 +/- 0.762703
V3 mean = -0.077085 +/- 0.917553
Mean distance = 0.955754 +/- 0.704759
Number of points is 47

FGS3

V2 mean = -0.333905 +/- 0.495704
V3 mean = -0.243976 +/- 0.542491
Mean distance = 0.741333 +/- 0.390164
Number of points is 42

All FGSs

V2 mean = -0.092243 +/- 0.676304
V3 mean = -0.097223 +/- 0.674929
Mean distance = 0.789364 +/- 0.551057
Total number of points is 148



STIS Pointings with FGS 3

