

2003-01-01 - 2003-01-29

Results are in arcseconds.

FGS1

V2 mean = -0.024353 +/- 0.326185
V3 mean = -0.090294 +/- 0.404999
Mean distance = 0.449041 +/- 0.255878
Number of points is 17

FGS2

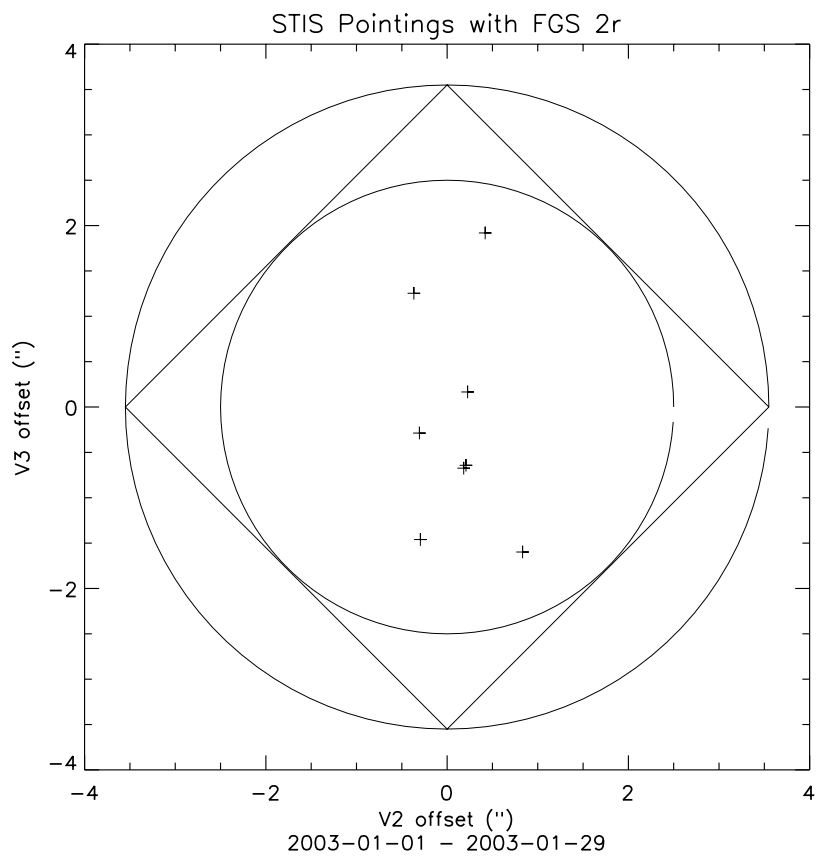
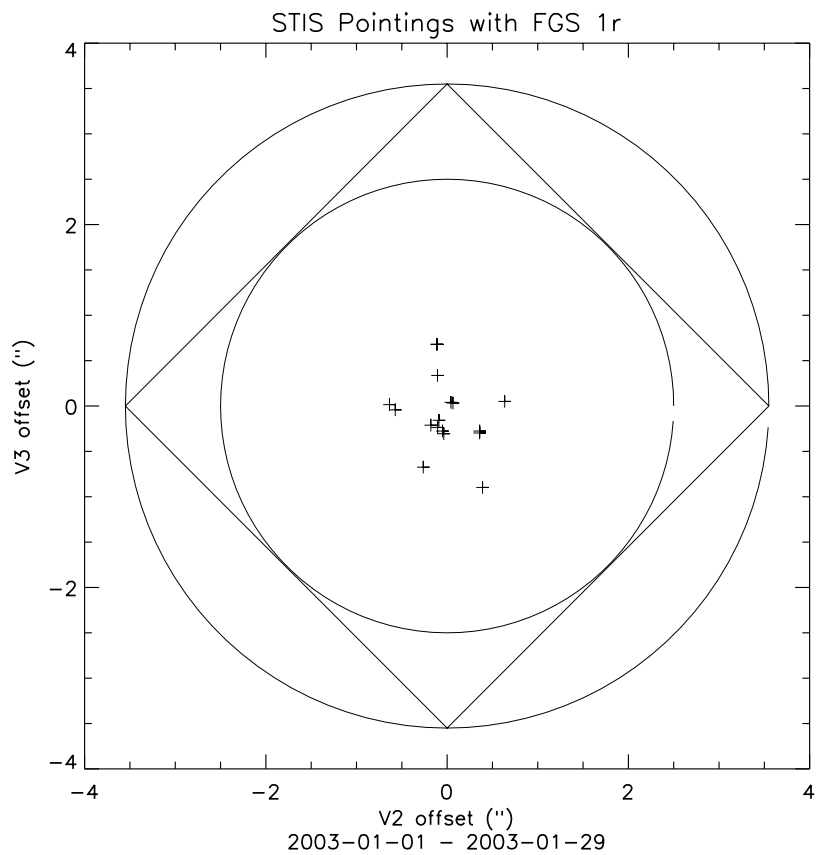
V2 mean = 0.112750 +/- 0.416064
V3 mean = -0.165375 +/- 1.236399
Mean distance = 1.079599 +/- 0.644623
Number of points is 8

FGS3

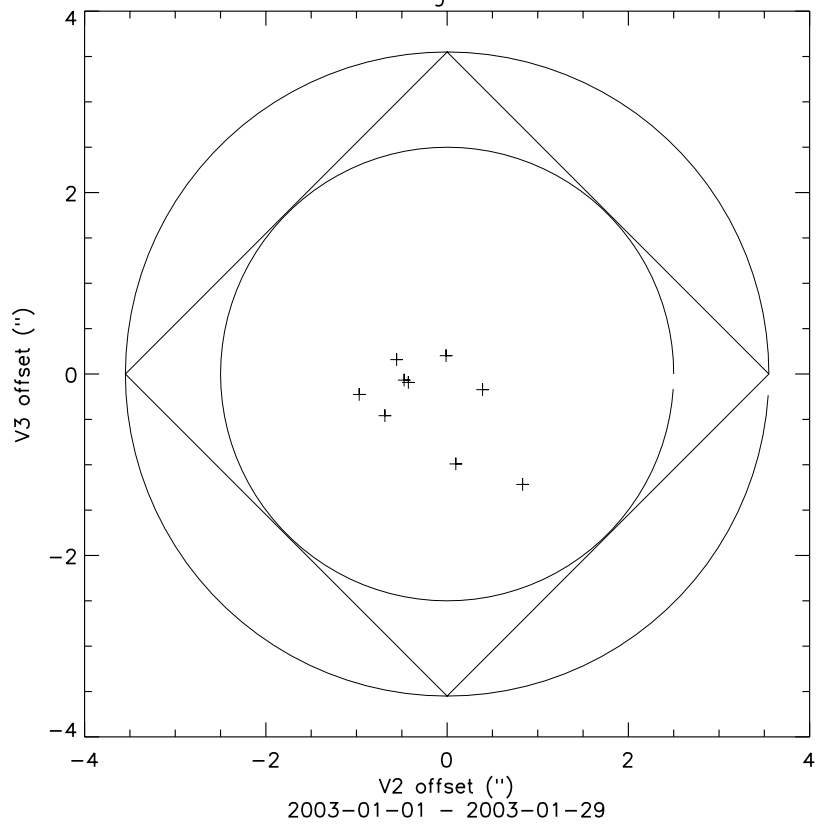
V2 mean = -0.201000 +/- 0.572762
V3 mean = -0.318111 +/- 0.490221
Mean distance = 0.713206 +/- 0.394236
Number of points is 9

All FGSs

V2 mean = -0.038853 +/- 0.425071
V3 mean = -0.168265 +/- 0.686519
Mean distance = 0.667333 +/- 0.473172
Total number of points is 34



STIS Pointings with FGS 3



2002-10-21 - 2003-01-29

Results are in arcseconds.

FGS1

V2 mean = 0.087395 +/- 0.692468
V3 mean = -0.052070 +/- 0.497508
Mean distance = 0.695055 +/- 0.492968
Number of points is 43

FGS2

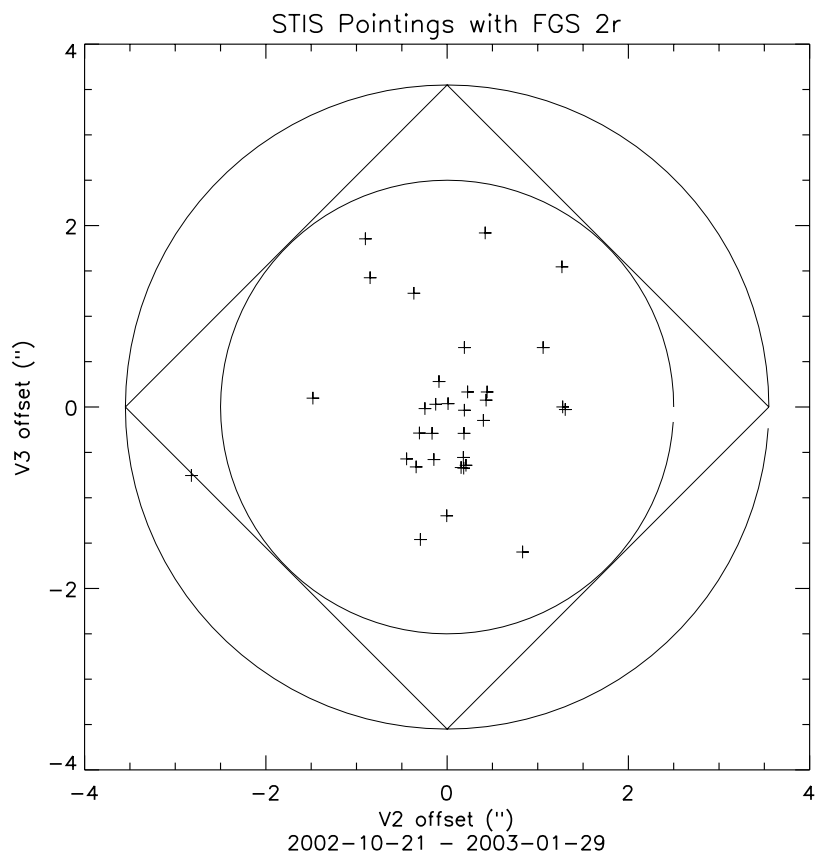
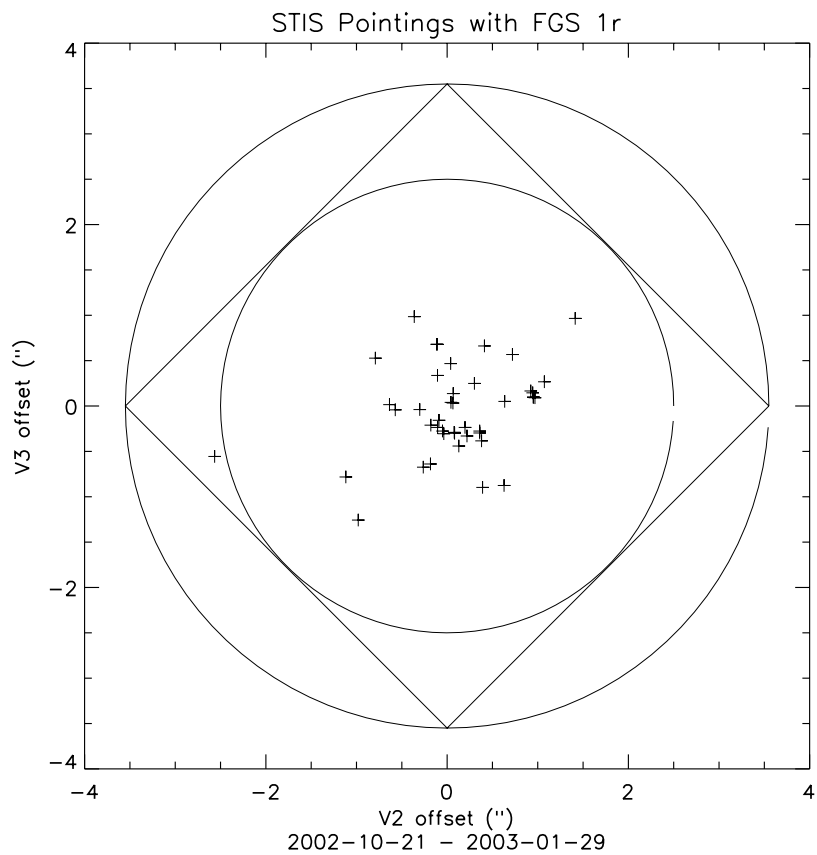
V2 mean = 0.011061 +/- 0.794601
V3 mean = -0.008970 +/- 0.862521
Mean distance = 0.930779 +/- 0.694348
Number of points is 33

FGS3

V2 mean = -0.346229 +/- 0.496948
V3 mean = -0.298686 +/- 0.554462
Mean distance = 0.770244 +/- 0.398619
Number of points is 35

All FGSs

V2 mean = -0.072027 +/- 0.692116
V3 mean = -0.117018 +/- 0.649308
Mean distance = 0.788843 +/- 0.540137
Total number of points is 111



STIS Pointings with FGS 3

