

2003-07-01 - 2003-07-31

Results are in arcseconds.

FGS1

V2 mean = 0.130897 +/- 0.602847
V3 mean = -0.005793 +/- 0.650532
Mean distance = 0.597108 +/- 0.659641
Number of points is 29

FGS2

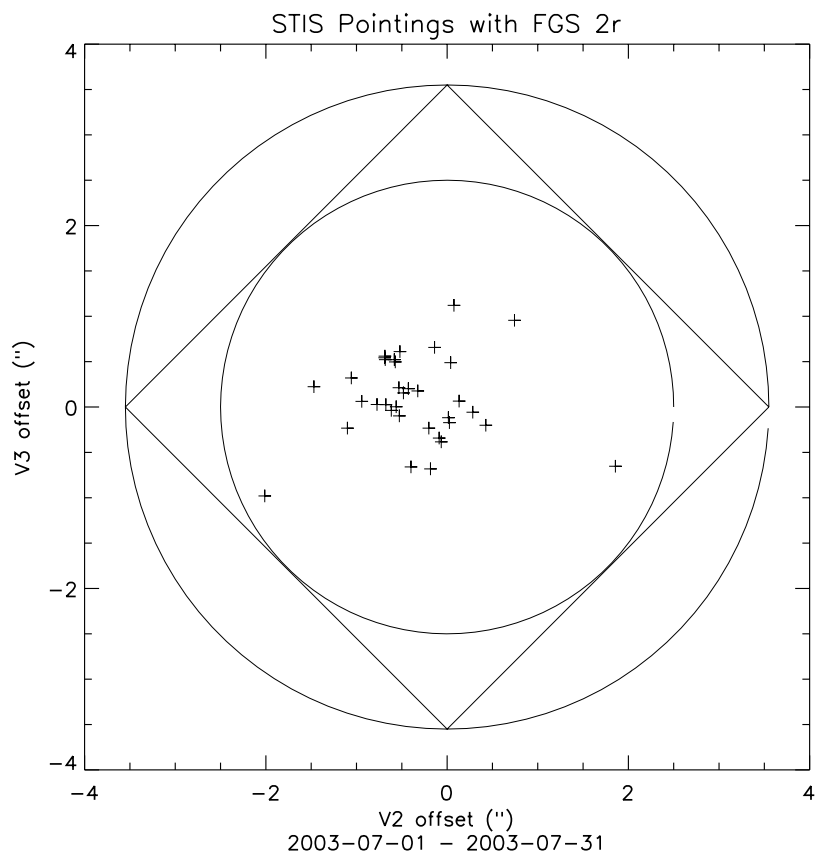
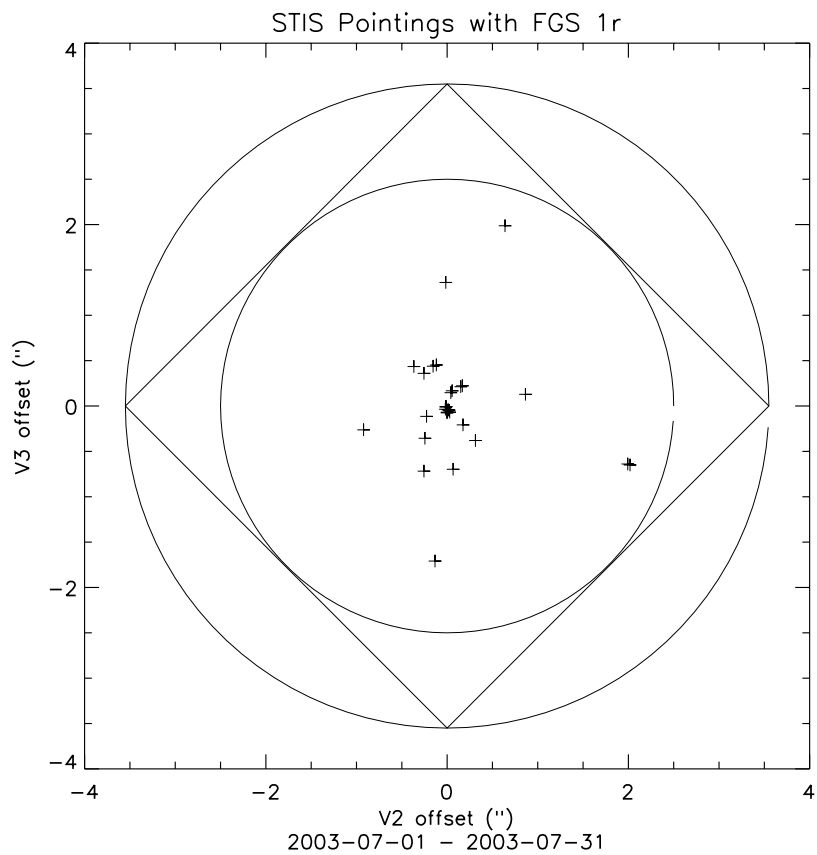
V2 mean = -0.363429 +/- 0.653947
V3 mean = 0.088686 +/- 0.466629
Mean distance = 0.747071 +/- 0.463594
Number of points is 35

FGS3

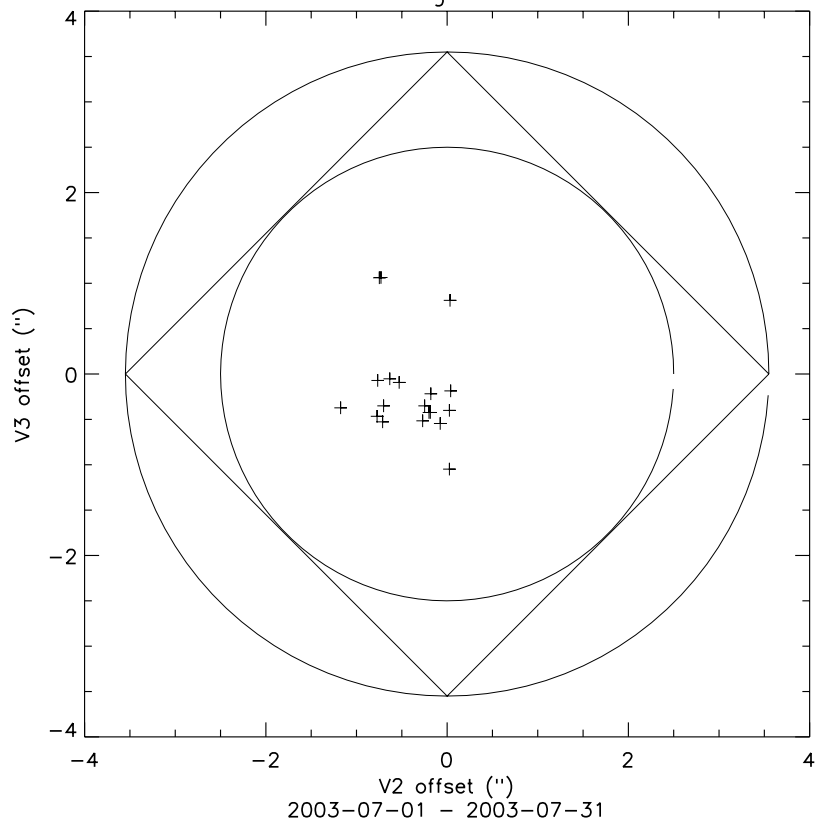
V2 mean = -0.410789 +/- 0.363668
V3 mean = -0.163684 +/- 0.556231
Mean distance = 0.713925 +/- 0.331733
Number of points is 19

All FGSS

V2 mean = -0.201554 +/- 0.625188
V3 mean = -0.002096 +/- 0.558817
Mean distance = 0.687087 +/- 0.516154
Total number of points is 83



STIS Pointings with FGS 3



2002-10-21 - 2003-07-31

Results are in arcseconds.

FGS1

V2 mean = 0.079276 +/- 0.632996
V3 mean = -0.045462 +/- 0.537219
Mean distance = 0.672617 +/- 0.492301
Number of points is 156

FGS2

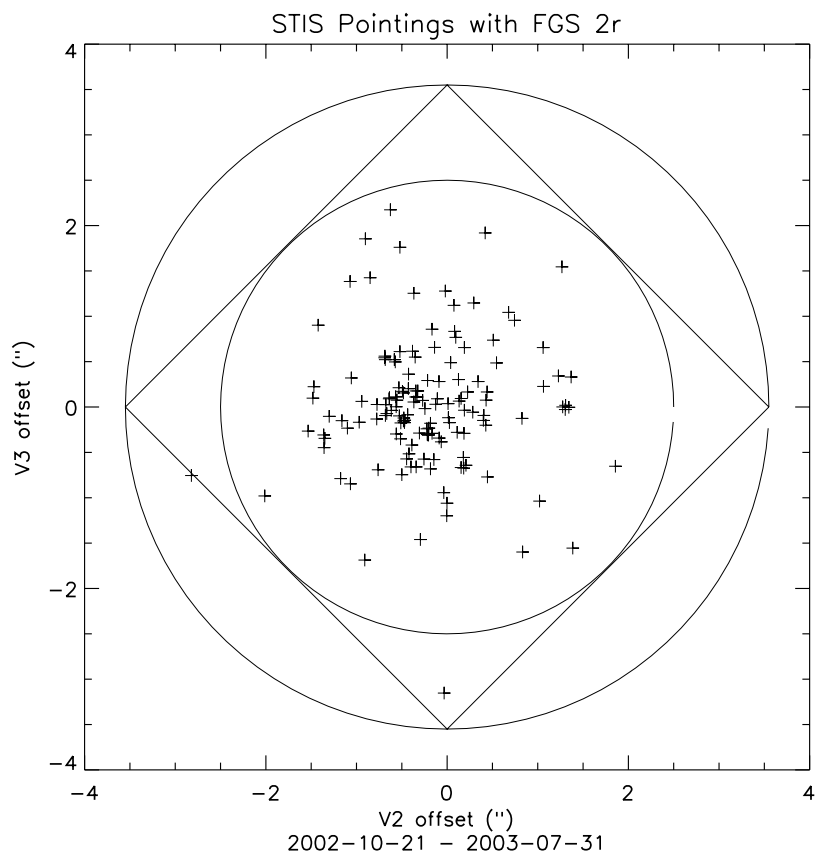
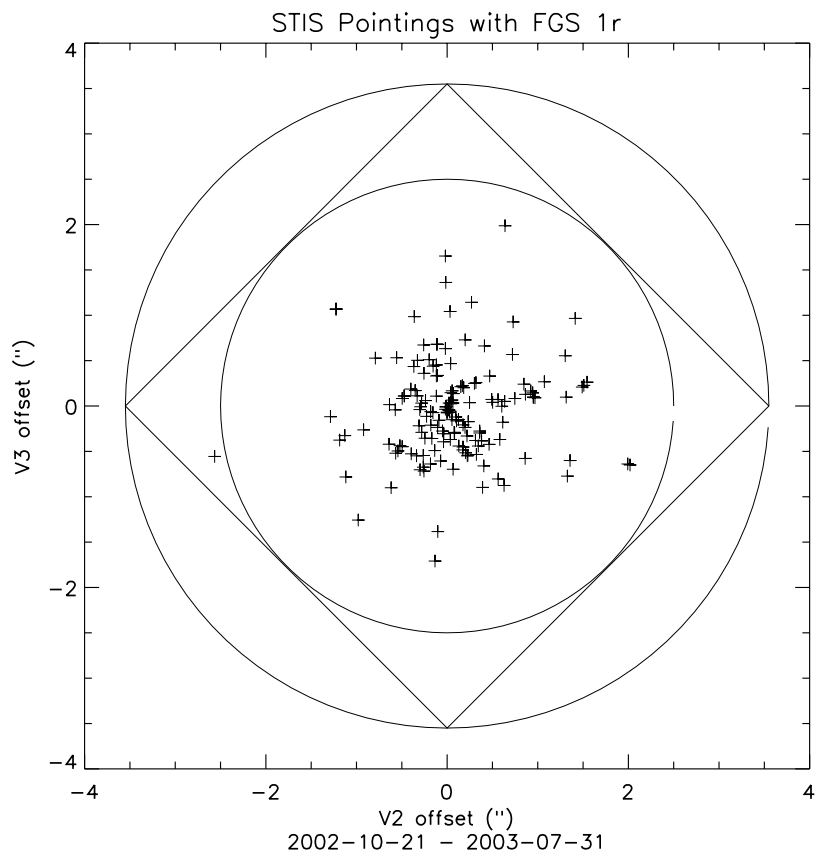
V2 mean = -0.213757 +/- 0.713777
V3 mean = 0.001778 +/- 0.718822
Mean distance = 0.861344 +/- 0.570173
Number of points is 144

FGS3

V2 mean = -0.464744 +/- 0.525492
V3 mean = -0.163006 +/- 0.677438
Mean distance = 0.858953 +/- 0.486751
Number of points is 172

All FGSS

V2 mean = -0.208369 +/- 0.661977
V3 mean = -0.073883 +/- 0.650681
Mean distance = 0.798097 +/- 0.521793
Total number of points is 472



STIS Pointings with FGS 3

