

2003-06-01 - 2003-06-30

Results are in arcseconds.

FGS1

V2 mean = 0.187813 +/- 0.473109
V3 mean = -0.156375 +/- 0.659342
Mean distance = 0.745658 +/- 0.359443
Number of points is 16

FGS2

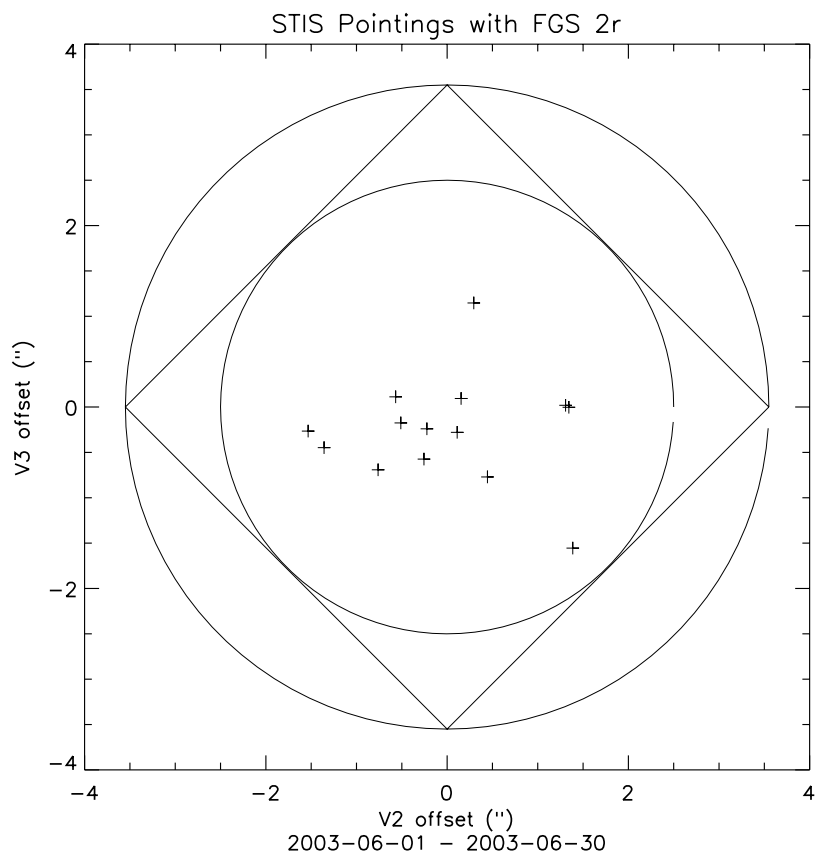
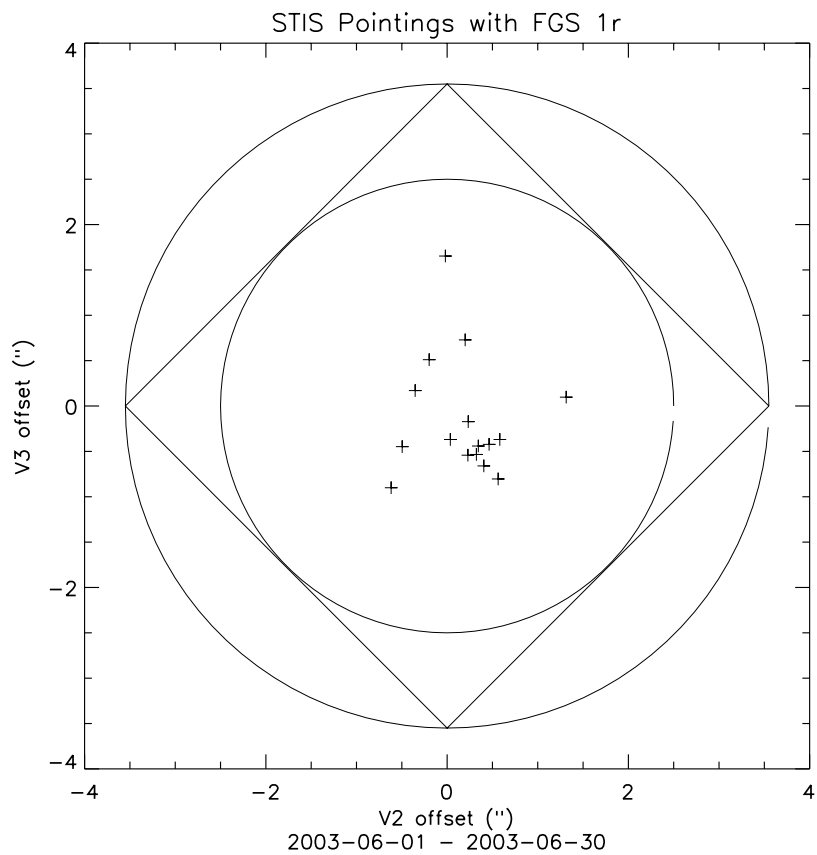
V2 mean = -0.012286 +/- 0.929361
V3 mean = -0.259286 +/- 0.598328
Mean distance = 0.955669 +/- 0.557417
Number of points is 14

FGS3

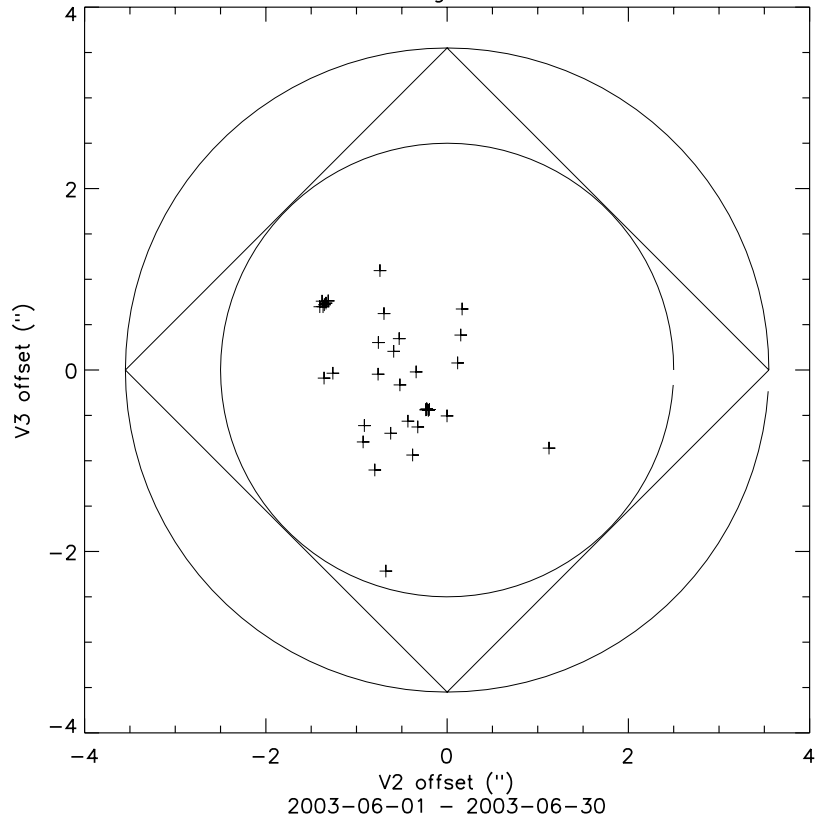
V2 mean = -0.587486 +/- 0.565993
V3 mean = -0.108857 +/- 0.698990
Mean distance = 0.952270 +/- 0.492885
Number of points is 35

All FGSS

V2 mean = -0.272754 +/- 0.721200
V3 mean = -0.152954 +/- 0.661596
Mean distance = 0.902144 +/- 0.480184
Total number of points is 65



STIS Pointings with FGS 3



2002-10-21 - 2003-06-30

Results are in arcseconds.

FGS1

V2 mean = 0.067488 +/- 0.641397
V3 mean = -0.054520 +/- 0.510432
Mean distance = 0.689860 +/- 0.447029
Number of points is 127

FGS2

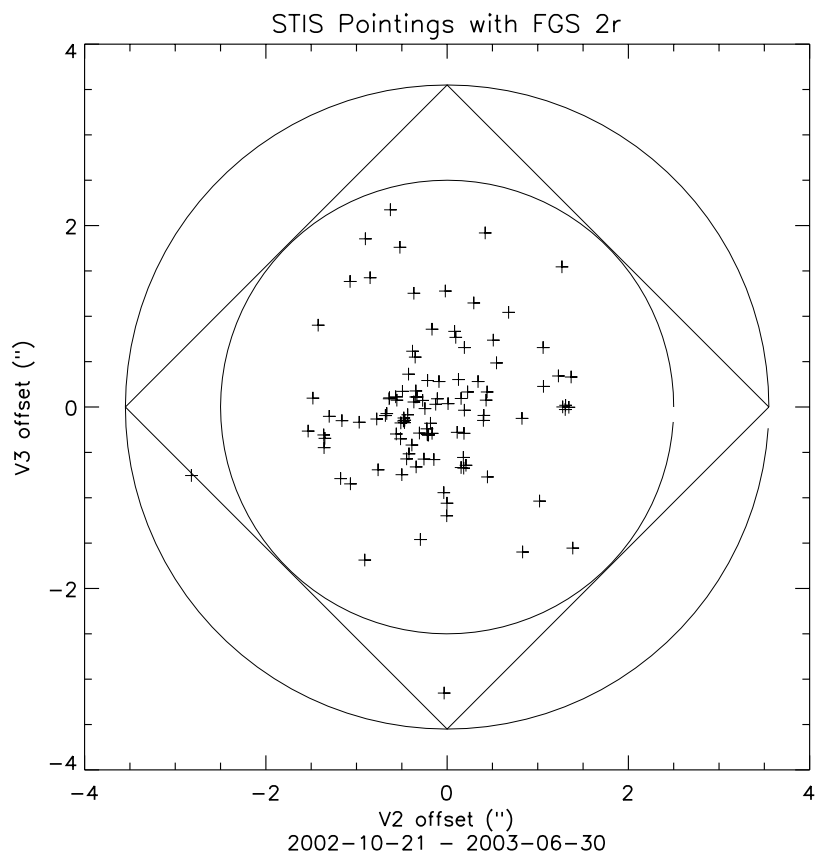
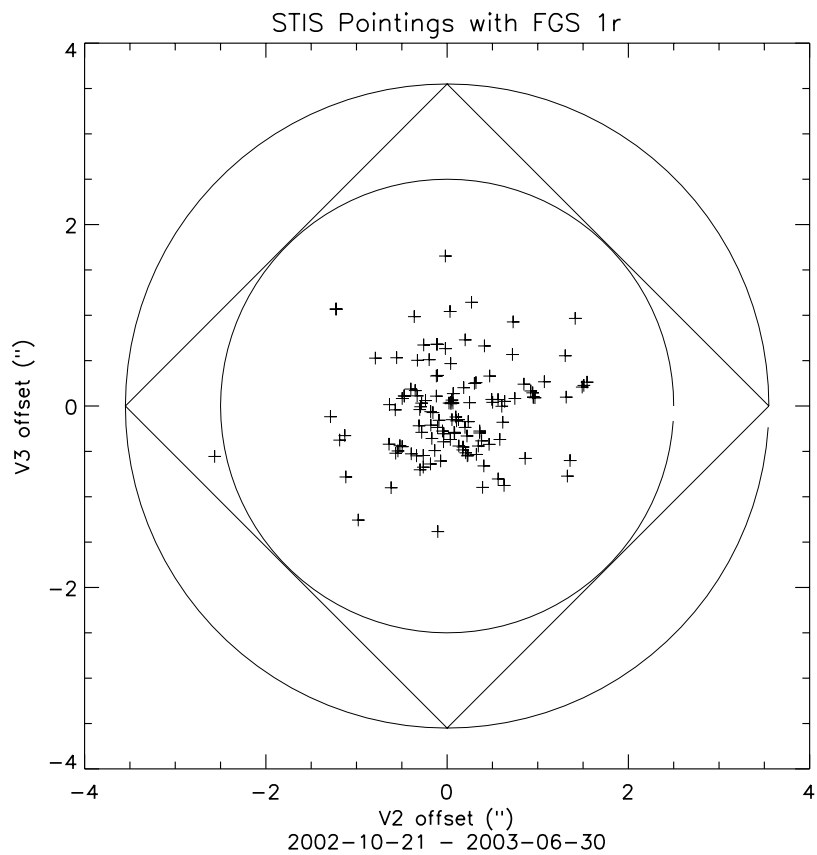
V2 mean = -0.165697 +/- 0.728263
V3 mean = -0.026128 +/- 0.782543
Mean distance = 0.898037 +/- 0.597664
Number of points is 109

FGS3

V2 mean = -0.471444 +/- 0.542760
V3 mean = -0.162922 +/- 0.692567
Mean distance = 0.876963 +/- 0.500554
Number of points is 153

All FGSs

V2 mean = -0.209823 +/- 0.670327
V3 mean = -0.089200 +/- 0.668297
Mean distance = 0.821782 +/- 0.520585
Total number of points is 389



STIS Pointings with FGS 3

