

2003-05-01 - 2003-05-31

Results are in arcseconds.

FGS1

V2 mean = -0.102950 +/- 0.379990  
V3 mean = -0.260200 +/- 0.396842  
Mean distance = 0.501923 +/- 0.345130  
Number of points is 20

FGS2

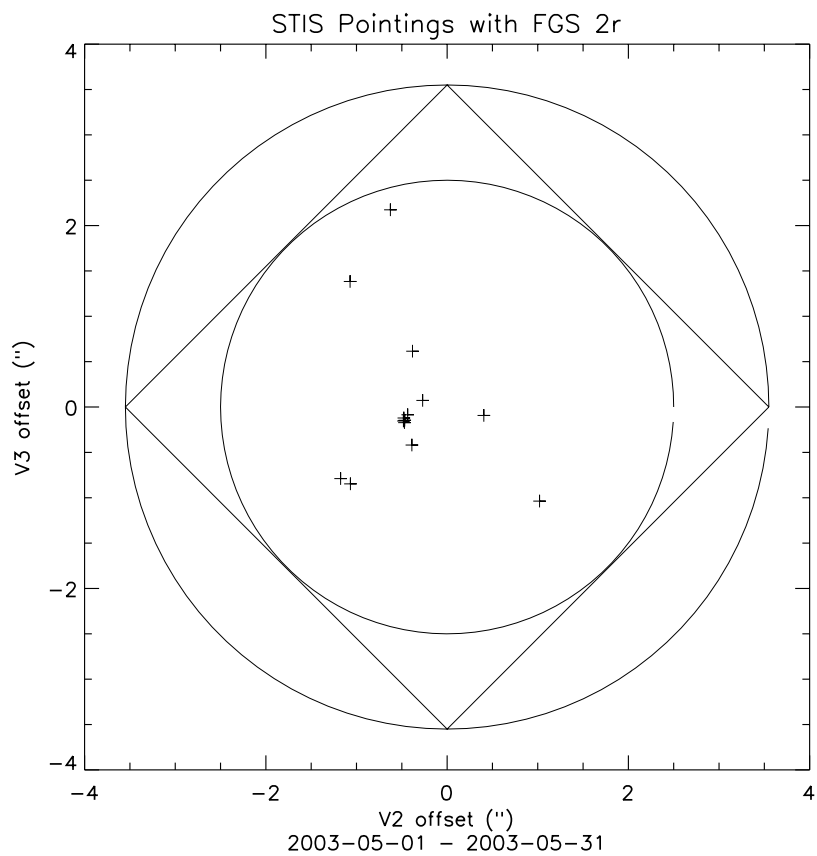
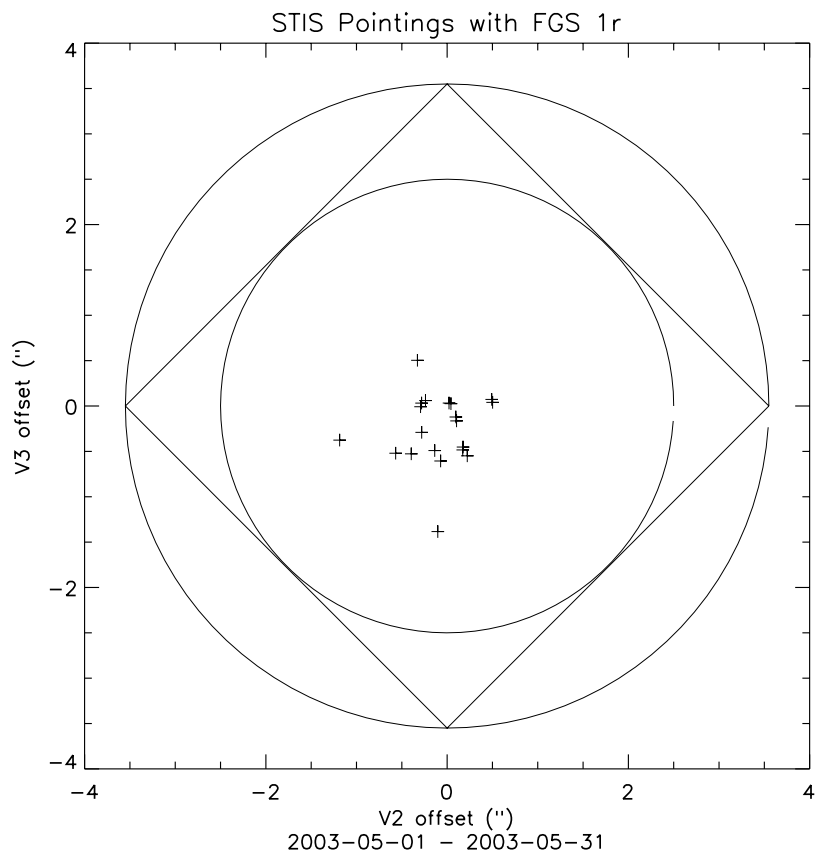
V2 mean = -0.420643 +/- 0.571525  
V3 mean = 0.027357 +/- 0.864283  
Mean distance = 0.904962 +/- 0.618894  
Number of points is 14

FGS3

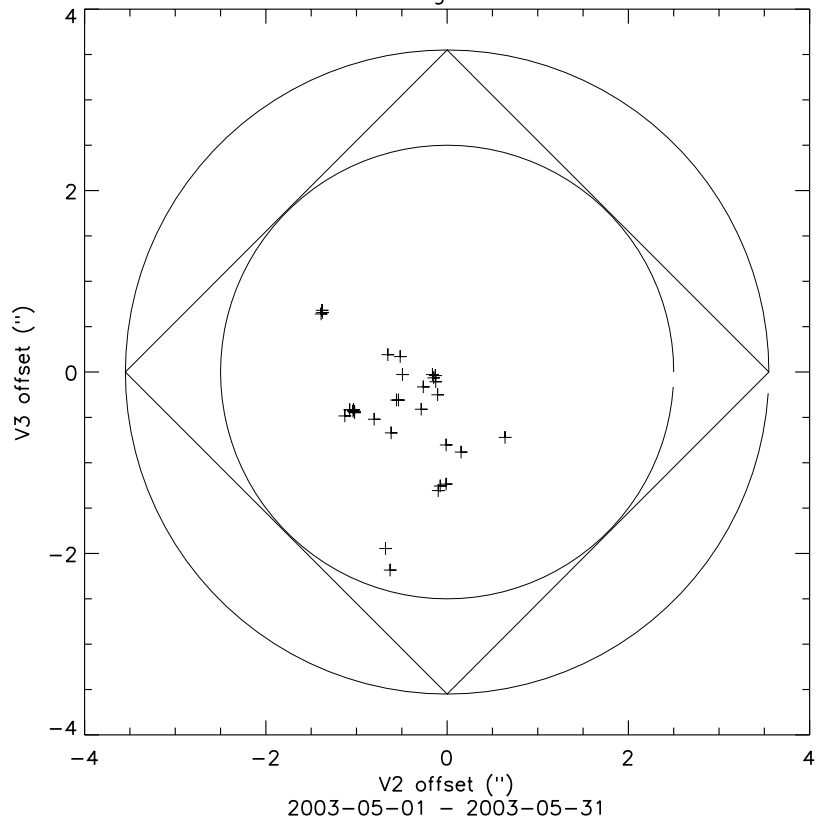
V2 mean = -0.534936 +/- 0.504848  
V3 mean = -0.436452 +/- 0.661205  
Mean distance = 0.928995 +/- 0.541108  
Number of points is 31

All FGSs

V2 mean = -0.377400 +/- 0.514446  
V3 mean = -0.282323 +/- 0.660345  
Mean distance = 0.792412 +/- 0.537207  
Total number of points is 65



STIS Pointings with FGS 3



2002-10-21 - 2003-05-31

Results are in arcseconds.

FGS1

V2 mean = 0.050144 +/- 0.662040  
V3 mean = -0.039838 +/- 0.487268  
Mean distance = 0.681816 +/- 0.459093  
Number of points is 111

FGS2

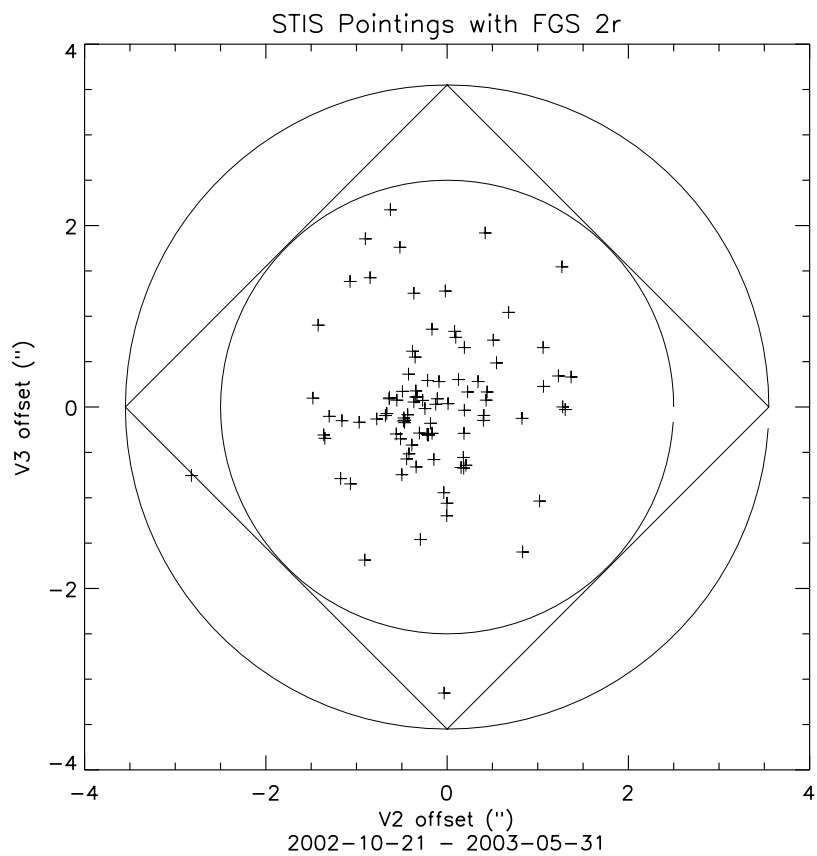
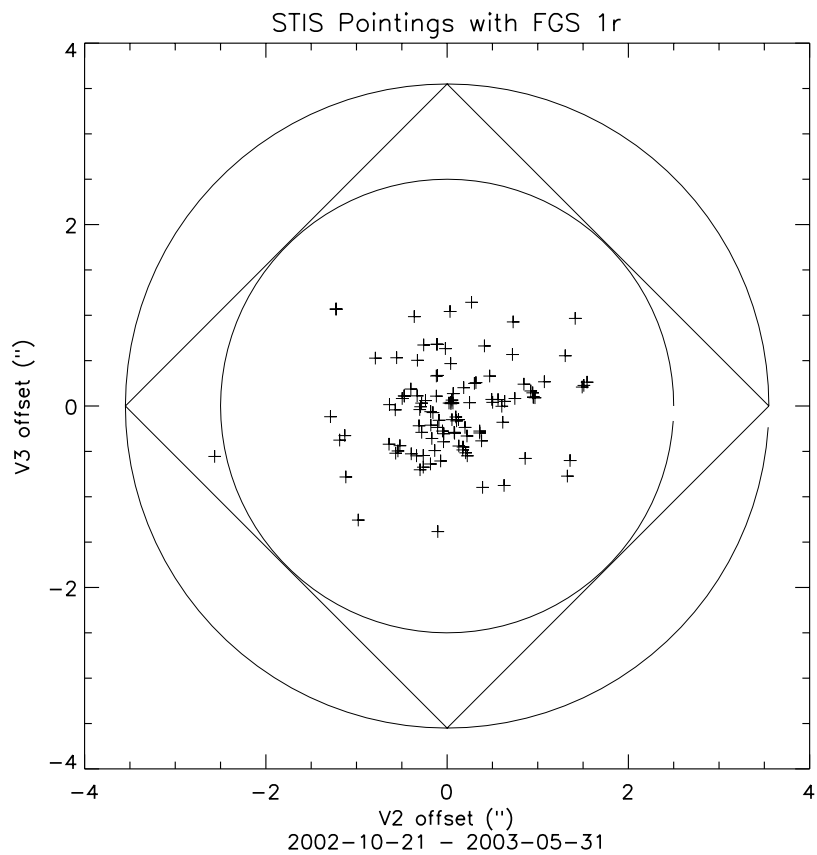
V2 mean = -0.188305 +/- 0.697056  
V3 mean = 0.008232 +/- 0.802981  
Mean distance = 0.889544 +/- 0.605693  
Number of points is 95

FGS3

V2 mean = -0.437025 +/- 0.533289  
V3 mean = -0.178958 +/- 0.692833  
Mean distance = 0.854626 +/- 0.502703  
Number of points is 118

All FGSs

V2 mean = -0.197198 +/- 0.660110  
V3 mean = -0.076410 +/- 0.669916  
Mean distance = 0.805660 +/- 0.527540  
Total number of points is 324



STIS Pointings with FGS 3

