

2003-11-01 - 2003-11-30

Results are in arcseconds.

FGS1

V2 mean = -0.146190 +/- 0.566911
V3 mean = 0.022286 +/- 0.449228
Mean distance = 0.604224 +/- 0.403503
Number of points is 21

FGS2

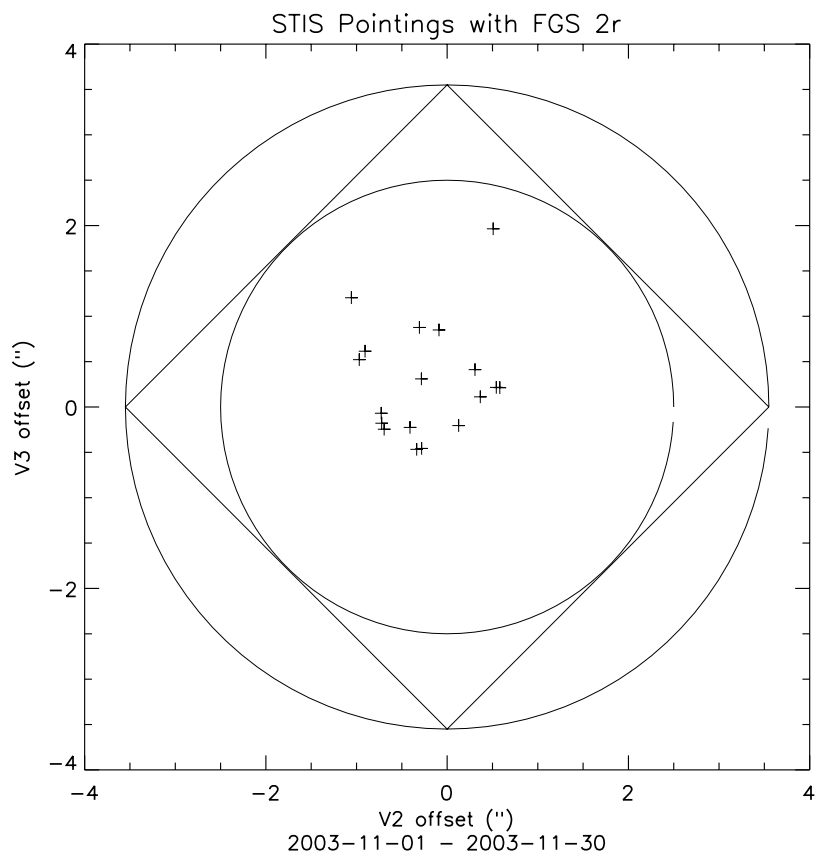
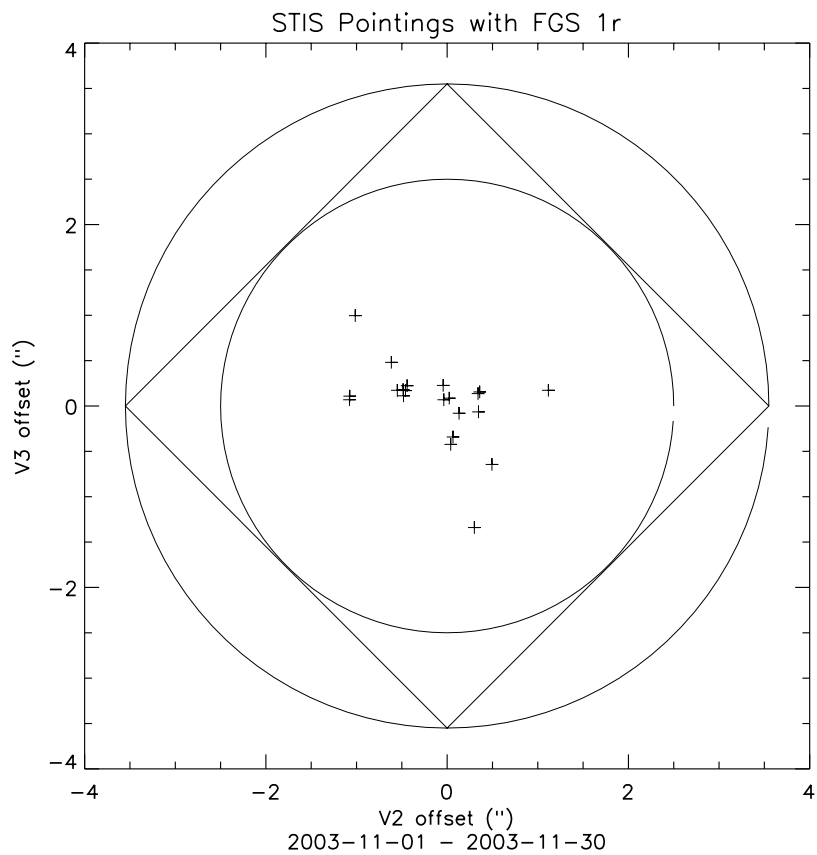
V2 mean = -0.242000 +/- 0.544340
V3 mean = 0.302611 +/- 0.631807
Mean distance = 0.786853 +/- 0.445980
Number of points is 18

FGS3

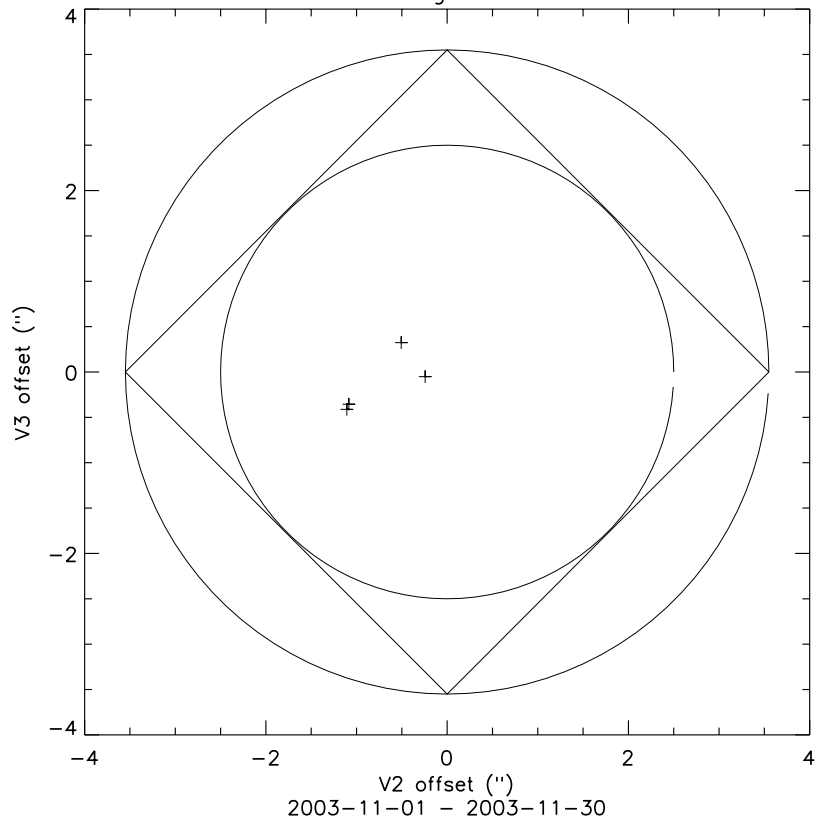
V2 mean = -0.735500 +/- 0.430090
V3 mean = -0.123500 +/- 0.337805
Mean distance = 0.793190 +/- 0.449264
Number of points is 4

All FGSs

V2 mean = -0.241116 +/- 0.560331
V3 mean = 0.126070 +/- 0.538977
Mean distance = 0.698251 +/- 0.425555
Total number of points is 43



STIS Pointings with FGS 3



2002-10-21 - 2003-11-30

Results are in arcseconds.

FGS1

V2 mean = 0.035430 +/- 0.600896
V3 mean = -0.062534 +/- 0.564564
Mean distance = 0.662062 +/- 0.494651
Number of points is 221

FGS2

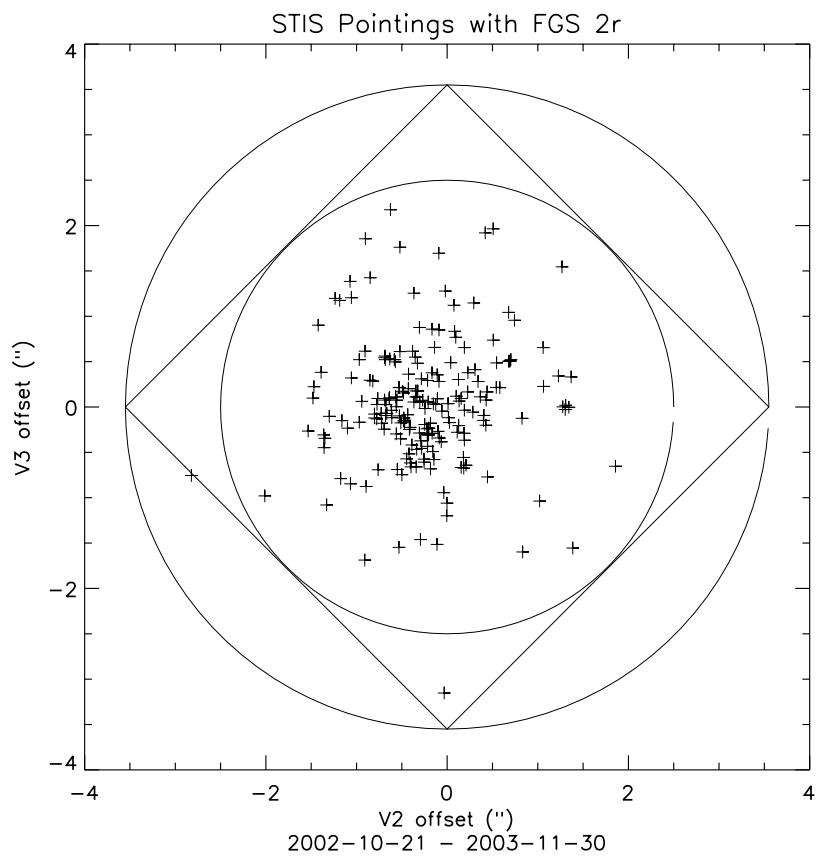
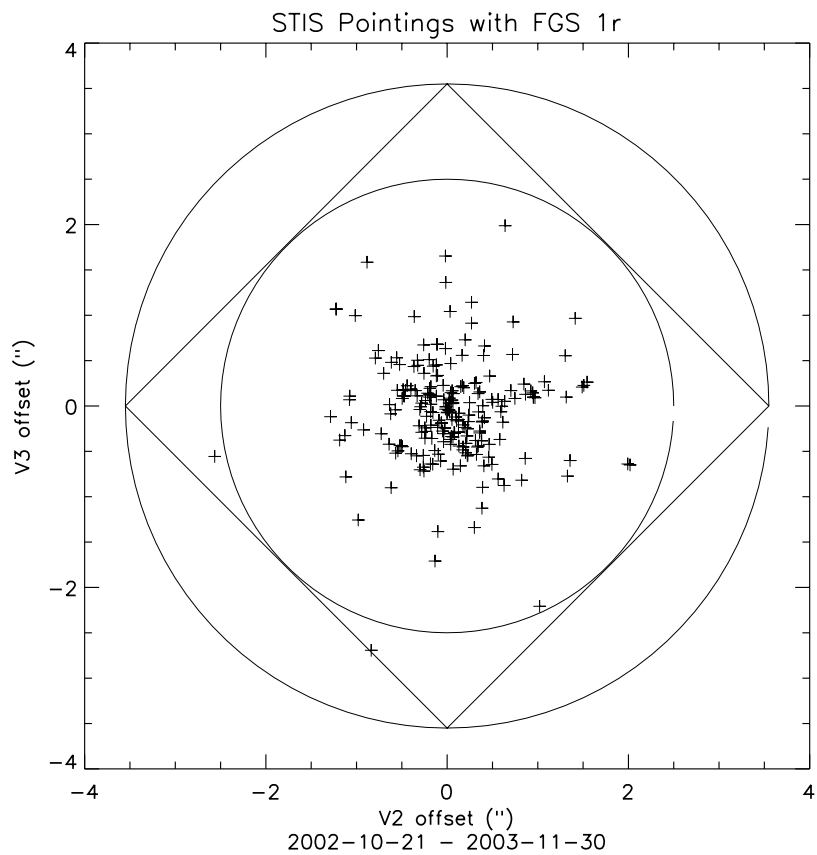
V2 mean = -0.243094 +/- 0.666857
V3 mean = 0.029059 +/- 0.701648
Mean distance = 0.837231 +/- 0.541112
Number of points is 202

FGS3

V2 mean = -0.431576 +/- 0.536733
V3 mean = -0.192668 +/- 0.632929
Mean distance = 0.829406 +/- 0.471165
Number of points is 217

All FGSs

V2 mean = -0.210823 +/- 0.632002
V3 mean = -0.077748 +/- 0.638889
Mean distance = 0.774089 +/- 0.507960
Total number of points is 640



STIS Pointings with FGS 3

