

2003-10-05 - 2003-10-31

Results are in arcseconds.

FGS1

V2 mean = -0.193000 +/- 0.331347
V3 mean = 0.074643 +/- 0.349922
Mean distance = 0.463465 +/- 0.216860
Number of points is 14

FGS2

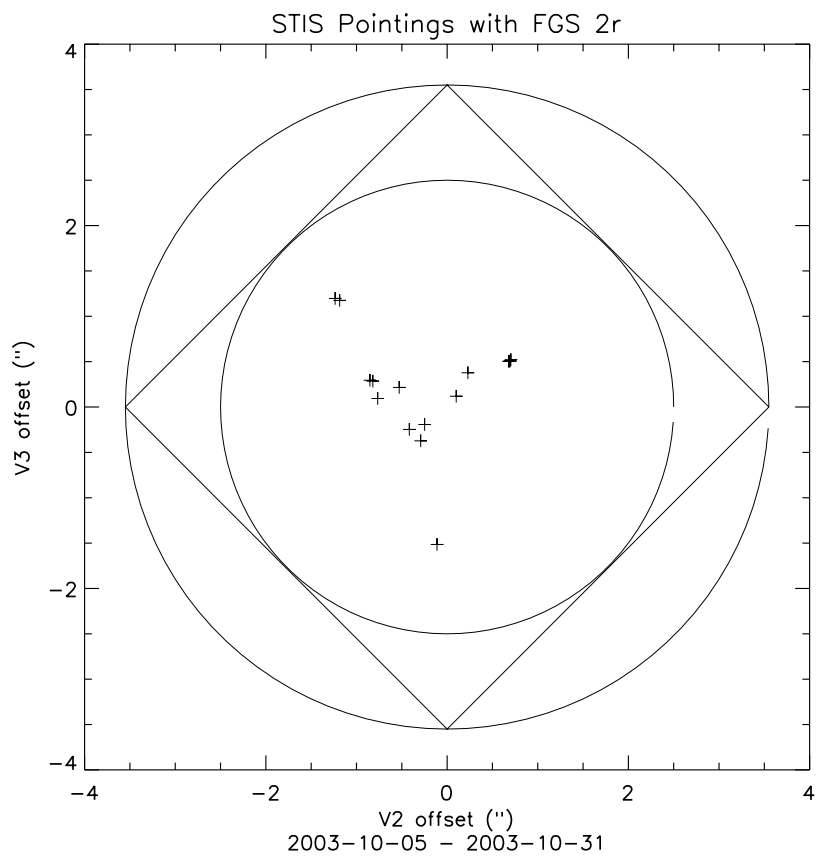
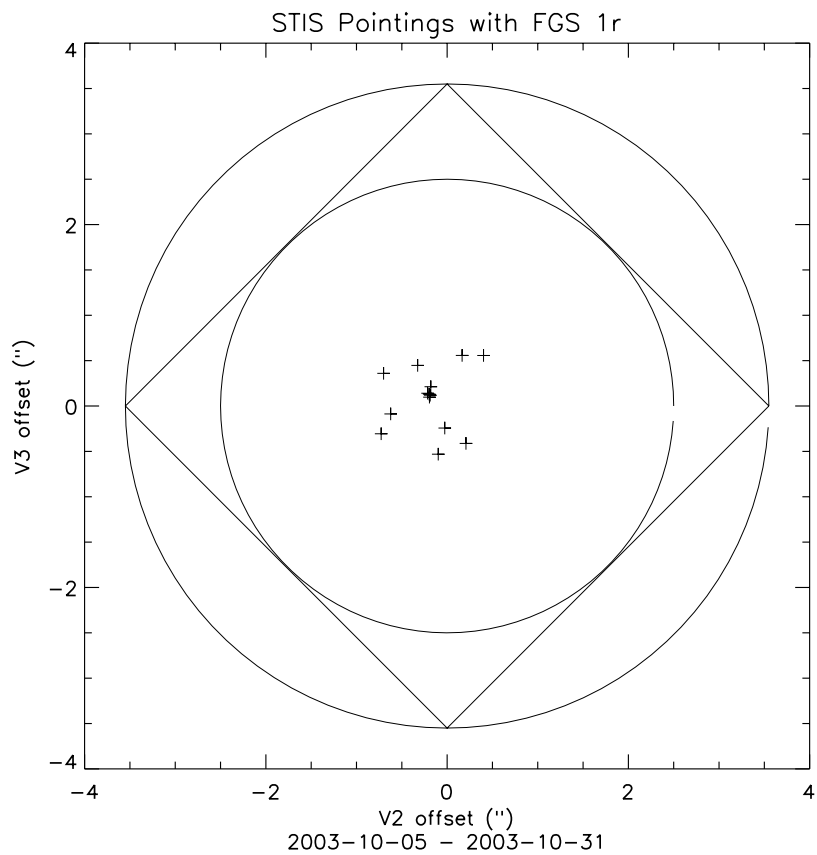
V2 mean = -0.210438 +/- 0.672995
V3 mean = 0.216750 +/- 0.633125
Mean distance = 0.832755 +/- 0.459788
Number of points is 16

FGS3

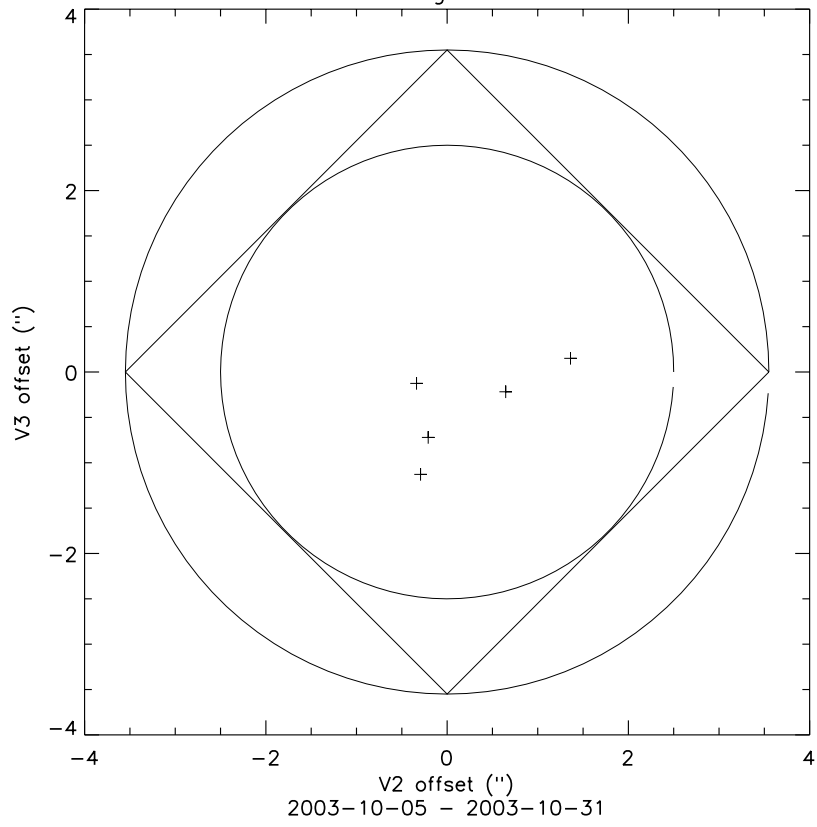
V2 mean = 0.233400 +/- 0.748504
V3 mean = -0.408200 +/- 0.511136
Mean distance = 0.865526 +/- 0.401843
Number of points is 5

All FGSS

V2 mean = -0.140057 +/- 0.575939
V3 mean = 0.070629 +/- 0.546049
Mean distance = 0.689720 +/- 0.406814
Total number of points is 35



STIS Pointings with FGS 3



2002-10-21 - 2003-10-31

Results are in arcseconds.

FGS1

V2 mean = 0.054500 +/- 0.602521
V3 mean = -0.071440 +/- 0.575540
Mean distance = 0.668135 +/- 0.503732
Number of points is 200

FGS2

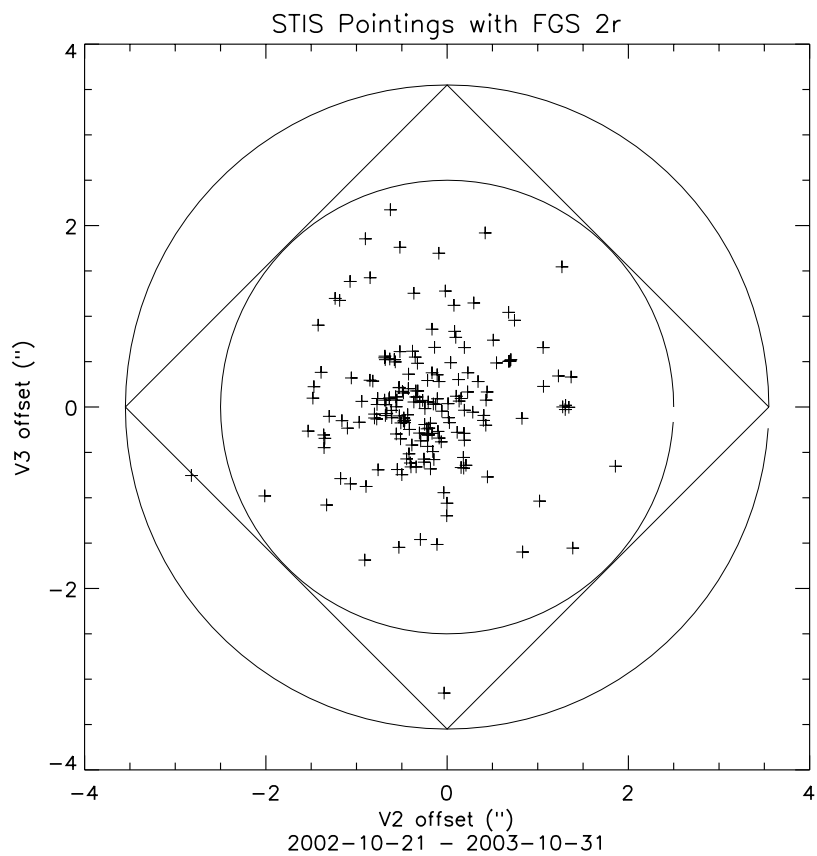
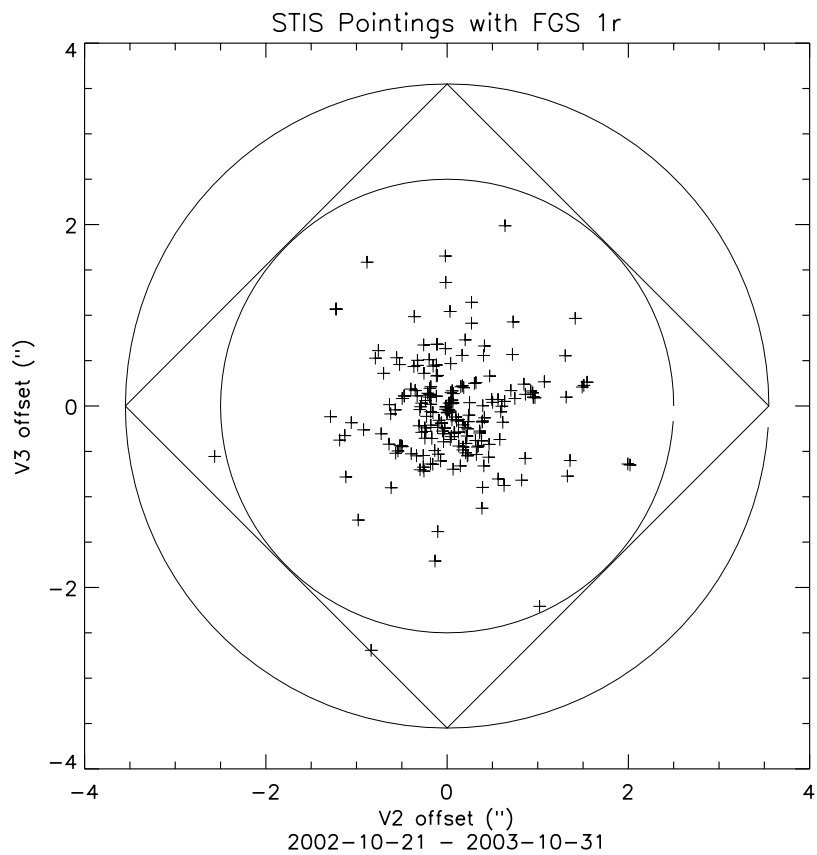
V2 mean = -0.243201 +/- 0.678906
V3 mean = 0.002299 +/- 0.703968
Mean distance = 0.842159 +/- 0.550319
Number of points is 184

FGS3

V2 mean = -0.425868 +/- 0.537703
V3 mean = -0.193967 +/- 0.637535
Mean distance = 0.830086 +/- 0.472550
Number of points is 213

All FGSs

V2 mean = -0.208641 +/- 0.637219
V3 mean = -0.092429 +/- 0.643385
Mean distance = 0.779552 +/- 0.513256
Total number of points is 597



STIS Pointings with FGS 3

