

2003-09-01 - 2003-09-28

Results are in arcseconds.

FGS1

V2 mean = 0.047909 +/- 0.549340  
V3 mean = -0.505364 +/- 1.044846  
Mean distance = 0.888735 +/- 0.898943  
Number of points is 11

FGS2

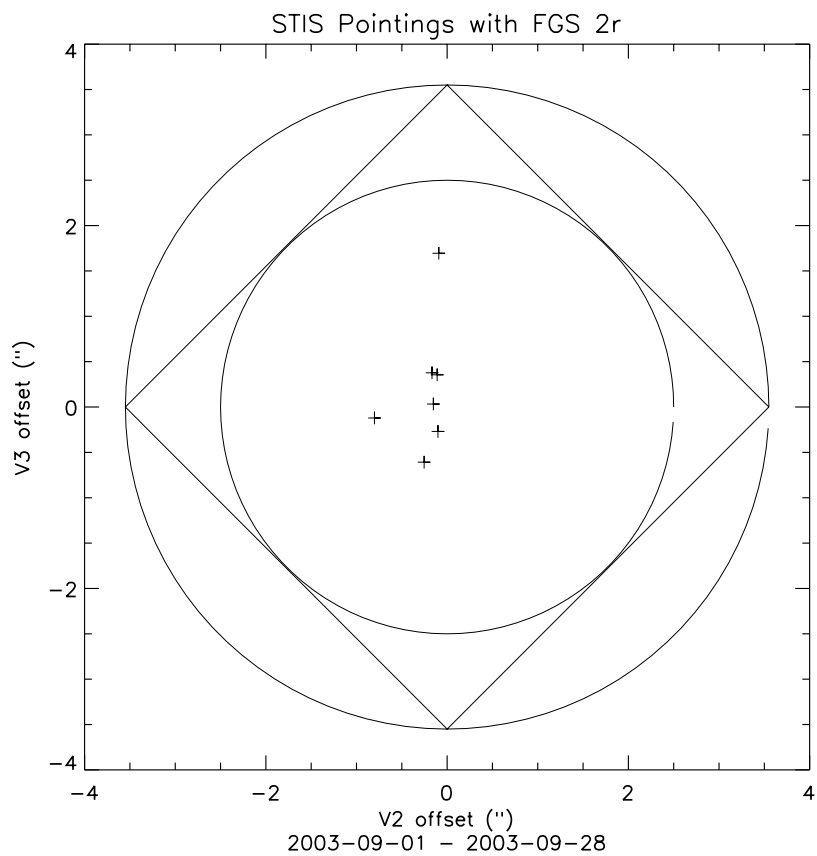
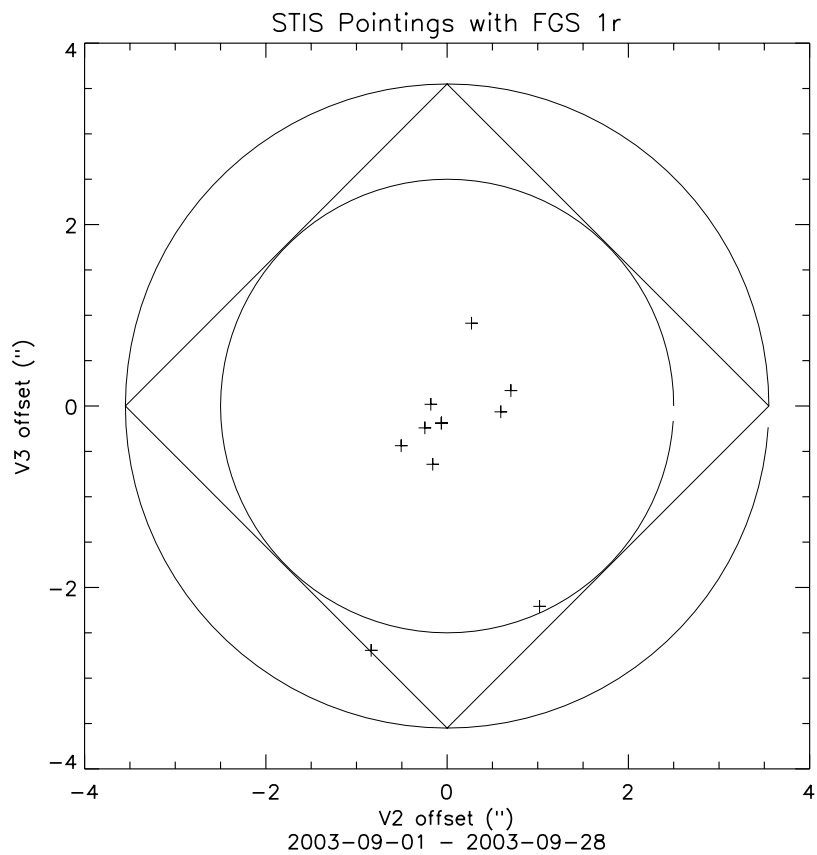
V2 mean = -0.239714 +/- 0.254046  
V3 mean = 0.208857 +/- 0.740899  
Mean distance = 0.627765 +/- 0.521183  
Number of points is 7

FGS3

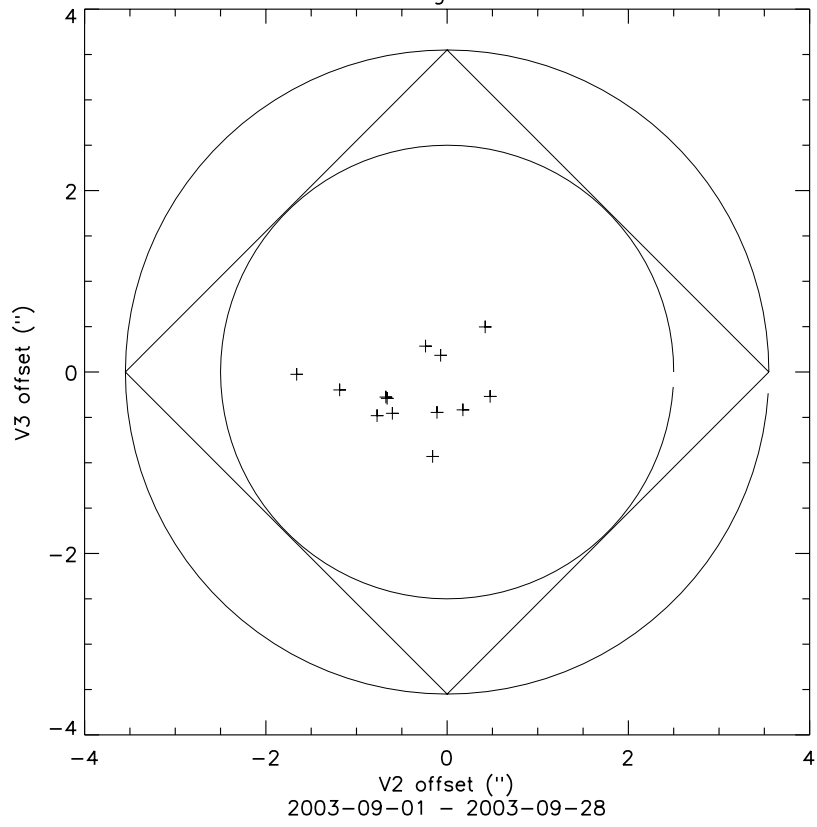
V2 mean = -0.390385 +/- 0.617109  
V3 mean = -0.216923 +/- 0.376331  
Mean distance = 0.738612 +/- 0.384078  
Number of points is 13

All FGSs

V2 mean = -0.200839 +/- 0.551759  
V3 mean = -0.223129 +/- 0.776598  
Mean distance = 0.766852 +/- 0.626901  
Total number of points is 31



STIS Pointings with FGS 3



2002-10-21 - 2003-09-28

Results are in arcseconds.

FGS1

V2 mean = 0.073129 +/- 0.614659  
V3 mean = -0.082435 +/- 0.588195  
Mean distance = 0.683540 +/- 0.515980  
Number of points is 186

FGS2

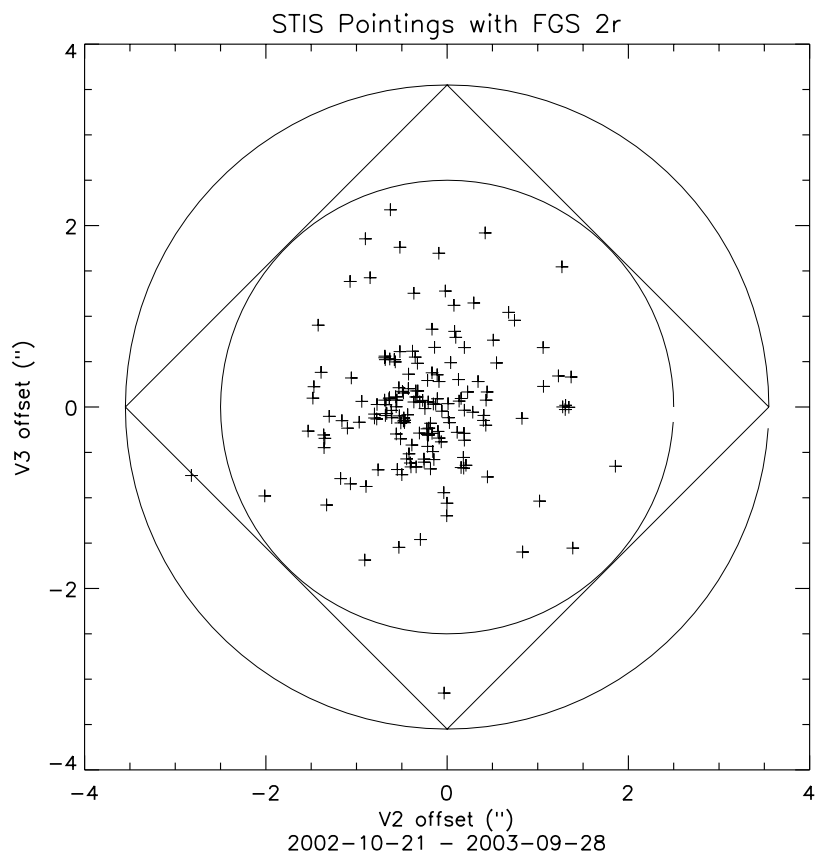
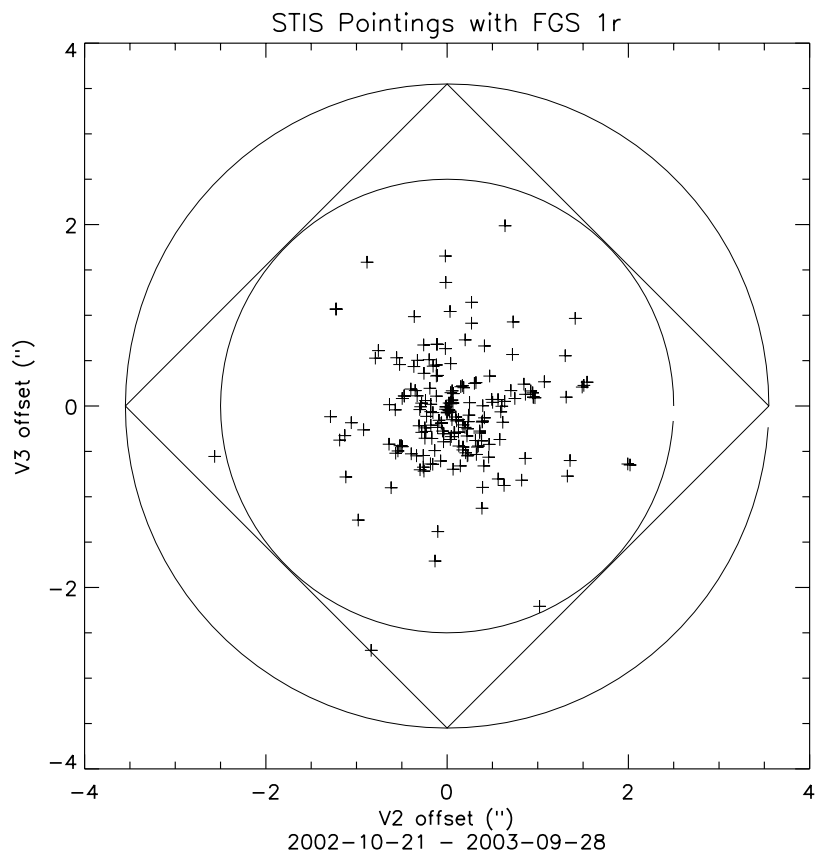
V2 mean = -0.246321 +/- 0.681379  
V3 mean = -0.018125 +/- 0.708675  
Mean distance = 0.843055 +/- 0.559347  
Number of points is 168

FGS3

V2 mean = -0.441716 +/- 0.523957  
V3 mean = -0.188817 +/- 0.640379  
Mean distance = 0.829234 +/- 0.474917  
Number of points is 208

All FGSs

V2 mean = -0.212913 +/- 0.641065  
V3 mean = -0.102584 +/- 0.648025  
Mean distance = 0.785146 +/- 0.518943  
Total number of points is 562



STIS Pointings with FGS 3

