

2004-04-01 - 2004-04-30

Results are in arcseconds.

FGS1

V2 mean = 0.182167 +/- 0.860455
V3 mean = -0.025667 +/- 0.655043
Mean distance = 0.838338 +/- 0.679078
Number of points is 18

FGS2

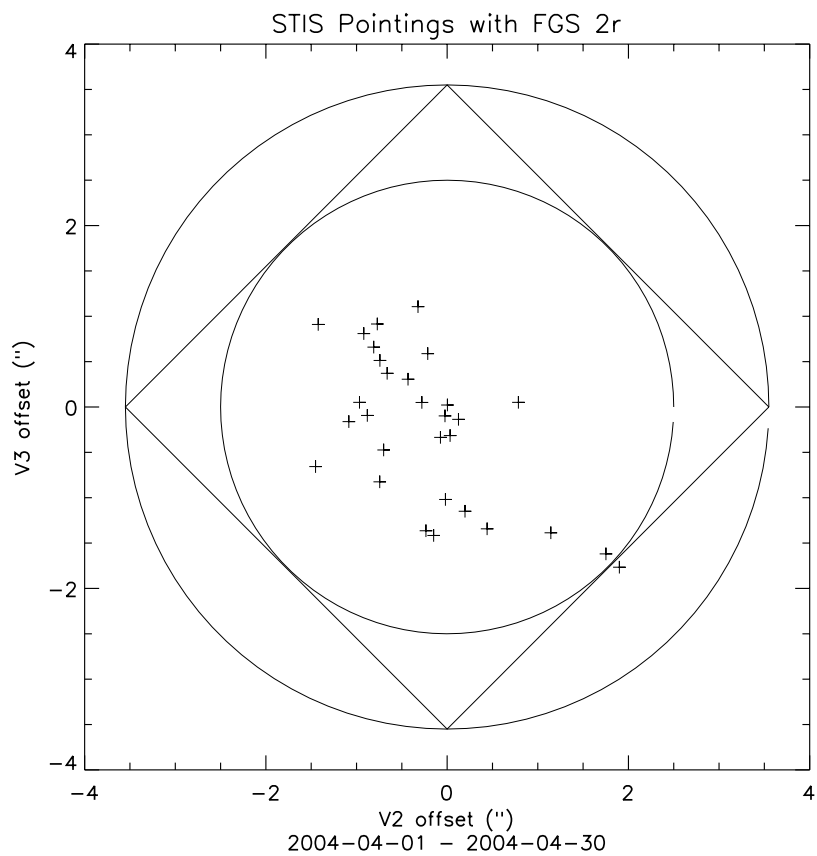
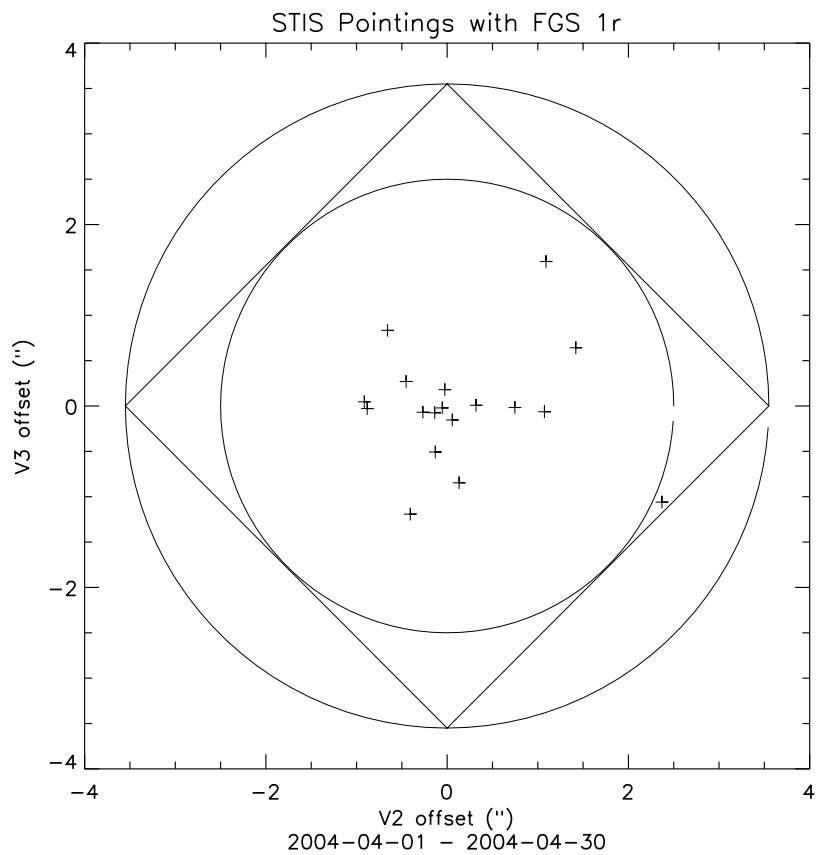
V2 mean = -0.217500 +/- 0.811268
V3 mean = -0.260167 +/- 0.832506
Mean distance = 1.028260 +/- 0.613516
Number of points is 30

FGS3

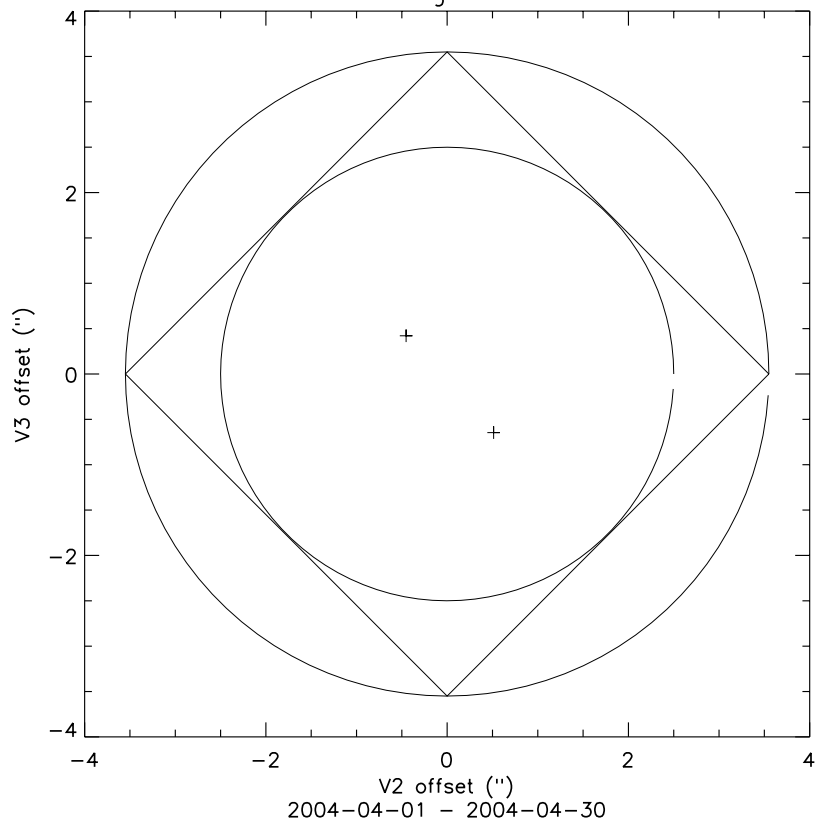
V2 mean = 0.030000 +/- 0.683065
V3 mean = -0.112500 +/- 0.754483
Mean distance = 0.721670 +/- 0.146010
Number of points is 2

All FGSs

V2 mean = -0.063720 +/- 0.832440
V3 mean = -0.169840 +/- 0.763826
Mean distance = 0.947625 +/- 0.627412
Total number of points is 50



STIS Pointings with FGS 3



2002-10-21 - 2004-04-30

Results are in arcseconds.

FGS1

V2 mean = 0.014867 +/- 0.630629
V3 mean = -0.034378 +/- 0.574889
Mean distance = 0.685209 +/- 0.508414
Number of points is 294

FGS2

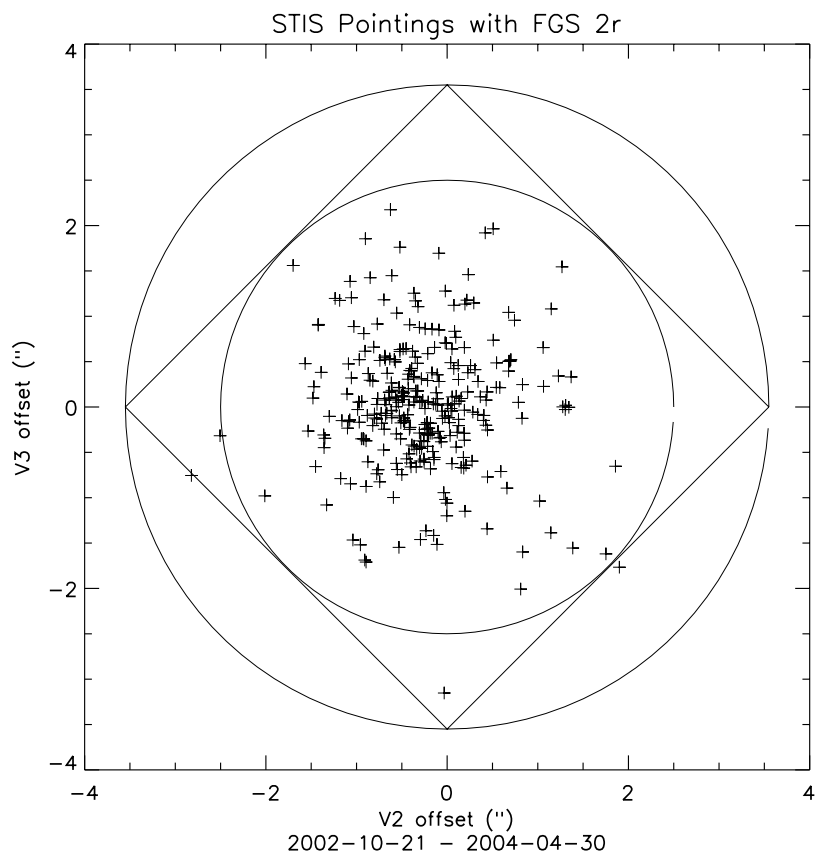
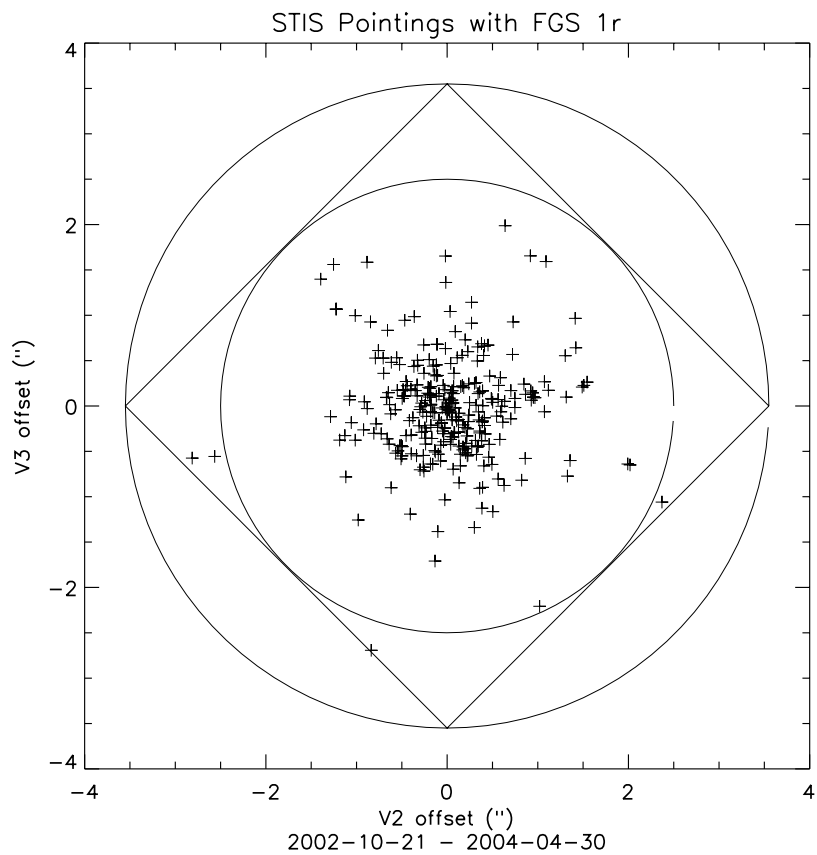
V2 mean = -0.273911 +/- 0.661910
V3 mean = 0.012778 +/- 0.716122
Mean distance = 0.854833 +/- 0.541589
Number of points is 315

FGS3

V2 mean = -0.410627 +/- 0.536998
V3 mean = -0.204059 +/- 0.622916
Mean distance = 0.822287 +/- 0.456626
Number of points is 236

All FGSs

V2 mean = -0.211620 +/- 0.641672
V3 mean = -0.064189 +/- 0.649274
Mean distance = 0.786726 +/- 0.512436
Total number of points is 845



STIS Pointings with FGS 3

