

2004-02-02 - 2004-02-22

Results are in arcseconds.

FGS1

V2 mean = -0.226818 +/- 0.642125
V3 mean = 0.163545 +/- 0.837641
Mean distance = 0.878087 +/- 0.593161
Number of points is 11

FGS2

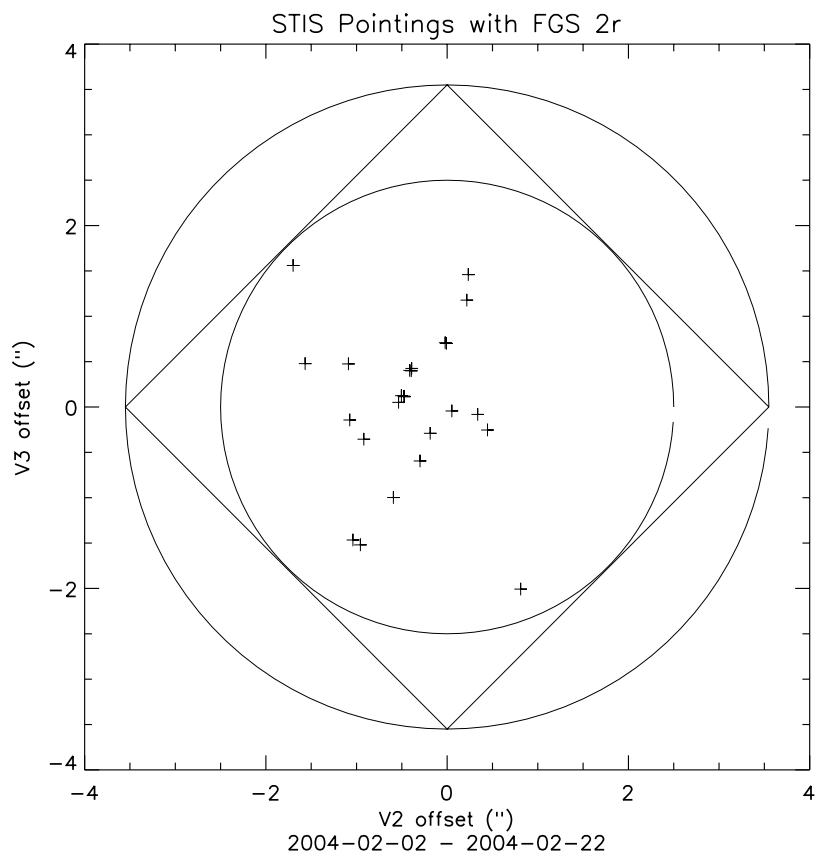
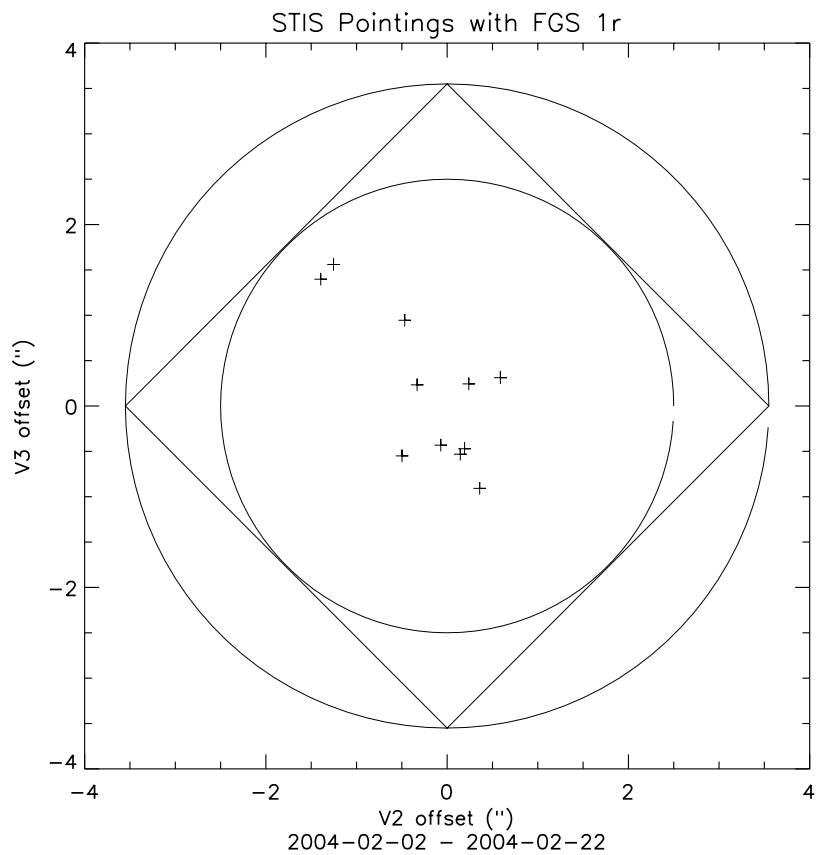
V2 mean = -0.422160 +/- 0.615761
V3 mean = 0.017600 +/- 0.867894
Mean distance = 0.956004 +/- 0.605264
Number of points is 25

FGS3

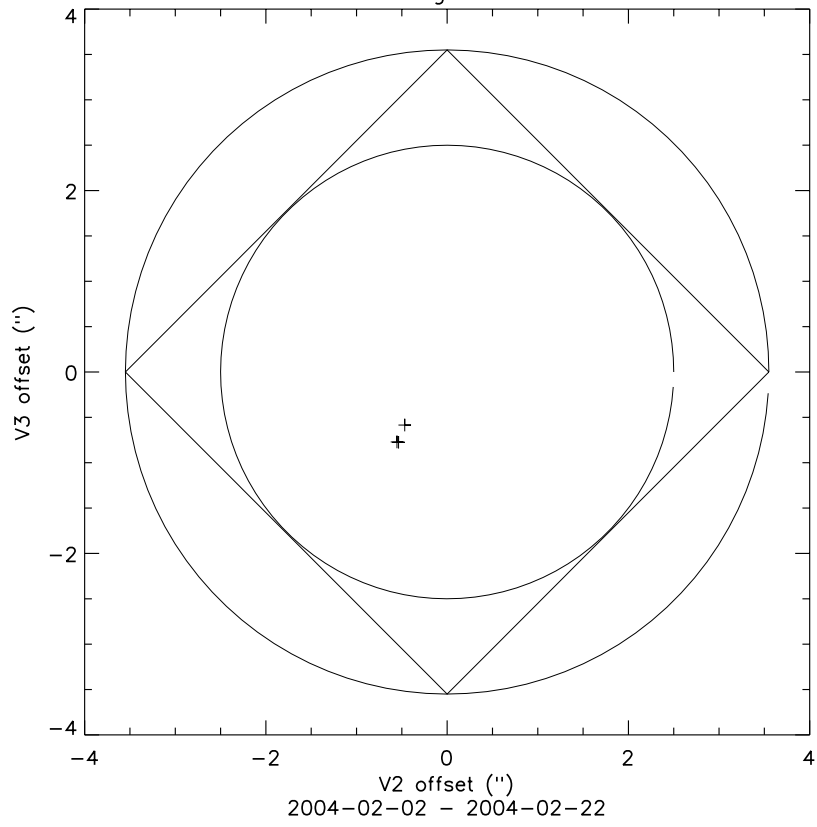
V2 mean = -0.519333 +/- 0.045358
V3 mean = -0.710333 +/- 0.108560
Mean distance = 0.880286 +/- 0.113610
Number of points is 3

All FGSs

V2 mean = -0.374538 +/- 0.597954
V3 mean = 0.002769 +/- 0.841883
Mean distance = 0.928203 +/- 0.571017
Total number of points is 39



STIS Pointings with FGS 3



2002-10-21 - 2004-02-22

Results are in arcseconds.

FGS1

V2 mean = 0.004852 +/- 0.620993
V3 mean = -0.033954 +/- 0.578853
Mean distance = 0.682211 +/- 0.504675
Number of points is 263

FGS2

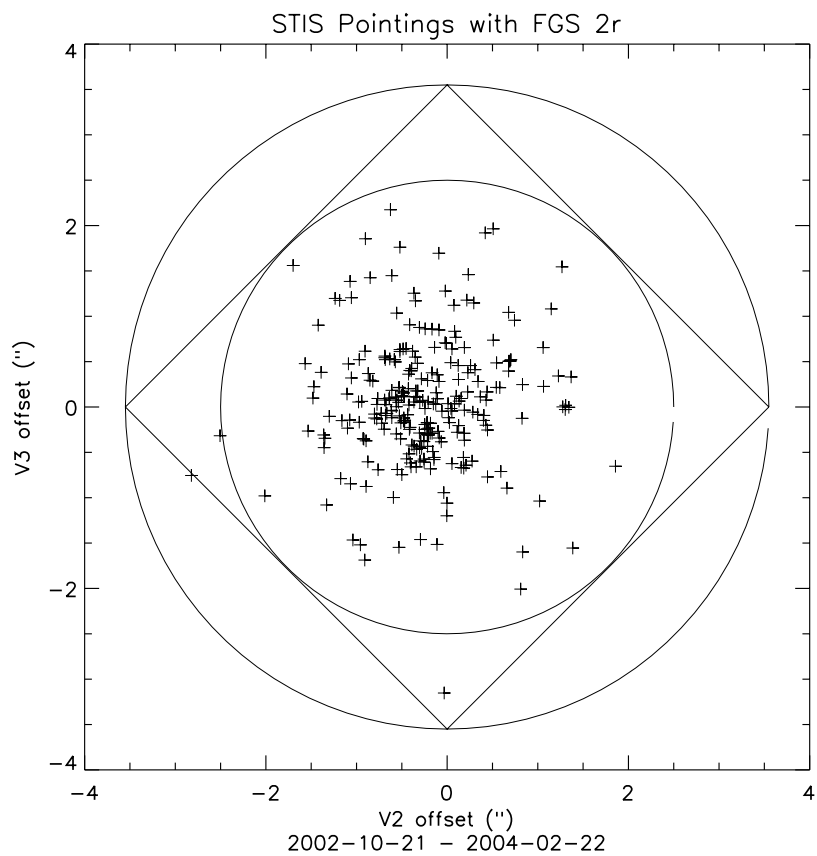
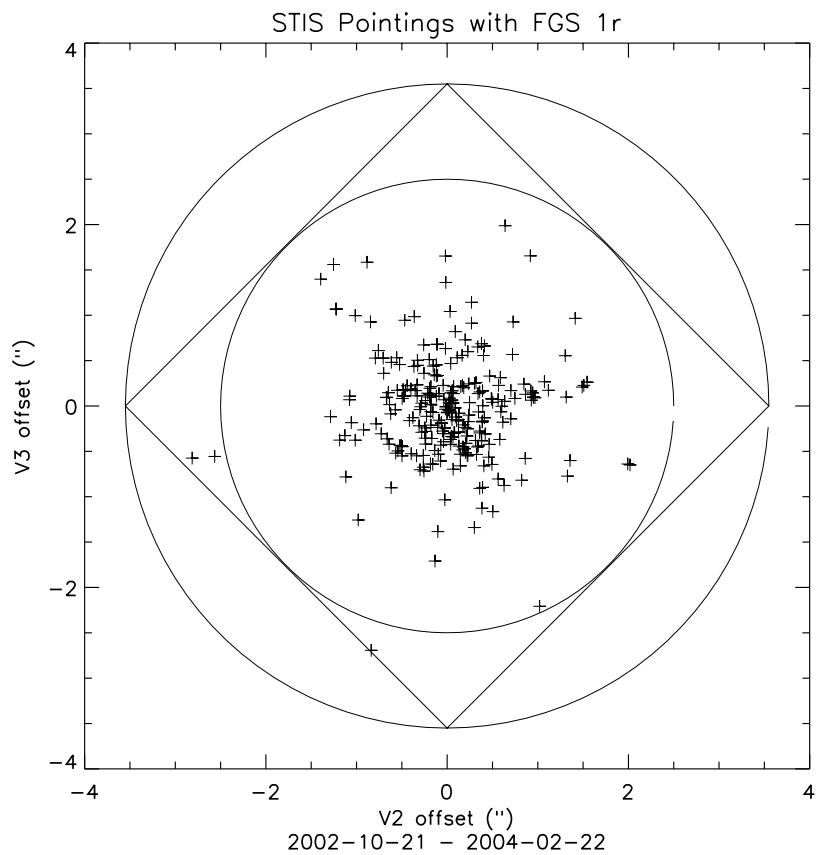
V2 mean = -0.264849 +/- 0.658625
V3 mean = 0.041317 +/- 0.702427
Mean distance = 0.842002 +/- 0.536341
Number of points is 265

FGS3

V2 mean = -0.425943 +/- 0.530613
V3 mean = -0.195470 +/- 0.622914
Mean distance = 0.821813 +/- 0.460262
Number of points is 230

All FGSs

V2 mean = -0.220153 +/- 0.633306
V3 mean = -0.056648 +/- 0.644062
Mean distance = 0.780434 +/- 0.507696
Total number of points is 758



STIS Pointings with FGS 3

