

2004-01-01 - 2004-01-31

Results are in arcseconds.

FGS1

V2 mean = -0.322750 +/- 0.794030
V3 mean = 0.167400 +/- 0.595354
Mean distance = 0.840408 +/- 0.616943
Number of points is 20

FGS2

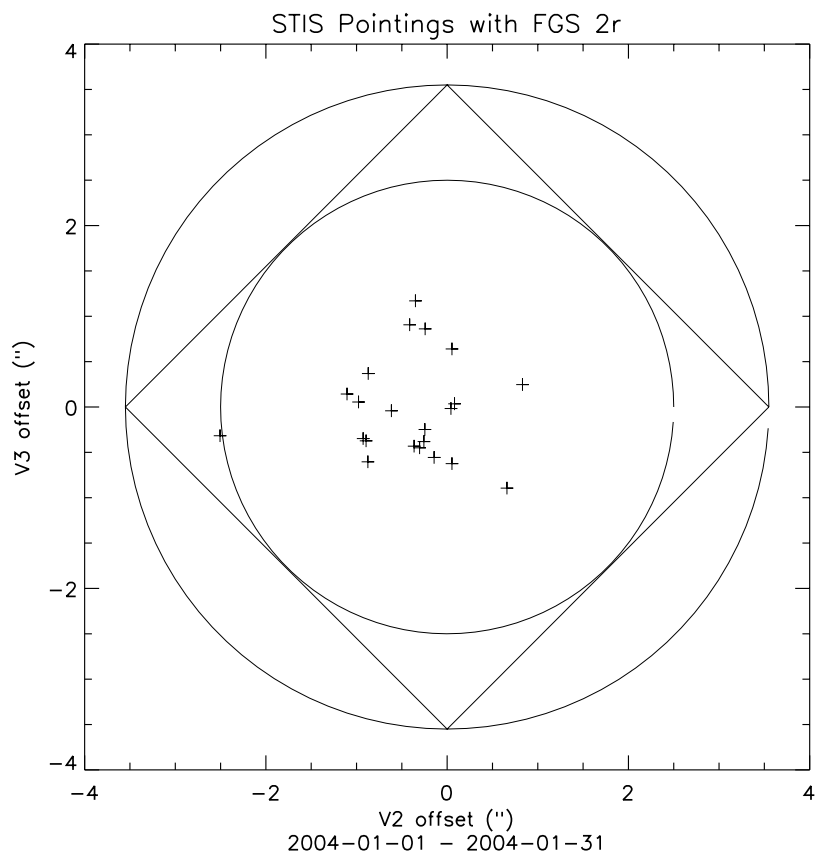
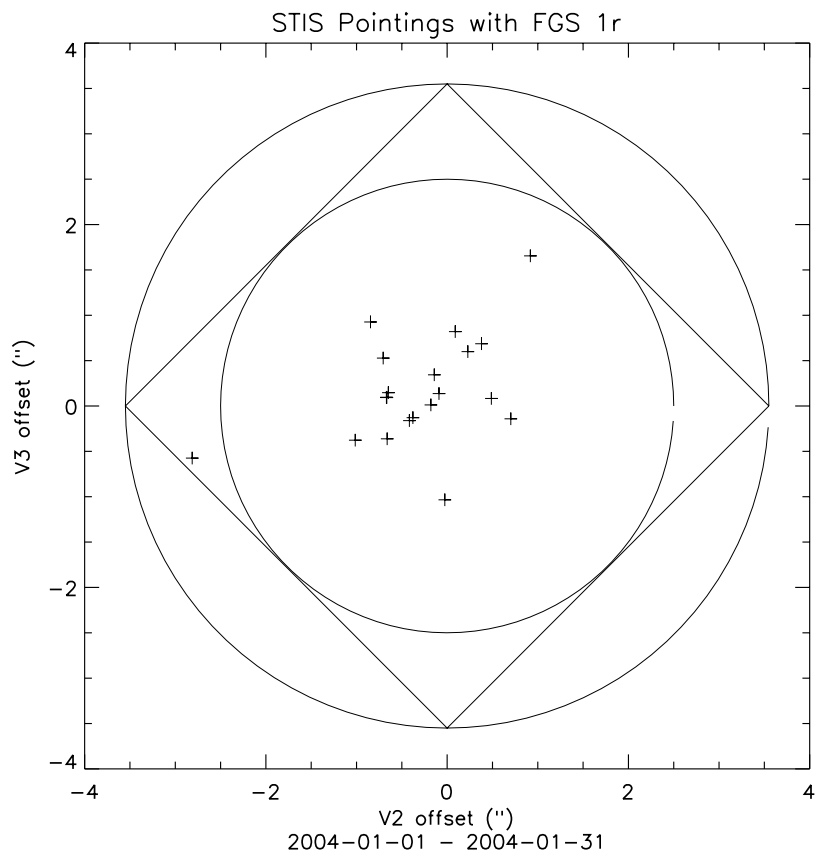
V2 mean = -0.426136 +/- 0.686307
V3 mean = -0.039091 +/- 0.549893
Mean distance = 0.826776 +/- 0.499130
Number of points is 22

FGS3

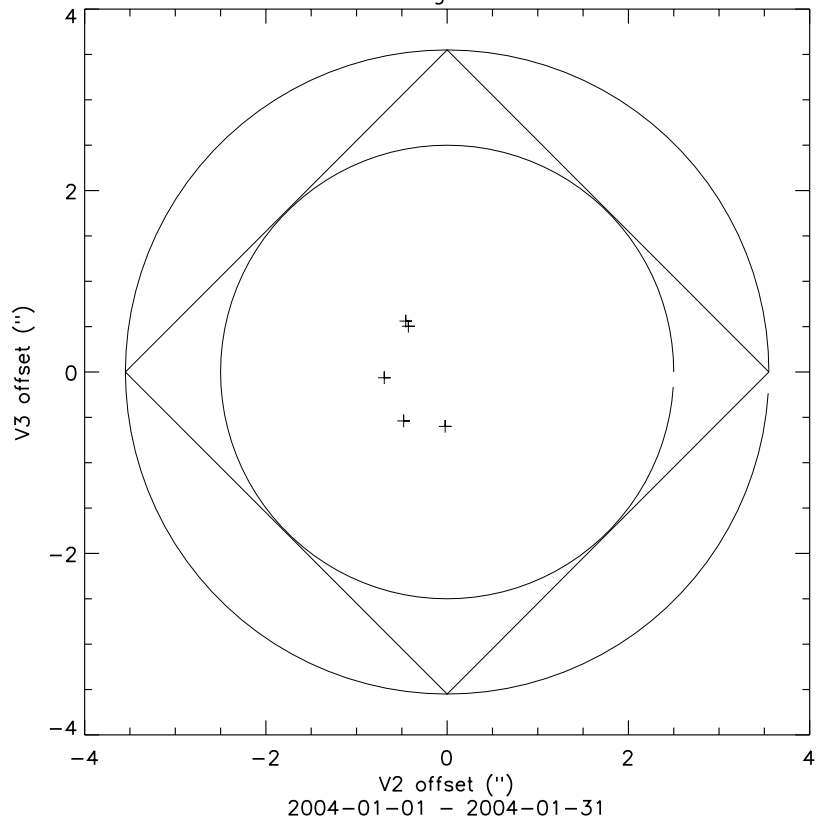
V2 mean = -0.416200 +/- 0.244152
V3 mean = -0.027400 +/- 0.551906
Mean distance = 0.680578 +/- 0.051905
Number of points is 5

All FGSs

V2 mean = -0.381085 +/- 0.695136
V3 mean = 0.050021 +/- 0.566898
Mean distance = 0.817024 +/- 0.522960
Total number of points is 47



STIS Pointings with FGS 3



2002-10-21 - 2004-01-31

Results are in arcseconds.

FGS1

V2 mean = 0.014964 +/- 0.619395
V3 mean = -0.042575 +/- 0.565701
Mean distance = 0.673661 +/- 0.500086
Number of points is 252

FGS2

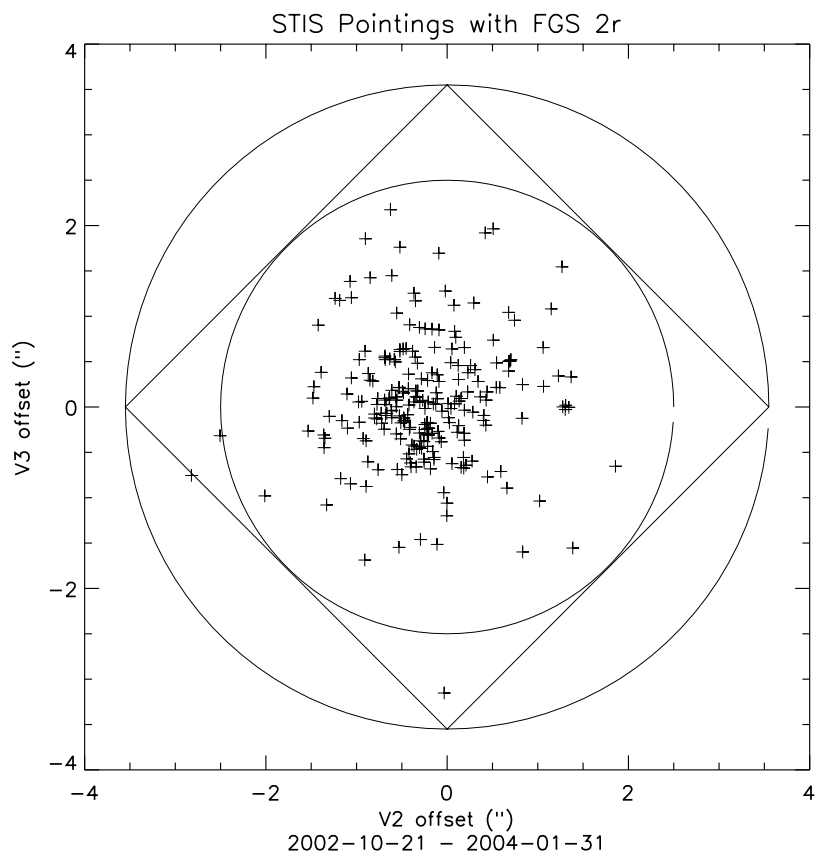
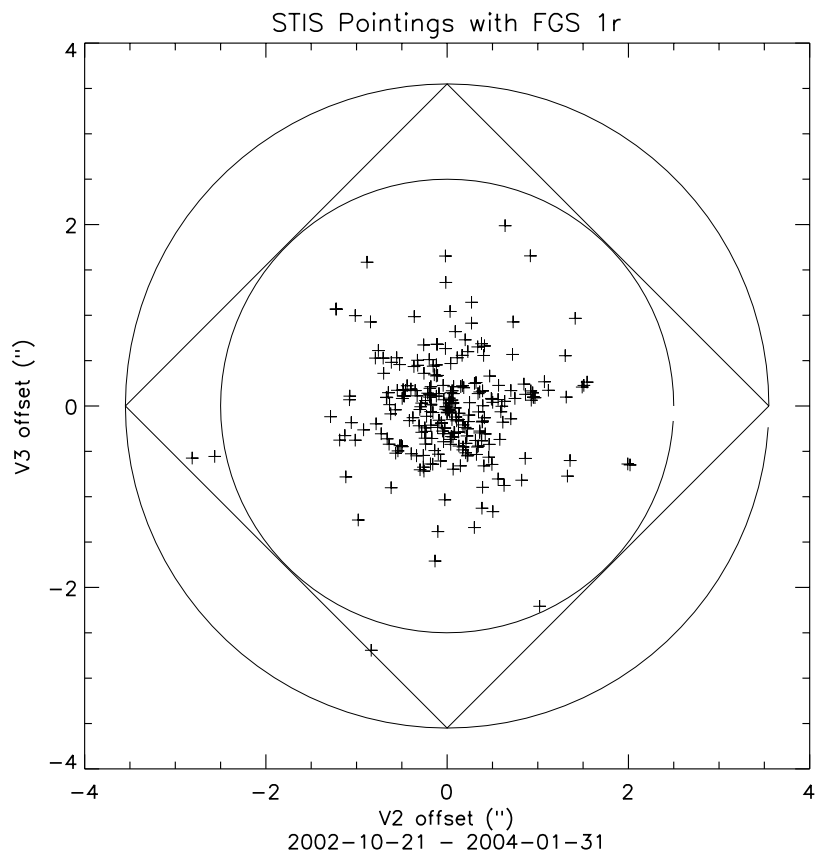
V2 mean = -0.248462 +/- 0.661988
V3 mean = 0.043788 +/- 0.685063
Mean distance = 0.830127 +/- 0.528643
Number of points is 240

FGS3

V2 mean = -0.424709 +/- 0.533996
V3 mean = -0.188665 +/- 0.624101
Mean distance = 0.821040 +/- 0.463134
Number of points is 227

All FGSs

V2 mean = -0.211779 +/- 0.634487
V3 mean = -0.059871 +/- 0.632166
Mean distance = 0.772419 +/- 0.503238
Total number of points is 719



STIS Pointings with FGS 3

