

2004-07-01 - 2004-07-29

Results are in arcseconds.

FGS1

V2 mean = 0.041957 +/- 0.628501
V3 mean = -0.008217 +/- 0.638337
Mean distance = 0.707801 +/- 0.529758
Number of points is 23

FGS2

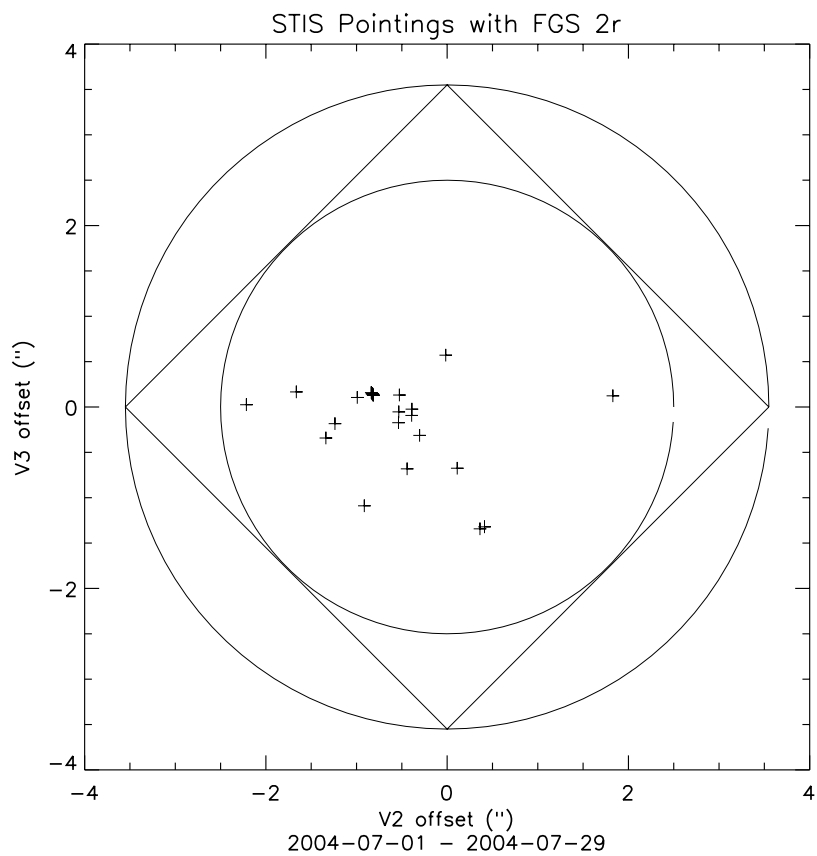
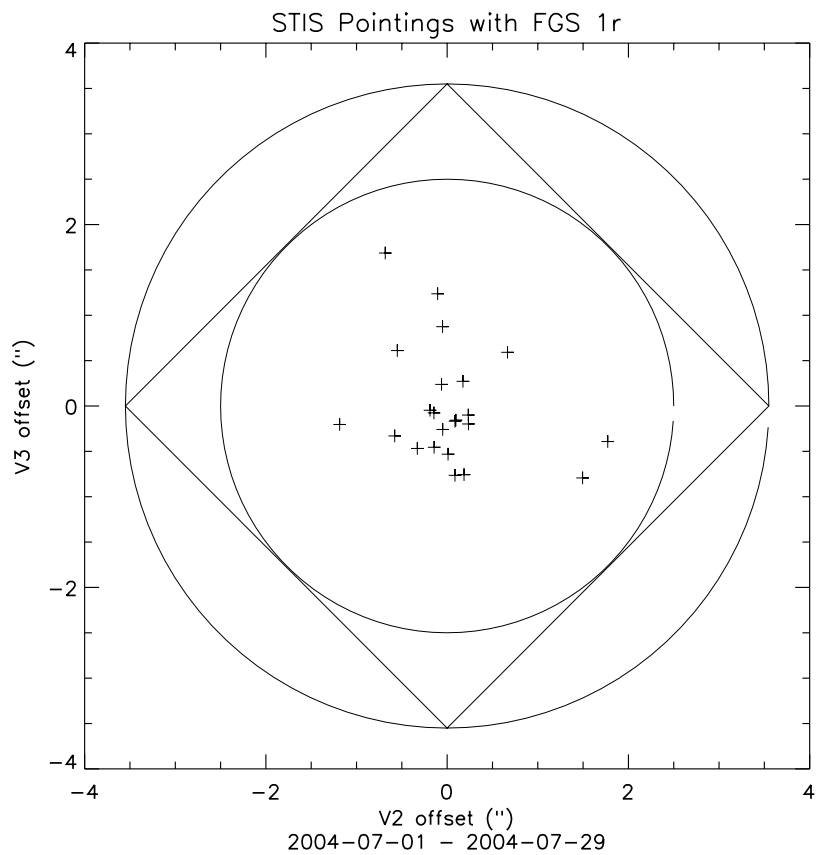
V2 mean = -0.572333 +/- 0.783916
V3 mean = -0.179917 +/- 0.497342
Mean distance = 0.979480 +/- 0.486174
Number of points is 24

FGS3

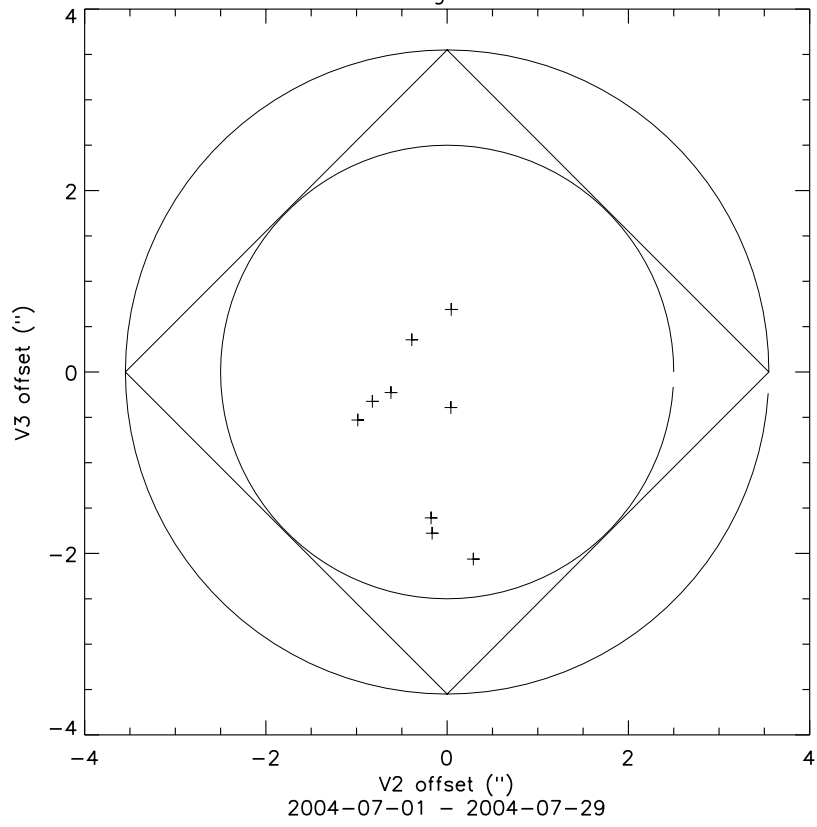
V2 mean = -0.309889 +/- 0.428829
V3 mean = -0.652778 +/- 0.958575
Mean distance = 1.084680 +/- 0.605460
Number of points is 9

All FGSs

V2 mean = -0.277857 +/- 0.722853
V3 mean = -0.185393 +/- 0.670049
Mean distance = 0.884805 +/- 0.536630
Total number of points is 56



STIS Pointings with FGS 3



2002-10-21 - 2004-07-29

Results are in arcseconds.

FGS1

V2 mean = -0.008138 +/- 0.632970
V3 mean = -0.044807 +/- 0.593755
Mean distance = 0.700359 +/- 0.513243
Number of points is 363

FGS2

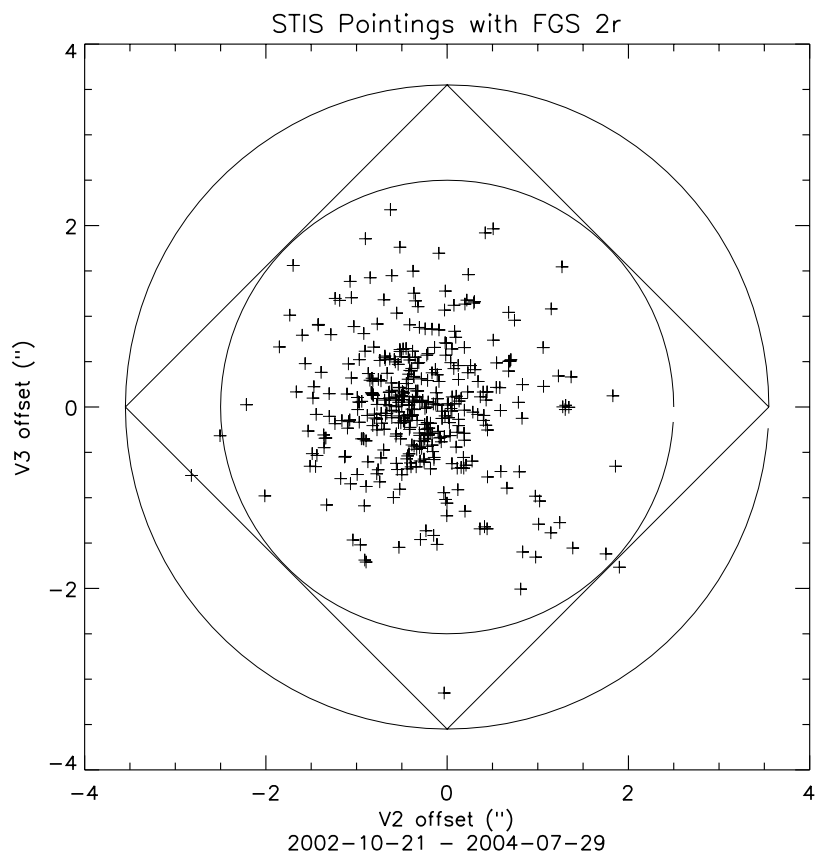
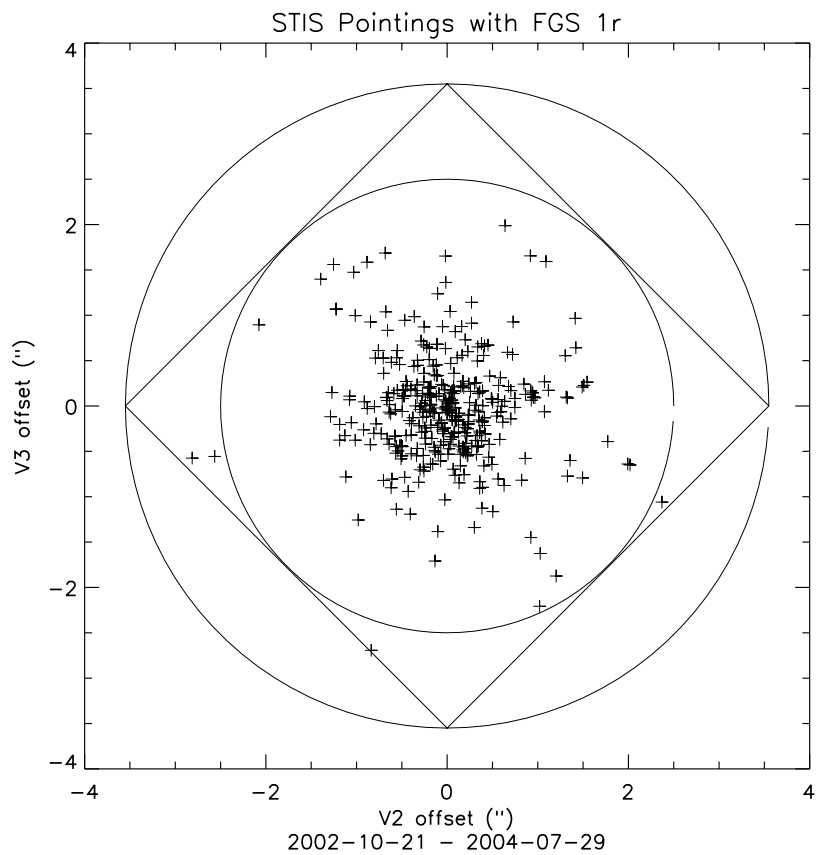
V2 mean = -0.315721 +/- 0.681765
V3 mean = -0.007077 +/- 0.697517
Mean distance = 0.873450 +/- 0.535208
Number of points is 391

FGS3

V2 mean = -0.412733 +/- 0.544451
V3 mean = -0.219338 +/- 0.665587
Mean distance = 0.852901 +/- 0.478048
Number of points is 266

All FGSS

V2 mean = -0.231557 +/- 0.652979
V3 mean = -0.075859 +/- 0.658931
Mean distance = 0.806491 +/- 0.518592
Total number of points is 1020



STIS Pointings with FGS 3

