

2004-06-02 - 2004-06-30

Results are in arcseconds.

FGS1

V2 mean = -0.027036 +/- 0.663360  
V3 mean = -0.228393 +/- 0.674162  
Mean distance = 0.801895 +/- 0.531547  
Number of points is 28

FGS2

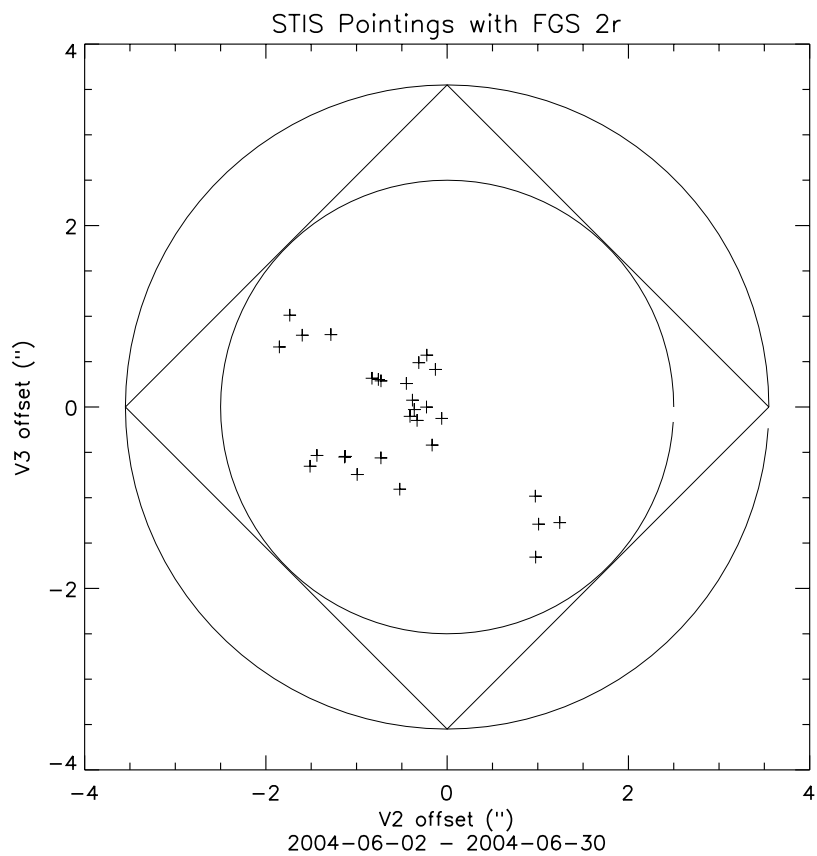
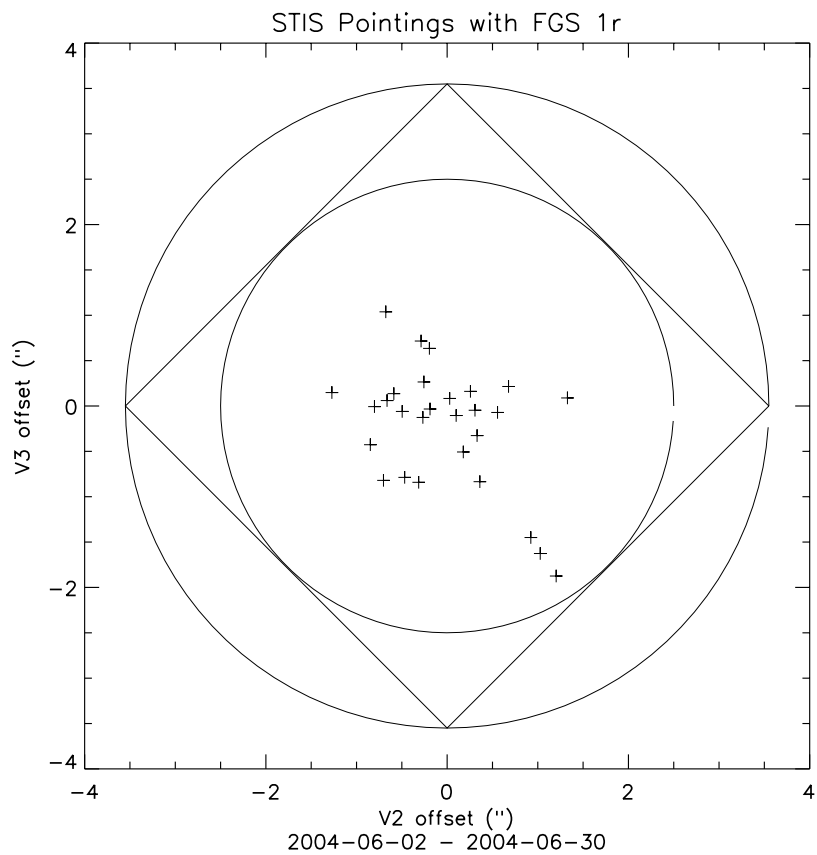
V2 mean = -0.520793 +/- 0.818134  
V3 mean = -0.156759 +/- 0.689782  
Mean distance = 1.030706 +/- 0.592628  
Number of points is 29

FGS3

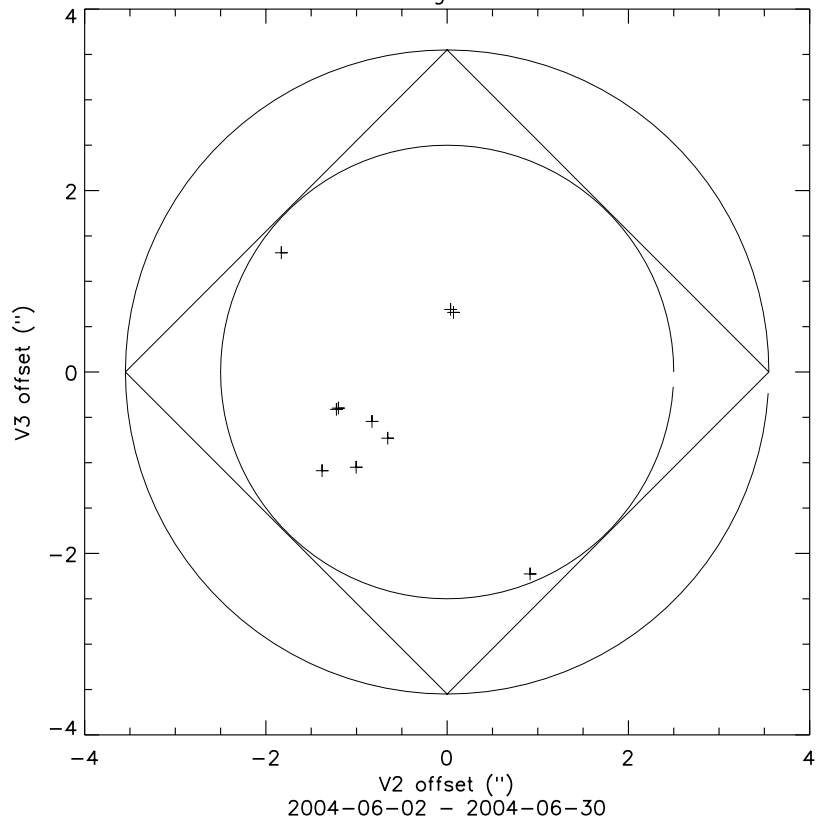
V2 mean = -0.709900 +/- 0.824475  
V3 mean = -0.378900 +/- 1.032618  
Mean distance = 1.374869 +/- 0.604346  
Number of points is 10

All FGSs

V2 mean = -0.342672 +/- 0.795812  
V3 mean = -0.219851 +/- 0.734031  
Mean distance = 0.986451 +/- 0.593765  
Total number of points is 67



STIS Pointings with FGS 3



2002-10-21 - 2004-06-30

Results are in arcseconds.

FGS1

V2 mean = -0.011526 +/- 0.634048  
V3 mean = -0.047282 +/- 0.591544  
Mean distance = 0.699855 +/- 0.512908  
Number of points is 340

FGS2

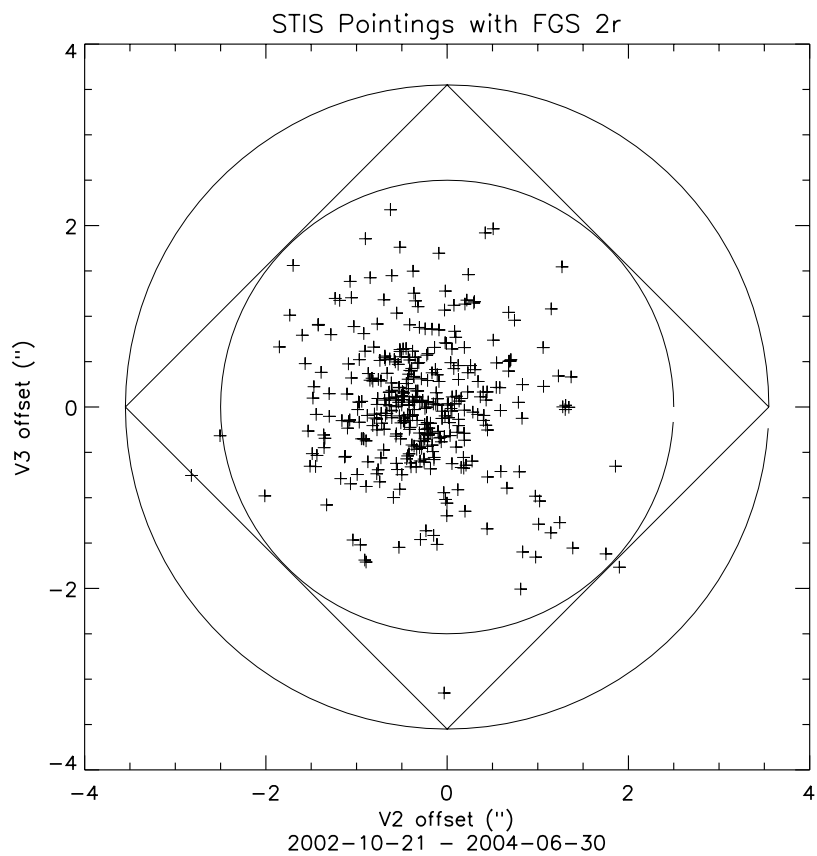
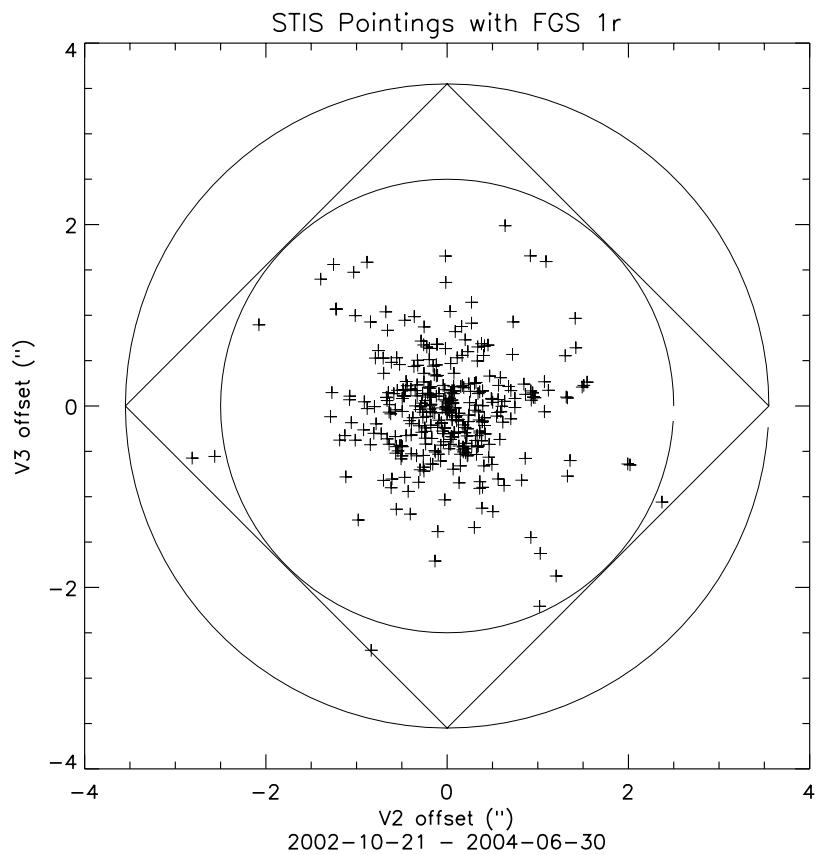
V2 mean = -0.298940 +/- 0.672357  
V3 mean = 0.004226 +/- 0.707674  
Mean distance = 0.866517 +/- 0.538138  
Number of points is 367

FGS3

V2 mean = -0.416335 +/- 0.548376  
V3 mean = -0.204160 +/- 0.650407  
Mean distance = 0.844784 +/- 0.472392  
Number of points is 257

All FGSS

V2 mean = -0.228867 +/- 0.649000  
V3 mean = -0.069496 +/- 0.658073  
Mean distance = 0.801941 +/- 0.517448  
Total number of points is 964



STIS Pointings with FGS 3

