

2004-03-01 - 2004-03-31

Results are in arcseconds.

FGS1

V2 mean = -0.014154 +/- 0.443547
V3 mean = -0.055000 +/- 0.381420
Mean distance = 0.533840 +/- 0.192290
Number of points is 13

FGS2

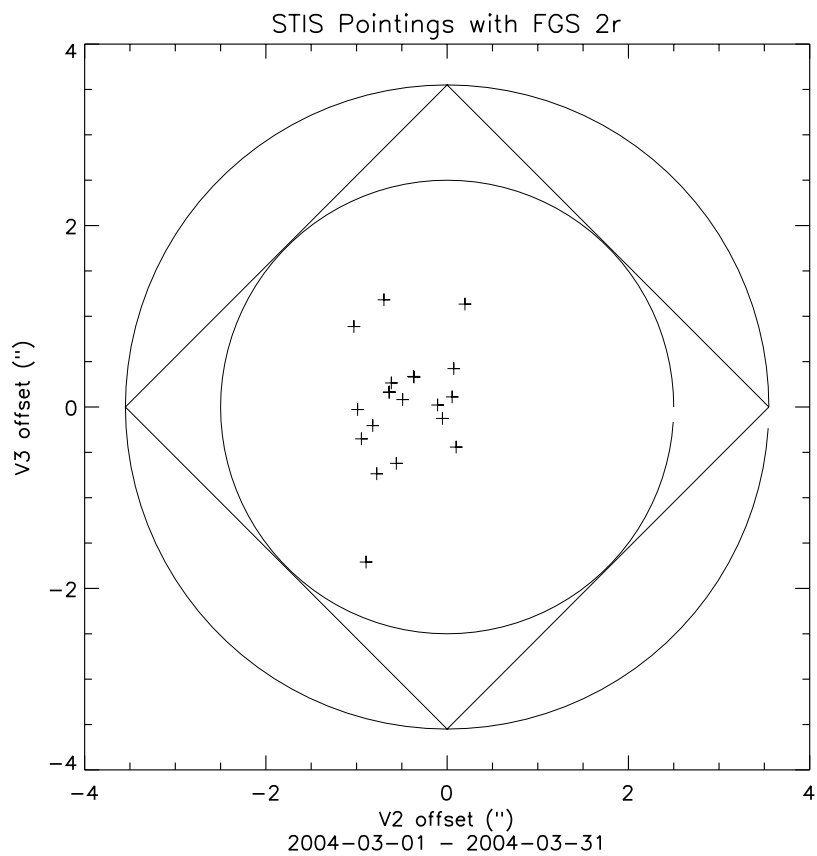
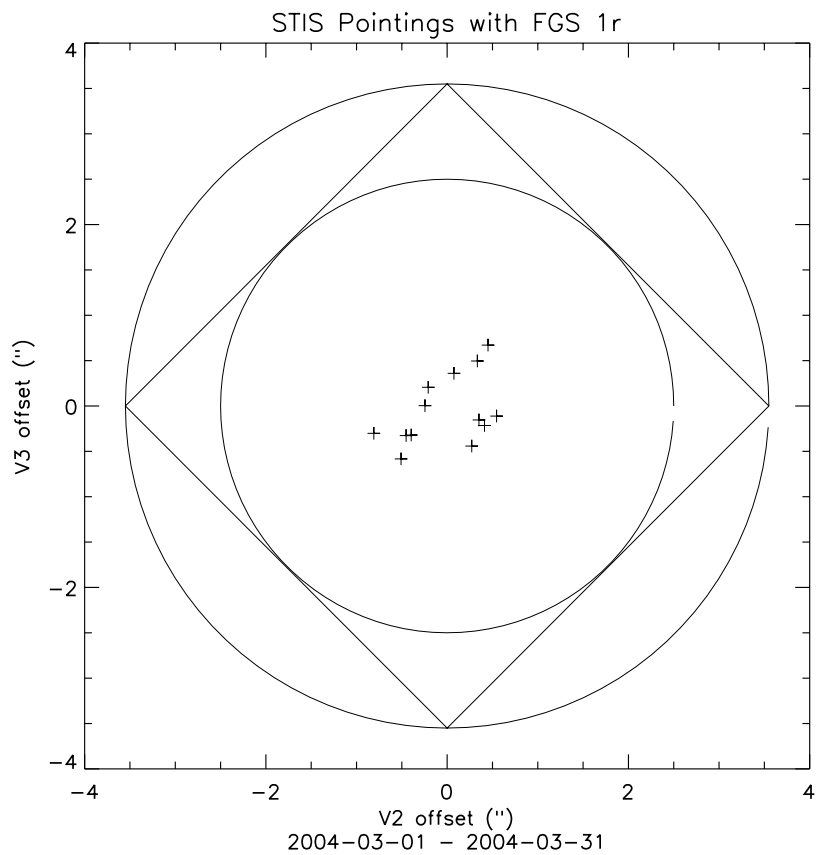
V2 mean = -0.478600 +/- 0.398010
V3 mean = 0.044050 +/- 0.656971
Mean distance = 0.764697 +/- 0.466520
Number of points is 20

FGS3

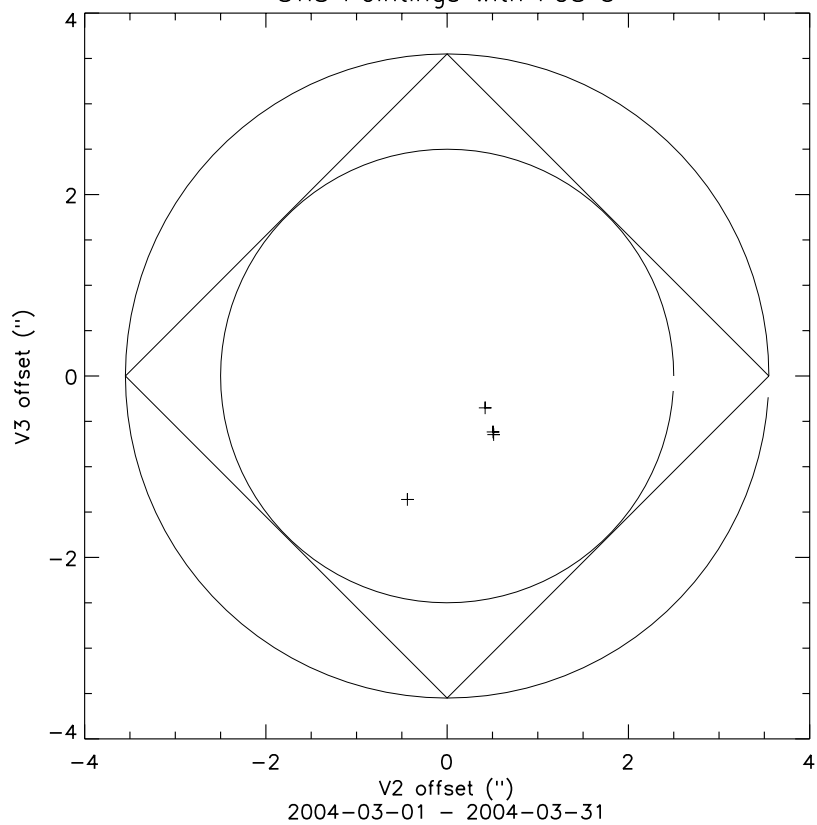
V2 mean = 0.249750 +/- 0.461153
V3 mean = -0.743750 +/- 0.432385
Mean distance = 0.899877 +/- 0.375012
Number of points is 4

All FGSS

V2 mean = -0.236676 +/- 0.493551
V3 mean = -0.075919 +/- 0.591251
Mean distance = 0.698199 +/- 0.394515
Total number of points is 37



STIS Pointings with FGS 3



2002-10-21 - 2004-03-31

Results are in arcseconds.

FGS1

V2 mean = 0.003957 +/- 0.613191
V3 mean = -0.034946 +/- 0.570613
Mean distance = 0.675222 +/- 0.495239
Number of points is 276

FGS2

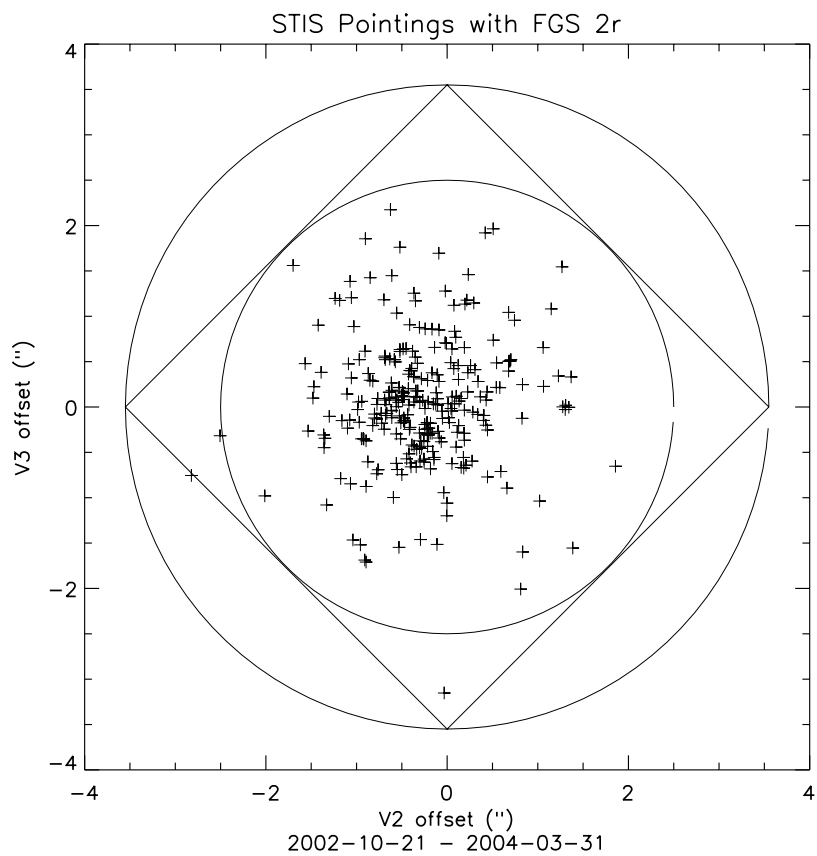
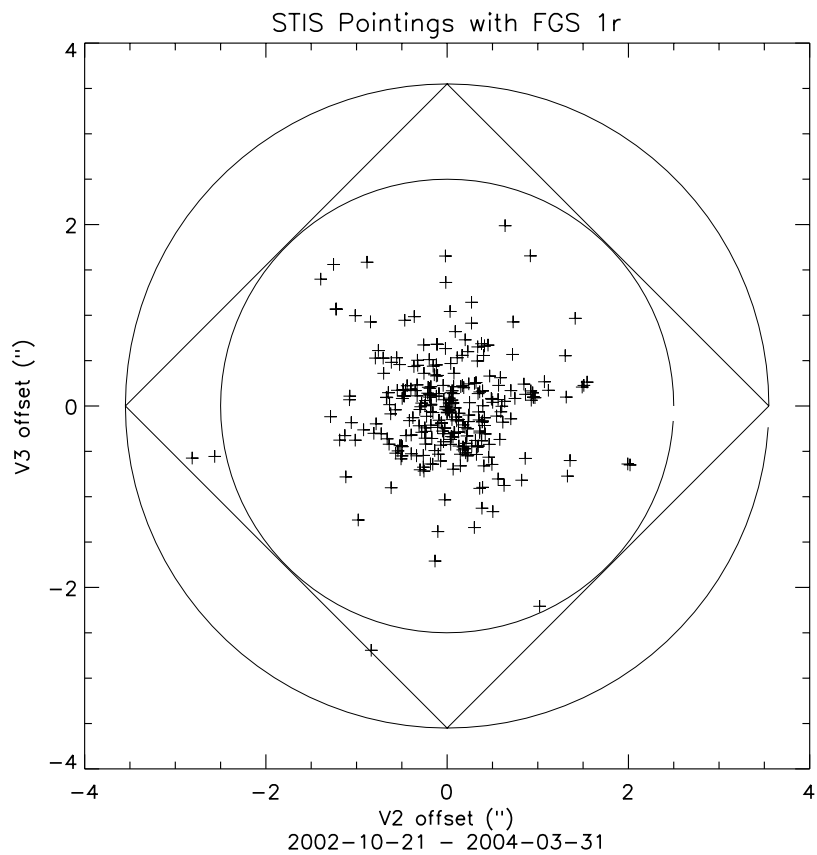
V2 mean = -0.279849 +/- 0.645622
V3 mean = 0.041509 +/- 0.698236
Mean distance = 0.836577 +/- 0.531372
Number of points is 285

FGS3

V2 mean = -0.414393 +/- 0.535872
V3 mean = -0.204842 +/- 0.623570
Mean distance = 0.823147 +/- 0.458386
Number of points is 234

All FGSS

V2 mean = -0.220922 +/- 0.627250
V3 mean = -0.057545 +/- 0.641367
Mean distance = 0.776607 +/- 0.503091
Total number of points is 795



STIS Pointings with FGS 3

