

2004-05-01 - 2004-05-30

Results are in arcseconds.

FGS1

V2 mean = -0.418500 +/- 0.524984
V3 mean = 0.023667 +/- 0.705407
Mean distance = 0.780345 +/- 0.560792
Number of points is 18

FGS2

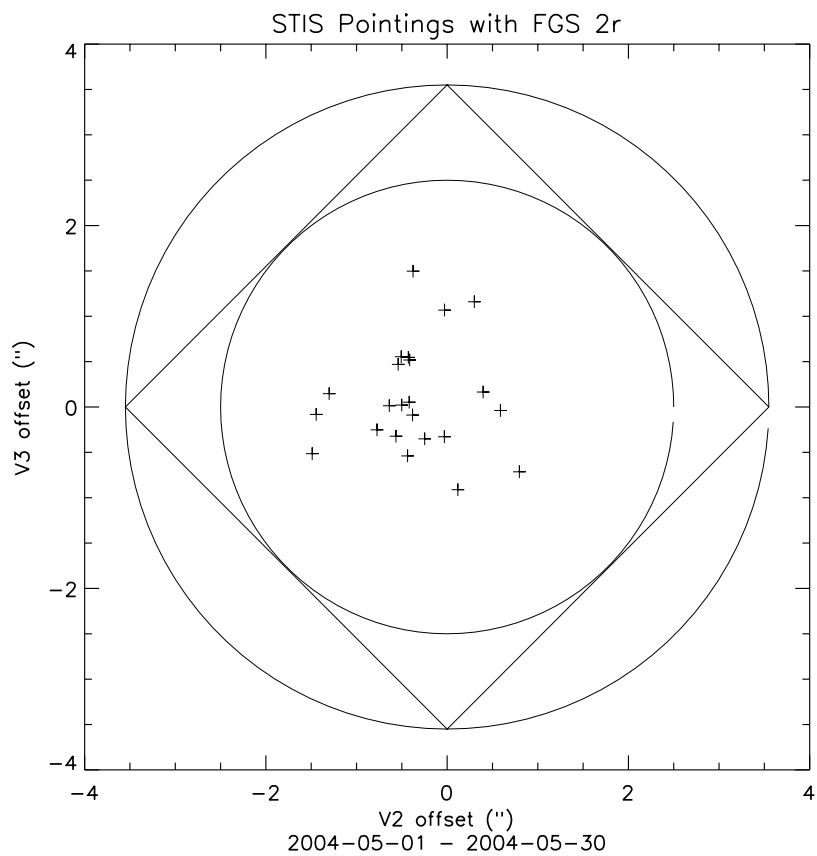
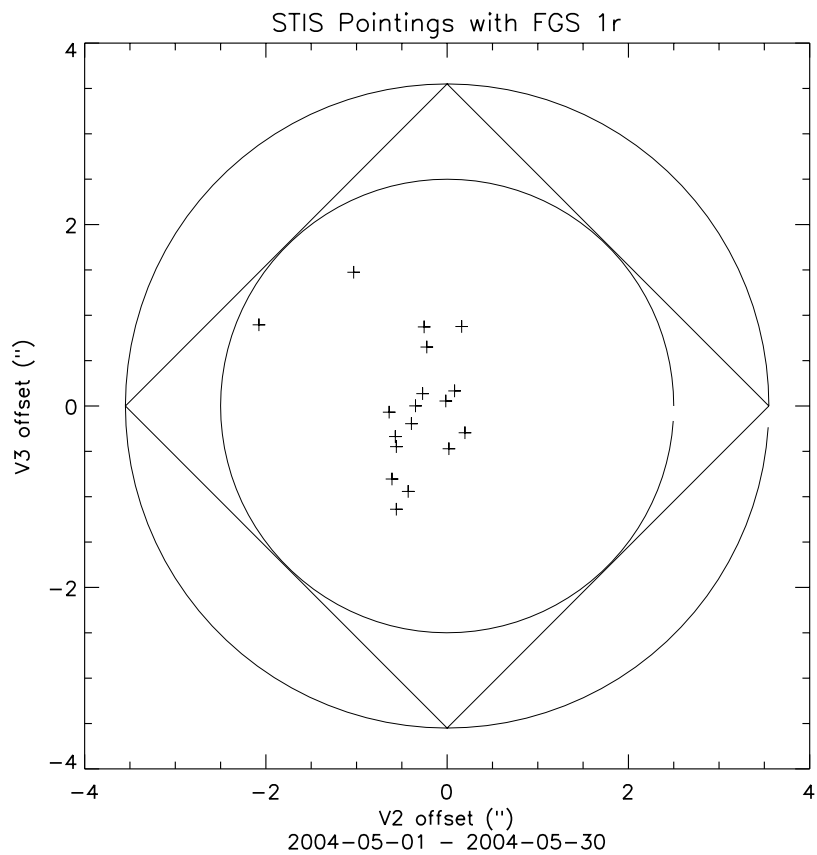
V2 mean = -0.362000 +/- 0.581011
V3 mean = 0.090087 +/- 0.602970
Mean distance = 0.819505 +/- 0.380152
Number of points is 23

FGS3

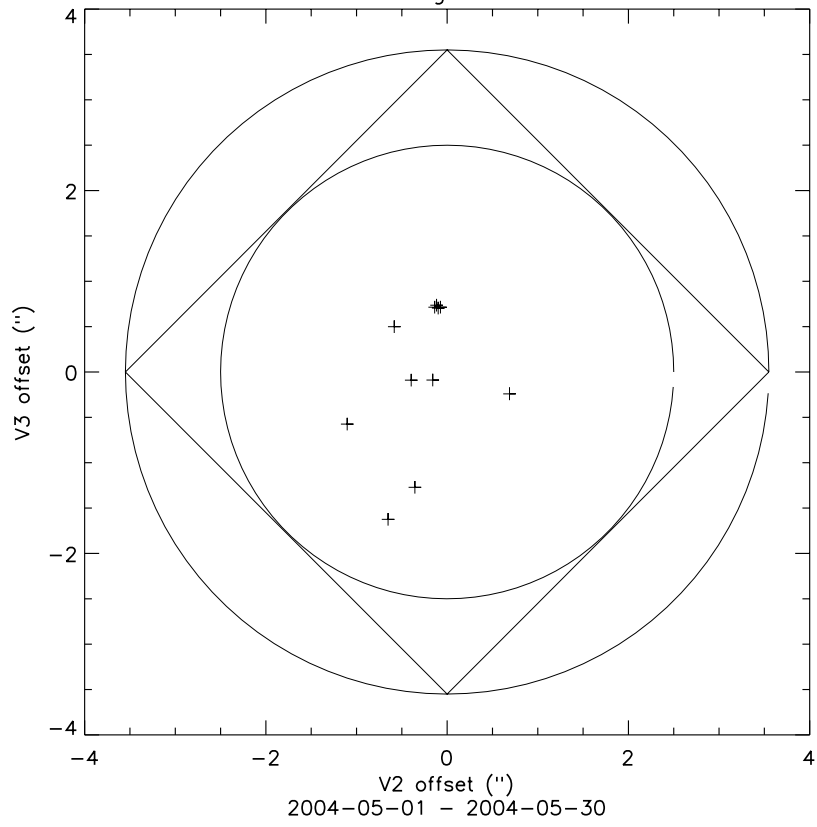
V2 mean = -0.271909 +/- 0.447266
V3 mean = -0.047455 +/- 0.832918
Mean distance = 0.845542 +/- 0.437229
Number of points is 11

All FGSS

V2 mean = -0.362500 +/- 0.528764
V3 mean = 0.038000 +/- 0.679413
Mean distance = 0.811457 +/- 0.453073
Total number of points is 52



STIS Pointings with FGS 3



2002-10-21 - 2004-05-30

Results are in arcseconds.

FGS1

V2 mean = -0.010135 +/- 0.632443
V3 mean = -0.031029 +/- 0.582024
Mean distance = 0.690697 +/- 0.511085
Number of points is 312

FGS2

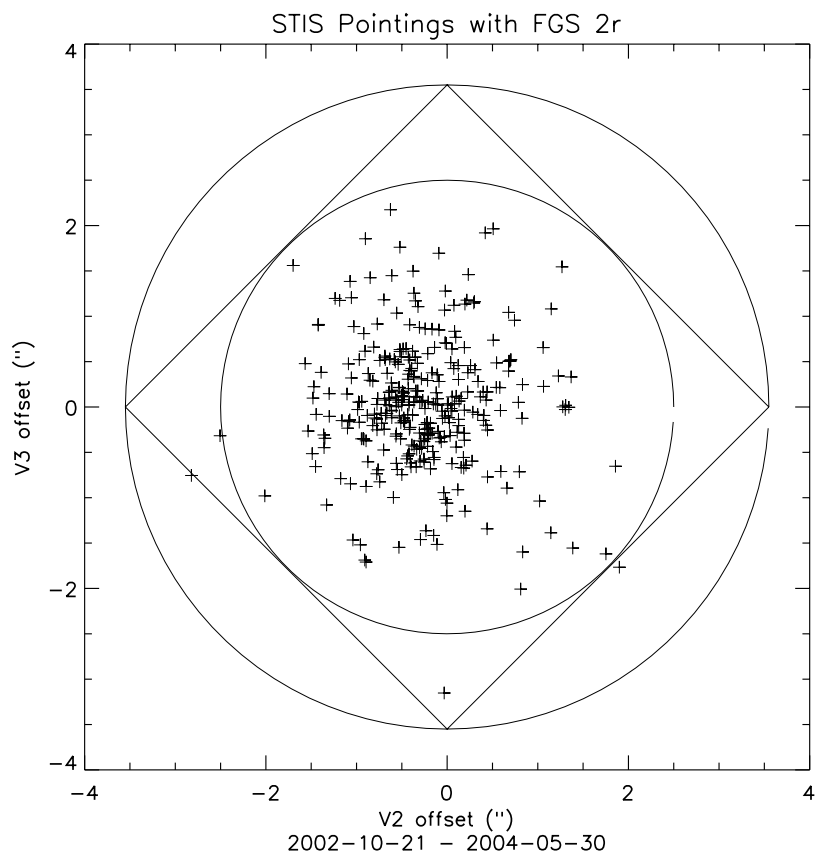
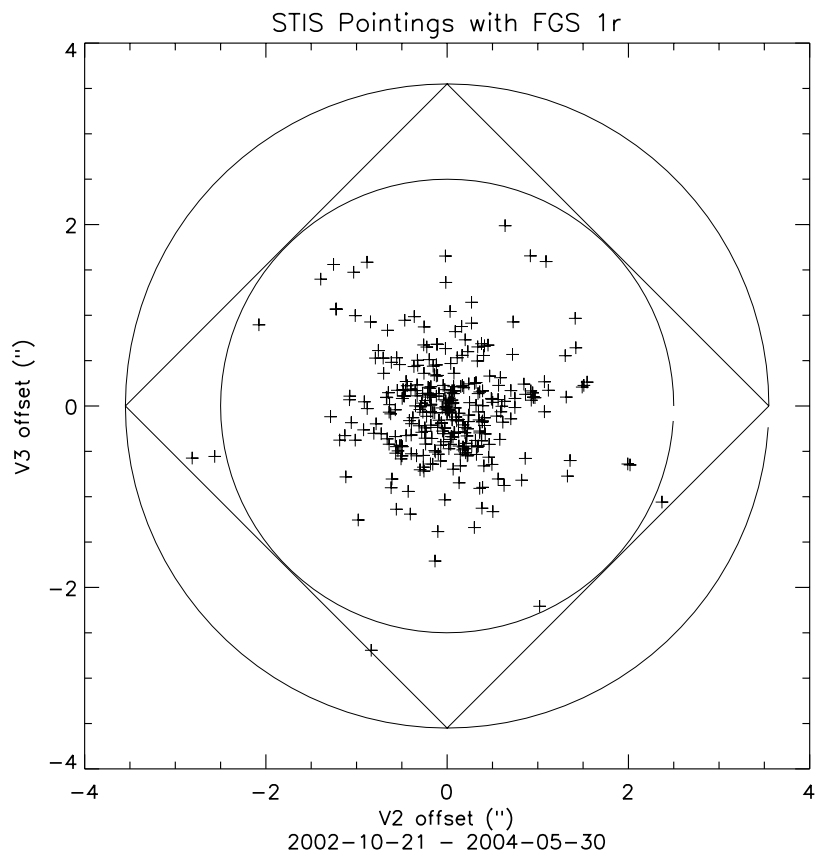
V2 mean = -0.279905 +/- 0.656318
V3 mean = 0.018038 +/- 0.708480
Mean distance = 0.852429 +/- 0.531802
Number of points is 338

FGS3

V2 mean = -0.404449 +/- 0.533316
V3 mean = -0.197085 +/- 0.632395
Mean distance = 0.823323 +/- 0.454949
Number of points is 247

All FGSS

V2 mean = -0.220367 +/- 0.636401
V3 mean = -0.058265 +/- 0.651104
Mean distance = 0.788160 +/- 0.508988
Total number of points is 897



STIS Pointings with FGS 3

