

The Optical Field Angle Distortion Calibration of *HST* Fine Guidance Sensors 1R and 3

B. McArthur, G. F. Benedict¹ and W. H. Jefferys

Astronomy Department, University of Texas, Austin, TX 78712

E. Nelan

Space Telescope Science Institute, 3700 San Martin Drive, Baltimore, MD 21218

Abstract. To date five OFAD (Optical Field Angle Distortion) calibrations have been performed with a star field in M35, four on FGS 3 and one on FGS 1, all analyzed by the Astrometry Science Team. We have recently completed the FGS 1R OFAD calibration. The ongoing Long Term Stability Tests have also been analyzed and incorporated into these calibrations, which are time-dependent due to on-orbit changes in the FGS. Descriptions of these tests and the results of our OFAD modeling are given. Because all OFAD calibrations use the same star field, we calibrate FGS 1 and FGS 3 simultaneously. This increases the precision of our input catalog, particularly in regards to proper motion, resulting in an improvement in both the FGS 1 and FGS 3 calibrations. Residuals to our OFAD modeling indicate that FGS 1 will provide astrometry superior to FGS 3 by $\sim 20\%$. Past and future FGS astrometric science supported by these calibrations is briefly reviewed.

1. Introduction

The largest source of error in reducing star positions from observations with the *Hubble Space Telescope (HST)* Fine Guidance Sensors (FGSs) is the Optical Field Angle Distortion (OFAD). Description of previous analyses can be found in McArthur et al. (1997), Jefferys et al. (1994), and Whipple et al. (1994,1996). The precise calibration of the distortion can only be determined with analysis of on-orbit observations. The Long Term STABILITY tests (LTSTAB), initiated in fall 1992, are an essential component of the OFAD calibration, and provide information on temporal changes within an FGS. They also provide indicators that a new OFAD calibration is necessary. This paper reports the results of the continuing OFAD calibration of FGS 3 and a new OFAD calibration for FGS 1, including the LTSTAB tests. Past astrometry produced by FGS 3 and future astrometric results anticipated from FGS 1 are briefly reviewed.

2. Motivation and Observations

A nineteen-orbit OFAD (Optical Field Angle Distortion) was performed in the spring of 1993 for the initial on-orbit calibration of the OFAD in FGS 3. The first servicing mission made no changes to the internal optics of the three Fine Guidance Sensors (FGS) that are used for guiding and astrometry on *HST*. However, the subsequent movement of the secondary mirror of the telescope to the so-called “zero coma” position did change the morphology of the FGS transfer functions (Ftaclas et al. 1993). Therefore, a five-orbit post servicing mission delta-OFAD calibration plan was designed and executed. After detection by the LTSTAB of increasing incompatibility with the spring 1994 delta-

¹G. F. Benedict presented the paper at the 2002 Calibration Workshop.

OFAD calibration, an 11 orbit OFAD was performed in the fall of 1995 to recover the error budget for astrometry, after In the spring of 1997 a five-orbit OFAD was performed on FGS 3 after the second servicing mission. In December of 2000, a 14 orbit OFAD was performed on FGS 1R, which replaced FGS 3 as the prime astrometer for scientific observations. FGS 1R, an enhanced FGS with an adjustable fold-flat mirror that can be commanded from the ground, had replaced the original FGS 1 instrument in February of 1997 in SM2 (Servicing Mission 2). Seventy LTSTABS (Long Term Stability Tests) have been performed in both FGS 1R and FGS 3 to assess time-dependent changes. A current list of the OFAD and LTSTAB tests is shown in Table 1.

3. Optical Field Angle Distortion Calibration and Long Term Stability Test

The Optical Telescope Assembly (OTA) of the *Hubble Space Telescope* (HST) is a Aplanatic Cassegrain telescope of Ritchey-Chrétien design. The aberration of the OTA, along with the optics of the FGS comprise the OFAD. The largest component of the design distortion, which consists of several arc-seconds, is an effect that mimics a change in plate scale. The magnitude of non-linear, low frequency distortions is on the order of 0.5 seconds of arc over the FGS field of view. The OFAD is the most significant source of systematic error in position mode astrometry done with the FGS. We have adopted a pre-launch functional form originally developed by Perkin-Elmer (Dente, 1984). It can be described (and modeled to the level of one millisecond of arc) by the two dimensional fifth order polynomial:

$$\begin{aligned}
 x' &= a_{00} + a_{10}x + a_{01}y + a_{20}x^2 + a_{02}y^2 + a_{11}xy + a_{30}x(x^2 + y^2) + a_{21}x(x^2 - y^2) \\
 &\quad + a_{12}y(y^2 - x^2) + a_{03}y(y^2 + x^2) + a_{50}x(x^2 + y^2)^2 + a_{41}y(y^2 + x^2)^2 \\
 &\quad + a_{32}x(x^4 - y^4) + a_{23}y(y^4 - x^4) + a_{14}x(x^2 - y^2)^2 + a_{05}y(y^2 - x^2)^2 \\
 \\
 y' &= b_{00} + b_{10}x + b_{01}y + b_{20}x^2 + b_{02}y^2 + b_{11}xy + b_{30}x(x^2 + y^2) + b_{21}x(x^2 - y^2) \\
 &\quad + b_{12}y(y^2 - x^2) + b_{03}y(y^2 + x^2) + b_{50}x(x^2 + y^2)^2 + b_{41}y(y^2 + x^2)^2 \\
 &\quad + b_{32}x(x^4 - y^4) + b_{23}y(y^4 - x^4) + b_{14}x(x^2 - y^2)^2 + b_{05}y(y^2 - x^2)^2
 \end{aligned} \tag{1}$$

where x, y are the observed position within the FGS field of view, x', y' are the corrected position, and the numerical values of the coefficients a_{ij} and b_{ij} are determined by calibration. Although ray-traces were used for the initial estimation of the OFAD, gravity release, outgassing of the graphite-epoxy structures, and post-launch adjustment of the HST secondary mirror required that the final determination of the OFAD coefficients a_{ij} and b_{ij} be made by an on-orbit calibration.

M35 was chosen as the calibration field. Since the ground-based positions of our target calibration stars were known only to 23 milliseconds of arc, the positions of the stars were estimated simultaneously with the distortion parameters. This was accomplished during a nineteen-orbit calibration, executed on 10 January 1993 in FGS number 3. GaussFit (Jefferys 1988), a least squares and robust estimation package, was used to simultaneously estimate the relative star positions, the pointing and roll of the telescope during each orbit (by quaternions), the magnification of the telescope, the OFAD polynomial coefficients, and these parameters that describe the star selector optics inside the FGS: ρ_A and ρ_B (the arm lengths of the star selectors A and B), and κ_A and κ_B (the offset angles of the star selectors). Because of the linear relationship between ρ_A, ρ_B, κ_A and κ_B , the value of κ_B is constrained to be zero. A complete description of that calibration, the analysis of the data, and the results are given in Jefferys et al. (1994).

In late fall 1992, just prior to the 1993 OFAD calibration, a series of one-orbit long-term stability tests (LTSTAB) was initiated. These tests had two seasonal orientations, a spring orientation taken from an orbit of the OFAD, and a fall orientation, which was a 180 degree flip of the spring orientation. LTSTABs have been performed several times in each of the orientations, spring and fall, every year.

Table 1. LTSTAB and OFAD Observations

Orbit	Julian Date	Year	Day	FGS	Observation	Coefficient Set
1	2448959.340822	1992	337	3	LTSTAB	1
2	2448971.061435	1992	349	3	LTSTAB	1
3-21	2448997.782164	1993	10	3	OFAD	1
22	2449082.954086	1993	95	3	LTSTAB	1
23	2449095.742836	1993	108	3	LTSTAB	1
24	2449096.613044	1993	109	3	LTSTAB	1
25	2449226.341817	1993	238	3	LTSTAB	1
26	2449255.529236	1993	268	3	LTSTAB	1
27	2449283.771053	1993	296	3	LTSTAB	1
28	2449309.341898	1993	321	3	LTSTAB	1
29	2449379.838241	1994	27	3	LTSTAB	2
30	2449408.794850	1994	56	3	LTSTAB	2
31	2449437.560417	1994	85	3	LTSTAB	2
32	2449468.662153	1994	116	3	LTSTAB	2
33-37	2449469.602118	1994	117	3	Spring Delta-OFAD	2
38	2449593.554884	1994	241	3	LTSTAB	2
39	2449624.182975	1994	271	3	LTSTAB	2
40	2449652.274942	1994	299	3	LTSTAB	2
41	2449683.371435	1994	330	3	LTSTAB	2
42	2449711.665382	1994	359	3	LTSTAB	2
43	2449749.996910	1995	32	3	LTSTAB	2
44	2449780.160903	1995	62	3	LTSTAB	2
45	2449811.662894	1995	94	3	LTSTAB	2
46	2449838.070301	1995	120	3	LTSTAB	2
47	2449990.553542	1995	273	3	LTSTAB	3
48	2450018.625255	1995	301	3	LTSTAB	3
49	2450042.360197	1995	324	3	LTSTAB	3
50-60	2450052.674838	1995	335	3	Fall Delta-OFAD	3
61	2450112.122350	1996	29	3	LTSTAB	3
62	2450133.837824	1996	51	3	LTSTAB	3
63	2450158.835440	1996	76	3	LTSTAB	3
64	2450174.716192	1996	92	3	LTSTAB	3
65	2450199.778704	1996	117	3	LTSTAB	3
66	2450321.550822	1996	239	3	LTSTAB	3
67	2450353.777465	1996	271	3	LTSTAB	3
68	2450377.443275	1996	294	3	LTSTAB	3
69	2450416.366701	1996	333	3	LTSTAB	3
70	2450480.031933	1997	31	3	LTSTAB	3
71	2450518.768090	1997	70	3	LTSTAB	3
72-76	2450560.517523	1997	112	3	Spring Delta-OFAD	3
77	2450717.416169	1997	268	3	LTSTAB	3
78	2450743.225891	1997	294	3	LTSTAB	3
79	2450783.224190	1997	334	3	LTSTAB	3
80	2450822.077315	1998	8	3	LTSTAB	3
81	2450847.955266	1998	34	3	LTSTAB	3
82	2450904.886979	1998	91	1	LTSTAB	4
83	2450924.644942	1998	111	3	LTSTAB	3
84	2451054.361725	1998	240	3	LTSTAB	3
85	2451113.296366	1998	299	3	LTSTAB	3
86	2451121.224560	1998	307	1	LTSTAB	4
87	2451153.943299	1998	340	3	LTSTAB	3
88	2451163.019213	1998	349	1	LTSTAB	4
89	2451184.786771	1999	6	1	LTSTAB	4
90	2451189.556088	1999	11	3	LTSTAB	3

Table 1. *Continued*

Orbit	Julian Date	Year	Day	FGS	Observation	Coefficient Set
91	2451300.596829	1999	122	3	LTSTAB	3
92	2451300.664236	1999	121.2	1	LTSTAB	4
93	2451416.507917	1999	238	3	LTSTAB	3
94	2451430.269572	1999	251	1	LTSTAB	4
95	2451555.127963	2000	11	1	LTSTAB	4
96	2451555.199688	2000	11	3	LTSTAB	3
97	2451649.638229	2000	106	1	LTSTAB	4
98	2451653.660590	2000	110	3	LTSTAB	3
99	2451783.159410	2000	239	1	LTSTAB	4
100	2451830.321088	2000	286	1	LTSTAB	4
101–114	2451899.105289	2000	355	1	OFAD	4
115	2451968.923102	2001	59	1	LTSTAB	4
116	2452021.654896	2001	112	1	LTSTAB	4
117	2452137.970671	2001	228	1	LTSTAB	4
118	2452201.355764	2001	291	1	LTSTAB	4
119	2452263.961701	2001	354	1	LTSTAB	4
120	2452274.313264	2001	364	1	LTSTAB	4
121	2452295.219942	2002	20	3	LTSTAB	3
122	2452370.867882	2002	96	1	LTSTAB	4
123	2452384.694618	2002	110	1	LTSTAB	4
124	2452520.528970	2002	246	1	LTSTAB	4

The LTSTAB is sensitive to scale and low order distortion changes. It is an indicator of the validity of the current OFAD coefficients and the need for recalibration. The LTSTAB series immediately showed that the scale measured by the FGS was changing with time. The indication of this change was seen in the large increase with time in the post-fit residuals from a solution that solved for a constant sets of star positions, star selector encoder (SSE) parameters, and OFAD parameters. The amount of scale change is too large to be due to true magnification changes in the *HST* optical telescope assembly. These changes could be due to water desorption in the graphite-epoxy components within the FGS. Initially the scale-like change was modeled by allowing a variation in the star-selector-A effective lever arm(ρ_A). Since 1995, the change has been modeled by allowing a change in both ρ_A and κ_A (the offset angle of the star selector).

A five-orbit delta-OFAD was performed on 27 April 1994 after the first servicing mission to assess the distortion changes caused by the secondary mirror movement to the zero coma position. Significant effects in the OFAD (in addition to the scale-like changes) at the level of 10 mas were found. The LTSTAB tests have revealed continued permutations in the FGS. In addition to the scale changes, in mid-1995 we began to recognize higher order distortion changes. These changes manifested themselves as something that looks like a radial scale variation and is fairly well modeled by alterations in the third order terms in Eq. (1). We had also noted that the residuals from the fall orientation LTSTABS are consistently higher than for the spring in FGS 3.

An eleven-orbit delta-OFAD was performed in the late fall of 1995, to analyze temporal changes, and upgrade the y -axis coverage. The star catalog was redetermined with input from the three OFAD experiments of 1993, 1994 and 1995 to minimize the OFAD distortion that could have been absorbed by the catalog positions. A more complete analyses of this delta-OFAD can be found in McArthur 1997.

In the spring of 1997 a second servicing mission replaced FGS 1. A five orbit delta-OFAD was performed in FGS 3, repeating the orientation of spring 1994. The coefficients produced by this five-orbit delta-OFAD did not provide a better calibration than the 11 orbit Fall of 1995 delta-OFAD calibration, so these orbits were used instead as LTSTABS. Two LTSTABS were performed in Spring 1997, one before and one after the second servicing mission. With scale and offset re-

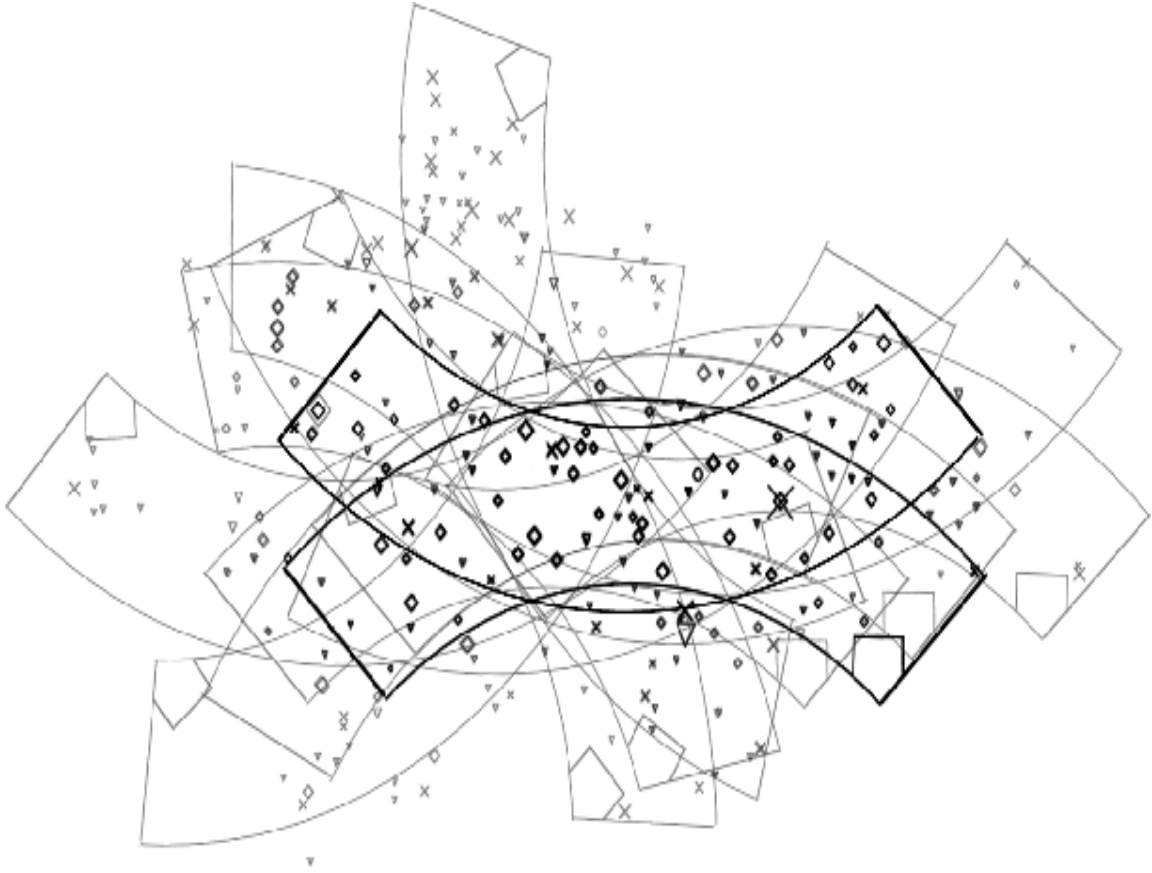


Figure 1. Rotation and Offsets of FGS 1R Winter 2000 OFAD.

moved, a comparison yielded an rms of 0.965 mas, indicating stability of FGS 3 across the servicing mission.

At the end of 2000, a 14 orbit OFAD was executed in FGS 1R, for a total of approximately observations. Figure 1 shows the rotations and offsets of FGS 1R in this OFAD calibration. Because we now have a ten-year time span of M35 star positions, the McNamara (1986) proper motion values were entered as observations with error in a quasi-Bayesian fashion, instead of being applied as constants. They then combine with the *HST* observations to determine the proper motions. For this calibration, we ran a model which performed a simultaneous solution of OFAD polynomials, star selector encoder (sse) parameters, proper motions, drift parameters, and catalog positions. This model had over 12,000 equations of conditions using all 124 OFAD and LTSTAB plates. Only the OFAD plates determined the OFAD polynomials and complete sse parameters, while the LTSTAB combined with the OFAD plates contributed to a time-varying ρ_A and κ_A , proper motions, and catalog positions. Each plate formed its own drift and rotation parameters. A systematic signature in the \bar{X} residuals from the four OFAD analysis remains. This signature differs between FGS 3 and FGS 1. It appears as a very distinctive curve in the x component residuals as a function of position angle in the FGS field of view (Figure 2). The curve cannot be modeled by the fifth order polynomial. We have used a four frequency Fourier series to remove this effect. The size of this effect, in an RMS sense over the entire field of view of the FGS, is about one millisecond of arc. However, the peak-to-peak values near the center of the field of view can be as large as 7 mas in FGS 3. The FGS 1 systematic is much smaller with a peak to peak of about 2.5 mas. The source of this unexpected distortion is not yet known but it may be due to the way the FGS responds to the spherically aberrated *HST* beam.

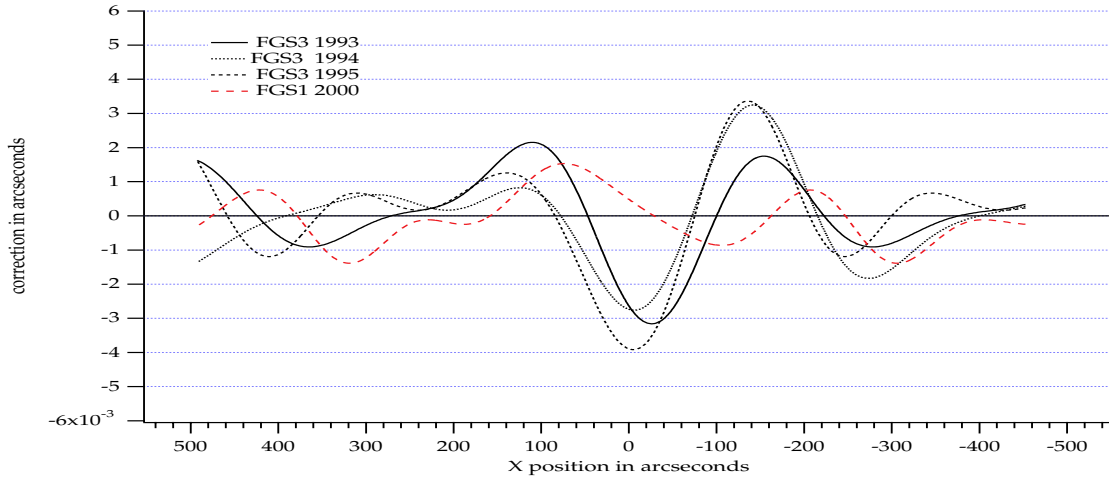


Figure 2. Four frequency Fourier series correction of systematic signature in X Residuals.

On the basis of almost ten years of monitoring the distortions in FGS 3 we have concluded that at the level of a few milliseconds of arc, the optical field angle distortion in *HST* FGS 3 changes with time. These changes can be monitored and modeled by continuing the LTSTAB tests, which also alerts us to the need for a new OFAD calibration. There remains some dichotomy between the OFAD calibration data taken in the spring and that taken in the fall.

Five sets of OFAD coefficients (Eq. 1) and star selector parameters (M , ρ_A , ρ_B , κ_A and κ_B) have been derived for reductions of astrometry observations. The average plate residuals for these determinations are listed in Table 2. Comparisons of grids created with each set of FGS 3 OFAD coefficients and distortion parameters indicate that the OFAD has changed around 10 milliseconds of arc in non-scalar distortion between calibrations (which have spanned 12–18 months) in FGS 3.

Table 2. OFAD Residuals in milliseconds of arc

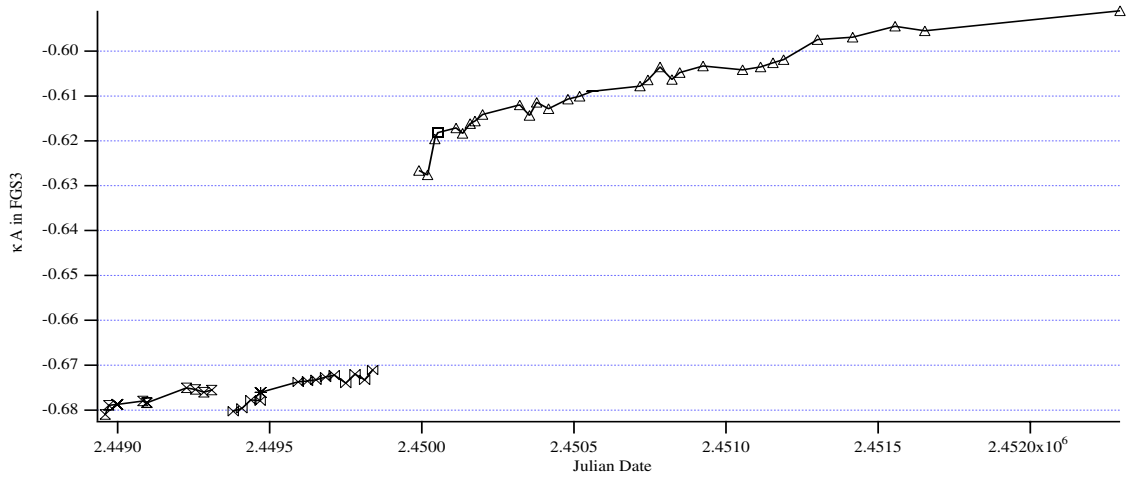
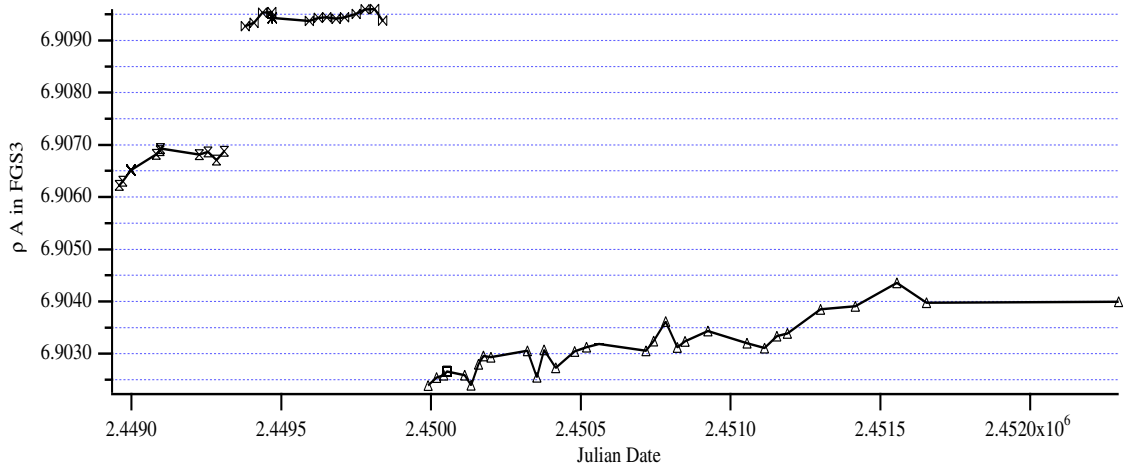
OFAD	FGS	Xrms	Yrms	RSS	Number of Residuals	Orbits
Spring 1993	3	1.90	2.48	2.77	490	19
Spring 1994	3	1.96	2.47	2.71	90	5
Fall 1995	3	2.09	2.49	2.78	312	11
Spring 1997	3	1.85	2.62	2.78	101	5
Winter 2000	1	1.87	1.95	2.32	420	14

Each LTSTAB is associated with a specific set of coefficients Table 1. In the boundary area between two OFAD experiments, the LTSTAB observations were reduced with both sets of OFAD separately to determine which coefficients produce the best $\rho_A \kappa_A$ fit of the LTSTAB.

The values of ρ_A and κ_A determined by the LTSTABS and OFADS in FGSs 1 and 2 are illustrated in Figure 3, 5, 4 and 6. The error bars for these determination are smaller than the symbols. For reduction of science astrometry data, the $\rho_A \kappa_A$ parameters are determined by interpolation of the two nearest LTSTABS in time.

4. Past and Ongoing Astrometric Science with *HST* FGS

FGS 3 has been used to determine the first astrometrically determined mass of an extrasolar planet, which is around the star GL 876 (ApJL, in press). It has been used to obtain many trigonometric

Figure 3. κ_A fit of the LTSTABS in FGS 3.Figure 4. ρ_A fit of the LTSTABS in FGS 3.

parallaxes. Targets included distance scale calibrators (δ Cep—Benedict et al. 2002b; RR Lyr—Benedict et al. 2002a), interacting binaries (Feige 24—Benedict et al. 2000), and cataclysmic variables (RW Tri—McArthur et al. 1999; TV Col—McArthur et al. 2001; SS Cyg, U Gem and SS Aur—Harrison et al. 1999). It was also involved in an intensive effort to obtain masses and mass ratios for a number of very low-mass M stars (for example, GJ 22, GJ 791.2, GJ 623, and GJ 748—Benedict et al. 2001). The average parallax precision resulting from FGS 3 was $\sigma_\pi = 0.26$ mas.

FGS 1 is being used to determine the parallaxes of several cataclysmic variables (EX Hya, EF Eri, V1223 Sgr), parallaxes of a representative set of AM CVn stars, an independent parallax of the Pleiades, and the masses of extrasolar planets around ϵ Eridani and v Andromeda. FGS 1 is also involved in an ongoing effort to obtain masses and mass ratios for additional sets of low-mass M stars.

A continued program of LTSTAB monitoring and OFAD updates is essential to the success of these long-term investigations with FGS 1.

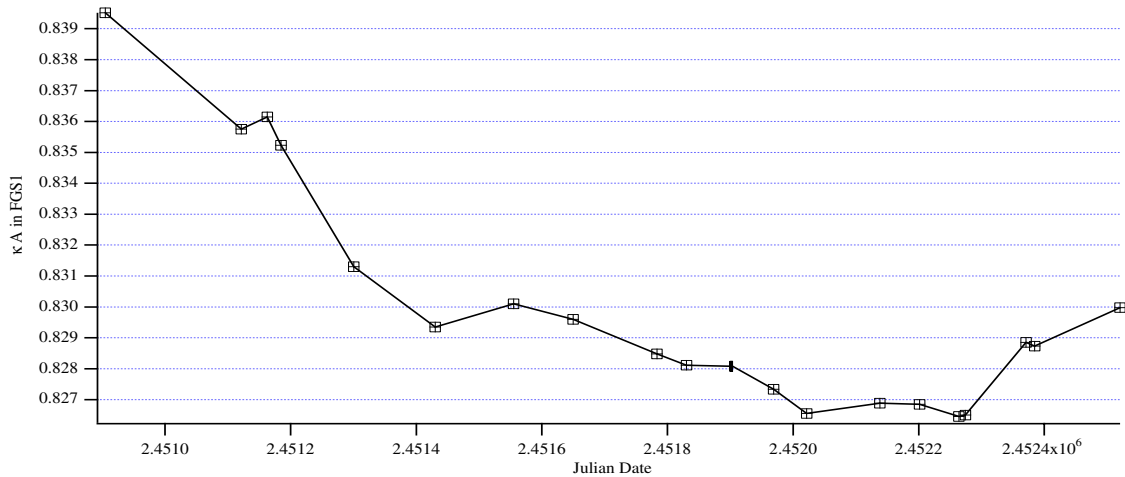


Figure 5. κ_A fit of the LTSTABS in FGS 1.

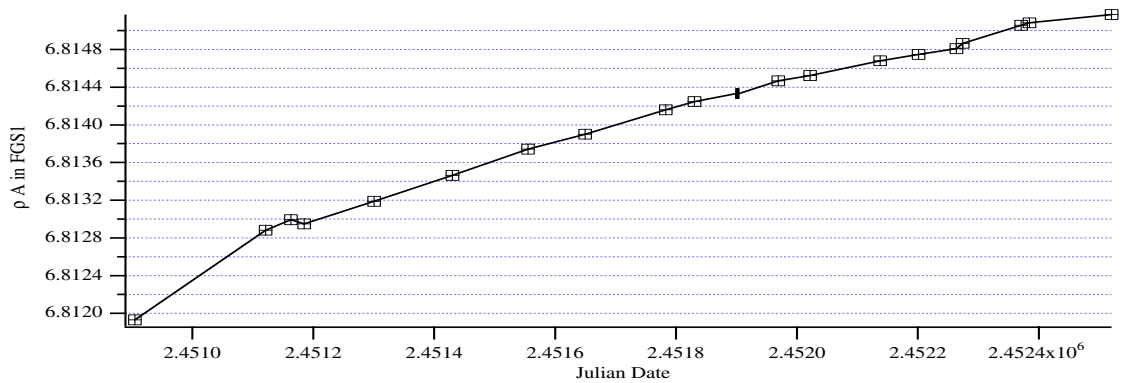


Figure 6. ρ_A fit of the LTSTABS in FGS 1.

5. Conclusions

We have shown that continued OFAD calibration of the Fine Guidance Sensors can reduce this source of systematic error in positions measured by the FGSs to the level of 2 mas. However, changes in the FGS units continue to occur, even twelve years after launch. These changes require periodic updates to the OFAD to maintain this critical calibration.

Acknowledgments. The Astrometry Science Team is supported by NASA NAG5-1603. We are grateful to Q. Wang for the initial modeling of the OFAD and D. Story and A. L. Whipple for their earlier contributions to this calibration. We thank L. Reed for her long-term contribution to our knowledge of FGS 3. We thank Gary Welter and Keith Kalinowski for their interest and assistance at Goddard Space Flight Center. We thank all the members of the STAT, past and present for their support and useful discussions.

References

- Benedict, G. F., McArthur, B., Chappell, D. W., Nelan, E., Jefferys, W. H., van Altena, W., Lee, J., Cornell, D., Shelus, P. J., Hemenway, P. D., Franz, O. G., Wasserman, L. H., Duncombe, R. L., Story, D., Whipple, A., & Fredrick, L. W. 1999, AJ, 118, 1086

- Benedict, G. F., McArthur, B. E., Franz, O. G., Wasserman, L. H., Henry, T. J., Takato, T., Strateva, I. V., Crawford, J. L., Ianna, P. A., McCarthy, D. W., Nelan, E., Jefferys, W. H., van Altena, W., Shelus, P. J., Hemenway, P. D., Duncombe, R. L., Story, D., Whipple, A. L., Bradley, A. J., & Fredrick, L. W. 2001, AJ, 121, 1607
- Benedict, G. F., McArthur, B. E., Franz, O. G., Wasserman, L. H., Nelan, E., Lee, J., Fredrick, L. W., Jefferys, W. H., van Altena, W., Robinson, E. L., Spiesman, W. J., Shelus, P. J., Hemenway, P. D., Duncombe, R. L., Story, D., Whipple, A. L., & Bradley, A. 2000, AJ, 119, 2382
- Benedict, G. F., McArthur, B. E., Fredrick, L. W., Harrison, T. E., Lee, J., Slesnick, C. L., Rhee, J., Patterson, R. J., Nelan, E., Jefferys, W. H., van Altena, W., Shelus, P. J., Franz, O. G., Wasserman, L. H., Hemenway, P. D., Duncombe, R. L., Story, D., Whipple, A. L., & Bradley, A. J. 2002a, AJ, 123, 473
- Benedict, G. F., McArthur, B. E., Fredrick, L. W., Harrison, T. E., Slesnick, C. L., Rhee, J., Patterson, R. J., Skrutskie, M. F., Franz, O. G., & Wasserman, L. H. 2002b, AJ, 124, 1695
- Benedict, G. F., Nelan, E., McArthur, B., Story, D., van Altena, W., Ting-Gao, Y., Hemenway, P. D., Shelus, P. J., Whipple, A. L., Franz, O. G., Fredrick, L. W., & Duncombe, R. L. 1993, PASP, 105, 487
- Bradley, A., Abramowicz-Reed, L., Story, D., Benedict, G., & Jefferys, W. 1991, PASP, 103, 317
- Dente, G. & Abramowicz-Reed, L. 1984, *Space Telescope Optical Field Angle Distortion Calibration Algorithm*, Perkin-Elmer ST-SE-3336
- Ftaclas, C., Nonnenmacher, A., Weindling, F., Story, D., & Nelan, E. 1993, Ap. Opt., 32, 1696
- Harrison, T. E., McNamara, B., Szkody, P., McArthur, B. E., Benedict, G. F., Klemola, A., & Gilliland, R. L. 1999, ApJ, 515, 93
- Jefferys, W., Fitzpatrick, J., & McArthur, B. 1988, Celest. Mech., 41, 39
- Jefferys, W. J., Whipple, A., Wang, Q., McArthur, B., Benedict, G. F., Nelan, E., Story, D., & Abramowicz-Reed, L. 1994, in *Calibrating Hubble Space Telescope*, eds. J. C. Blades & S. J. Osmer (Baltimore: STScI), 353
- McArthur, B. E., Benedict, G. F., Jefferys, W. H., & Nelan, E. 1997, in *The 1997 HST Calibration Workshop with a New Generation of Instruments*, eds. S. Casertano, R. Jedrzejewski, C. D. Keyes, & M. Stevens (Baltimore: STScI), 472
- McArthur, B. E., Benedict, G. F., Lee, J., Lu, C.-L., van Altena, W. F., Deliyannis, C. P., Girard, T., Fredrick, L. W., Nelan, E., Duncombe, R. L., Hemenway, P. D., Jefferys, W. H., Shelus, P. J., Franz, O. G. & Wasserman, L. H. 1999, ApJ, 520, 59
- McArthur, B. E., Benedict, G. F., Lee, J., van Altena, W. F., Slesnick, C. L., Rhee, J., Patterson, R. J., Fredrick, L. W., Harrison, T. E., Spiesman, W. J., Nelan, E., Duncombe, R. L., Hemenway, P. D., Jefferys, W. H., Shelus, P. J., Franz, O. G., & Wasserman, L. H. 2001, ApJ, 560, 907
- McNamara, B. & Sekiguchi, K. 1986, AJ91, 557
- van Altena, W. F., Lu, C.-L., Lee, J. T., Girard, T. M., Guo, X., Deliyannis, C., Platais, I., Kozhurina-Platais, V., McArthur, B., Benedict, G. F., Duncombe, R. L., Hemenway, P. D., Jefferys, W. H., King, J. R., Nelan, E., Shelus, P. S., Story, D., Whipple, A., Franz, O. G., Wasserman, L., Fredrick, L. W., Hanson, R. B., Klemola, A. R., Jones, B. F., Mendez, R., Tsay, W.-S., & Bradley, A. 1997, ApJL, 486, 123
- Wang, Q. & Jefferys, W. 1990, in *Statistical Analysis of the Optical Field Angle Distortion of the Hubble Space Telescope Using the Bootstrap Method* (Austin: University of Texas, Department of Astronomy Institute), 1
- Whipple, A., Jefferys, W., Wang, Q., McArthur, B., Benedict, G. F., Nelan, E., Story, D., & Abramowicz-Reed, L. 1994, in *Calibrating Hubble Space Telescope*, eds. J. C. Blades & S. J. Osmer (Baltimore: STScI), 375

Whipple, A., McArthur, B., Wang, Q., Jefferys, W., Benedict, G. F., Lalich, A. M., Hemenway, P. D., Nelan, E., Shelus, P. J., and Story, D. 1995, in *Calibrating Hubble Space Telescope: Post Servicing Mission*, eds. A. Koratkar & C. Leitherer (Baltimore: STScI), 119