

Version 3
October 1997

HST Data Handbook

Volume I: Current Instruments



SPACE
TELESCOPE
SCIENCE
INSTITUTE

3700 San Martin Drive
Baltimore, Maryland 21218

Version 1.0, February 1994, Edited by Stefi Baum
Version 2.0, December 1995, Edited by Claus Leitherer
Version 3.0, Vol. I, October 1997, Edited by Mark Voit
Version 3.0, Vol. II, October 1997, Edited by Tony Keyes

Contributors

Archive Branch

Megan Donahue, Tim Kimball

Science Support Division

- FGS: Ed Nelan, Olivia Lupie, Laretta Nagel
- FOC: Mark Voit, Warren Hack, Robert Jedrzejewski, Antonella Nota
- NICMOS: Daniela Calzetti, Eddie Bergeron, Howard Bushouse, Luis Colina, Chris Skinner, Anatoly Suchkov
- STIS: Stefi Baum, Phil Hodge, Melissa McGrath, Dick Shaw, Anne Gonnella, Jennifer Christensen, Rocio Katsanis
- SSD: Mark Stevens, Matt Lallo
- STSDAS: Michele de la Peña
- WFPC2: Stefano Casertano, Sylvia Baggett, John Biretta, Andy Fruchter, Shireen Gonzaga, Inge Heyer, Matt McMaster, Keith Noll, Christine Ritchie, Massimo Stiavelli, Brad Whitmore, Mike Wiggs

Copyright © 1997, Association of Universities for Research in Astronomy, Inc.
All rights reserved.

Send comments or corrections to:
Science Support Division
Space Telescope Science Institute
3700 San Martin Drive
Baltimore, Maryland 21218
E-mail: help@stsci.edu

Table of Contents

Preface: How to Use this Handbook	xvii
<i>Handbook Structure</i>	xvii
<i>Handbook Updates</i>	xix
<i>Typographic Conventions</i>	xx
Visual Cues.....	xx
Keystrokes	xx
Comments	xx

Part I: Introduction to HST Data

Chapter 1 Getting HST Data	1-1
<i>Archive Overview</i>	1-1
Accessing the Archive	1-2
Registering to Retrieve Hubble Data	1-3
Authorization to Retrieve Proprietary Data	1-3
Archive Documentation and Help	1-3
Getting Your Data Quickly	1-4
<i>Getting Data with StarView</i>	1-4
Welcome Screen	1-5
Command Usage and Screen Interaction.....	1-5
Searching the Catalog	1-6
Retrieving Datasets From the Archive	1-12
Exiting StarView.....	1-17
Transferring Your Data with FTP.....	1-17
Running StarView via Remote Access	1-18
<i>Identifying Calibration Reference Files</i>	1-19
<i>Reading HST Data Tapes</i>	1-22
Loading Packages	1-22
Mounting the Tape.....	1-23

Setting File Format	1-23
Using strfits	1-23

Chapter 2 HST File Formats	2-1
<i>Historical Perspective</i>	2-2
<i>FITS File Format</i>	2-3
Working with FITS Image Extensions	2-4
Working with FITS Table Extensions	2-7
<i>GEIS File Format</i>	2-10
Converting FITS to GEIS	2-11
GEIS Data Groups	2-11
Working with GEIS Files	2-11

Chapter 3 STSDAS Basics	3-1
<i>Navigating STSDAS</i>	3-1
STSDAS Structure	3-2
Packages of General Interest	3-2
<i>Displaying HST Images</i>	3-4
The display Task	3-4
Working with Image Sections	3-7
<i>Analyzing HST Images</i>	3-8
Basic Astrometry	3-9
Examining and Manipulating Image Data	3-10
Working with STIS and NICMOS Imsets	3-12
Photometry	3-15
<i>Displaying HST Spectra</i>	3-17
FOS and GHRS Spectra	3-17
STIS Spectra	3-18
Producing Hardcopy	3-19
<i>Analyzing HST Spectra</i>	3-21
Preparing FOS and GHRS Data	3-21
Preparing STIS Spectra for Analysis	3-23
General Tasks for Spectra	3-25
STSDAS fitting Package	3-29
specfit	3-32

<i>References</i>	3-32
Available from STScI	3-32
Available from NOAO	3-32
Other References Cited in This Chapter.....	3-33

Part II: Faint Object Camera

Chapter 4 FOC Instrument Overview	4-1
<i>Spatial Resolution and PSF</i>	4-2
<i>Filters</i>	4-4
<i>Formats & Fields of View</i>	4-4
<i>Sensitivity</i>	4-5
<i>Polarization & Spectroscopy</i>	4-6
<i>What to Expect</i>	4-7
Chapter 5 FOC Data Structures	5-1
<i>File Suffixes</i>	5-1
<i>Header Keywords</i>	5-2
<i>Relationship to Proposed Observations</i>	5-7
<i>Paper Products</i>	5-10
Chapter 6 FOC Calibration	6-1
<i>FOC Pipeline Processing</i>	6-1
<i>FOC Calibration Switches</i>	6-2
Dezooming of Zoomed Images (PIXCORR).....	6-2
Absolute Sensitivity Correction (WAVCORR).....	6-3
Geometric Correction (GEOCORR).....	6-5
Flatfield Correction (UNICORR)	6-7
<i>Reasons to Recalibrate</i>	6-8
Absolute Sensitivity Keywords.....	6-8
Flatfields	6-9
Geometric Correction Files	6-9

Improved Pipeline Algorithms	6-10
User Calibrations	6-10
<i>How to Recalibrate</i>	6-10

Chapter 7 FOC Error Sources 7-1

<i>Overview of FOC Characteristics</i>	7-1
<i>Nonlinearity</i>	7-2
<i>Geometric Correction</i>	7-4
<i>Flatfield Residuals</i>	7-5
Border Effects	7-5
Video and Digitizing Defects.....	7-7
Reseau Marks, Scratches, and Blemishes	7-8
Pattern Noise	7-8
Large Scale Variations.....	7-9
Time Variability	7-9
Format-Dependent Effects.....	7-9
<i>Format-Dependent Sensitivity</i>	7-10
<i>Background</i>	7-11
Detector Background	7-11
Geocoronal Emission Lines	7-12
Zodiacal Light and Diffuse Galactic Background	7-12
Scattered Stray Light	7-12
<i>Filter Induced Image Shifts</i>	7-13
<i>Errors in Absolute Photometry (f/96)</i>	7-14
<i>Absolute Sensitivity of the f/48 Detector</i>	7-15

Chapter 8 FOC Data Analysis 8-1

<i>Photometry</i>	8-1
Point Spread Function	8-2
Photometric Accuracy.....	8-3
<i>Astrometry</i>	8-6
<i>Polarimetry</i>	8-7
<i>Objective-Prism Spectroscopy</i>	8-10

<i>Long-Slit Spectroscopy</i>	8-14
Tribulations of the f/48 Spectrograph.....	8-15
Reduction of f/48 Spectra	8-16
Accuracy of f/48 Spectroscopy	8-16
<i>Summary of FOC Accuracies</i>	8-17

Part III: Fine Guidance Sensors

Chapter 9 FGS Overview	9-1
<i>FGS Capabilities</i>	9-2
<i>FGS Design</i>	9-3
FGS Optics	9-3
FGS Aperture.....	9-6
S-curves.....	9-8
FGS 1R.....	9-13
<i>FGS Control</i>	9-15
<i>Target Acquisition and Tracking</i>	9-16
Search	9-17
CoarseTrack	9-17
FineLock	9-18
<i>Transfer Scans</i>	9-21
<i>FGS Guiding</i>	9-21
<i>FGS Astrometry</i>	9-22
<i>Astrometry with FGS 3</i>	9-23
Chapter 10 FGS Data Structures	10-1
<i>Engineering Telemetry Data</i>	10-1
<i>FGS Astrometry Files</i>	10-2
<i>Relationship to Phase II Request</i>	10-6
<i>Jitter Files</i>	10-6
<i>SMS Support Data</i>	10-7

Chapter 11 FGS Calibration	11-1
<i>The Visit</i>	11-1
<i>Initial Data Processing</i>	11-2
<i>POSITION Mode Pipeline</i>	11-3
Position Mode Observations.....	11-3
Processing Individual Observations.....	11-4
Assembling the Visit	11-5
<i>TRANSFER Mode Pipeline</i>	11-7
TRANSFER Mode Dataset.....	11-7
Mapping TRANSFER Mode to POSITION Mode	11-7
Limitations of the TRANSFER Mode Pipeline	11-8
<i>POSITION Mode Pipeline Output</i>	11-8
Chapter 12 FGS Error Sources	12-1
<i>Levels of POSITION Mode Errors</i>	12-1
<i>Observation-Level POSITION Errors</i>	12-2
Rotation Angle Errors	12-2
Centroiding Errors.....	12-2
Locating Interferometric Null.....	12-5
Optical Field Angle Distortion	12-7
Lateral Color Error	12-8
Cross Filter Effect	12-9
Differential Velocity Aberration	12-10
Lever Arm Length and Offset Angle	12-10
<i>Visit-Level POSITION Errors</i>	12-11
POSITION Mode De-jittering Errors	12-11
Drift Correction Errors.....	12-12
<i>Field-Level POSITION Errors</i>	12-13
<i>TRANSFER Mode Errors</i>	12-14
Chapter 13 FGS Data Analysis	13-1
<i>Analyzing Individual Observations</i>	13-1
<i>Plate Overlays</i>	13-3

<i>Resolving Structure with TRANSFER Mode</i>	13-5
FGS Response to a Binary	13-6
TRANSFER Mode Data Reduction.....	13-9
Uncertainties in TRANSFER Mode Data	13-10

Part IV: Near Infrared Camera and Multi-Object Spectrometer

Chapter 14 NICMOS Instrument

Overview	14-1
<i>Instrument Overview</i>	14-1
<i>Detector Readout Modes</i>	14-2
MULTIACCUM.....	14-3
ACCUM.....	14-4
BRIGHTOBJ	14-4
RAMP	14-5

Chapter 15 NICMOS Data Structures 15-1 |

<i>NICMOS Data Files</i>	15-1
File Name Suffixes.....	15-2
Science Data Files.....	15-3
Auxiliary Data Files	15-9
<i>Header Keywords</i>	15-10
<i>Working with NICMOS Files</i>	15-16
<i>From the Phase II Proposal to Your Data</i>	15-20
<i>Paper Products</i>	15-21

Chapter 16 NICMOS Calibration..... 16-1 |

<i>Pipeline Processing</i>	16-1
<i>NICMOS Calibration Software</i>	16-2
The Calibration Pipeline.....	16-2
Grism Spectroscopy	16-3

Basic Data Reduction: calnica 16-3

Mosaicing: Calnicb..... 16-10

 Input Files 16-11

 Output Files 16-12

 Processing..... 16-13

Grism Data Reduction: Calnicc..... 16-16

 Input Files 16-16

 Output Files 16-16

 Processing..... 16-18

Recalibration..... 16-21

 Why Recalibrate? 16-21

 Recalibrating the Data 16-22

 Calculating Absolute Sensitivity..... 16-24

Chapter 17 NICMOS Error Sources 17-1

Flatfield Errors..... 17-1

 Thermal-Vacuum versus On-Orbit Flatfields 17-1

 Characteristics and Uncertainties of Flatfields..... 17-2

 Color Dependence of Flatfields 17-6

Dark Current Subtraction Errors 17-7

 Dark Current Pedestal 17-7

 Synthetic MULTIACCUM Darks..... 17-8

 Uncertainties in the Synthetic Darks..... 17-10

Instrument Artifacts 17-11

 Non-Zero Zeroth Read Correction for
 Bright Sources 17-11

 Effects of Overexposure and the
 “Mr. Staypuft” Anomaly 17-11

 Vignetting..... 17-12

 Amplifier Glow..... 17-12

 Intra-Pixel Sensitivity Variations 17-13

 Hot Pixels, Cold Pixels, and Grot..... 17-13

Cosmic Rays 17-14

Calibration Goals..... 17-14

Chapter 18 NICMOS Data Analysis	18-1
<i>STSDAS Software</i>	18-1
<i>Photometric Calibrations</i>	18-2
Units for NICMOS Photometry.....	18-3
Fluxes and Magnitude Zeropoints	18-3
Photometric Corrections	18-4
Magnitudes and Photometric Systems Transformations.....	18-8
Absolute Photometry for Emission Line Filters	18-9
Absolute Spectrophotometry with NICMOS Grisms	18-10
<i>PSF Subtraction</i>	18-11
<i>Analysis of Polarization Images</i>	18-12
Introduction	18-12
Theory.....	18-13
A Useful Script for Polarization Analysis.....	18-14

Part V: Space Telescope Imaging Spectrograph

Chapter 19 STIS Overview	19-1
<i>Instrument Capabilities and Design</i>	19-1
<i>Basic Instrument Operations</i>	19-4
 Chapter 20 STIS Data Structures	20-1
<i>Overview</i>	20-1
<i>STIS File Structures</i>	20-2
STIS FITS Image Extension Files.....	20-2
Tabular Storage of STIS Data	20-5
<i>Types of STIS Files</i>	20-6
Understanding Associations	20-6
<i>Headers, Keywords, and Relationship to Phase II</i>	20-9

<i>Error and Data Quality Arrays</i>	20-13
The Error Array	20-14
Data Quality Flagging	20-14
<i>STIS Paper Products</i>	20-15
Chapter 21 STIS Calibration	21-1
<i>Pipeline Processing Overview</i>	21-1
<i>Structure of calstis</i>	21-3
<i>Data Flow Through calstis</i>	21-9
<i>Descriptions of Calibration Steps</i>	21-15
Two-Dimensional Image Reduction	21-15
WAVECAL Processing	21-23
Spectral Extraction.....	21-24
<i>Recalibration of STIS Data</i>	21-30
Mechanics of Full Recalibration.....	21-31
Rerunning Subsets of the Calibration Pipeline	21-34
<i>Updates to calstis</i>	21-35
Chapter 22 STIS Error Sources	22-1
<i>Calibration Goals</i>	22-1
<i>Calibration Accuracy Resources</i>	22-3
<i>Factors Limiting Flux and Wavelength Accuracy</i>	22-5
Flux Accuracy	22-5
Wavelength and Spatial Accuracies	22-6
Chapter 23 STIS Data Analysis	23-1
<i>Data Reduction Applications</i>	23-1
<i>STIS-Specific Reduction and Analysis Tasks</i>	23-2
<i>Working with Two Dimensional Extracted Spectra</i> ..	23-3
Sensitivity Units and Conversions	23-3
Wavelength and Spatial Information.....	23-5
<i>TIME-TAG Data</i>	23-5
<i>Target Acquisition Data</i>	23-7

Part VI: Wide Field and Planetary Camera 2

Chapter 24 WFPC2 Instrument Overview	24-1
Chapter 25 WFPC2 Data Structures	25-1
<i>Data Files and Suffixes</i>	25-1
<i>Header Keywords</i>	25-3
<i>Correlating Phase II Exposures with Data Files</i>	25-8
<i>WFPC2 Paper Products</i>	25-10
Chapter 26 WFPC2 Calibration	26-1
<i>Overview of Pipeline Calibration</i>	26-3
<i>Standard Pipeline Calibration</i>	26-5
Calibration Files	26-6
Calibration Steps	26-7
<i>Recalibration</i>	26-10
Why and When to Recalibrate	26-10
Assembling the Calibration Files	26-13
Setting Calibration Switches	26-13
<i>Post-Pipeline Calibration</i>	26-15
Warm Pixels.....	26-16
Removing Cosmic Rays from Co-aligned Images	26-20
Charge Traps.....	26-22
Chapter 27 WFPC2 Error Sources	27-1
<i>Bias Subtraction Error</i>	27-2
<i>Flatfield Correction Errors</i>	27-2
<i>Dark Current Subtraction Errors</i>	27-3
Electronic Dark Current	27-3
Dark Glow	27-4

<i>Image Anomalies</i>	27-5
Bias Jumps	27-5
Residual Images	27-6
PC1 Stray Light.....	27-10
Other Anomalies	27-11

Chapter 28 WFPC2 Data Analysis 28-1

<i>Photometric Zero Point</i>	28-1
Photometric Systems Used for WFPC2 Data	28-2
Determining the Zero Point.....	28-4
<i>Photometric Corrections</i>	28-6
Time-Dependent Corrections.....	28-6
Position-Dependent Corrections.....	28-11
Other Photometric Corrections	28-13
An Example of Photometry with WFPC2	28-15
<i>Polarimetry</i>	28-16
<i>Astrometry</i>	28-18
<i>Dithering</i>	28-19
<i>Accuracy of WFPC2 results</i>	28-23
References	28-23

Appendixes 25

Appendix A IRAF Primer	A-1
<i>Initiating IRAF</i>	A-1
Setting Up IRAF	A-2
Starting and Stopping an IRAF Session	A-3
<i>IRAF Basics</i>	A-4
Loading Packages	A-4
Running Tasks.....	A-5
Getting Help.....	A-6
Setting Parameters	A-8
Setting Environment Variables	A-10

File Management	A-11
Troubleshooting	A-13
<i>Getting IRAF and STSDAS</i>	A-13
Retrieving the IRAF and STSDAS Software.....	A-14
Getting the Synphot Database.....	A-15
Extracting the synphot Unix Tar Files	A-15
Appendix B HST File Names	B-1
Appendix C Observation Logs	C-1
<i>Observation Log Files</i>	C-1
<i>Retrieving Observation Logs</i>	C-8
<i>Using Observation Logs</i>	C-9
Guiding Mode	C-9
Guide Star Acquisition Failure	C-10
Moving Targets and Spatial Scans	C-11
High Jitter.....	C-11
Appendix D Task Example Index	D-1
Appendix E Resources on the Internet	E-1
Glossary	GL-1
Index	IX-1

How to Use this Handbook

Welcome to the third edition of the *HST Data Handbook*. The goal of this handbook, as in previous editions, is to show you how to work with HST data files, from acquiring them through the Archive, to displaying them on your workstation, to analyzing them with the IRAF and STSDAS software packages. New to this edition are chapters on HST's recently installed instruments—STIS and NICMOS—plus entirely new versions of the FGS chapters and an introduction to the FITS file format that will be standard for STIS and NICMOS data. This handbook assumes no previous knowledge of HST data, IRAF, or STSDAS beyond that needed to compose a successful HST observing proposal, but if you are unfamiliar with IRAF, a basic primer is provided in Appendix A.

The material presented in this handbook provides an overview of the data reduction process, explaining what has been done to HST data files before you receive them and describing effective ways to analyze them. It collects all the basic information needed to analyze HST data into one place, focusing on the most crucial and commonly used tasks, and pointing toward other sources of more detailed information when needed. Additional help with HST data is always available via email to the STScI Help Desk at help@stsci.edu.

If you have no previous experience with HST, you should read the first three chapters of this handbook before proceeding to the chapters on the specific instruments. Appendixes B, C, and E, describe HST file names, Observation Logs, and Internet resources, respectively, and contain information of general interest. STIS and NICMOS observers who are already familiar with HST data should read at least section 2.2 of Chapter 2, which explains the new FITS format used for STIS and NICMOS data, and section 3.3.3 of Chapter 3, which introduces some new tasks for working with STIS and NICMOS data. The rest of this Preface provides more complete information on using the *HST Data Handbook*.

Handbook Structure

This edition of the *HST Data Handbook* is organized into two volumes. Volume 1 provides general information on retrieving and reducing HST data and

includes the more specific information needed to analyze data from the instruments currently on board the spacecraft (FOC, FGS, NICMOS, STIS, and WFPC2). Volume 2 covers the instruments that have been retired (FOS, GHRS, HSP, and WF/PC-1).

Part 1 of Volume 1 leads observers through the following three-step process, applicable to HST data files from any instrument:

- Chapter 1 on *Getting HST Data* demonstrates how to search the HST Archive for proprietary observations or other observations of interest and to download them to your machine.

If you already know how to search for and download HST data, or if all the data files you need are present on your disk, you can skip Chapter 1.

- Chapter 2 on *HST File Formats* describes the FITS and GEIS formats used for transferring and reducing HST data. It explains how HST data are stored in these files and shows how to access these data. STIS and NICMOS observers especially should read this chapter, as the procedures for accessing these data differ from those for other instruments. Observers working with FOC, FOS, FGS, GHRS, HSP, WF/PC-1, or WFPC2 data will need to convert the FITS files they receive from the Archive into GEIS format, and section 2.3 shows how to perform this conversion.

If you are not using STIS or NICMOS data and are already familiar with the standard GEIS format for HST data, you can skip Chapter 2.

- Chapter 3 on *STSDAS Basics* introduces you to some software packages designed specifically for HST data and gives a few examples.

If you are already familiar with STSDAS, you can skip this chapter and proceed to the relevant instrument chapters.

Parts 2 through 10 present five-chapter sequences on each HST instrument, consisting of the following topics:

- *Instrument Overview*, providing a fundamental understanding of the instrument and the vocabulary associated with it.

If you are not already familiar with the details of your chosen instrument, you should begin here.

- *Data Structures*, describing the contents of the various data files, the meanings of selected header keywords, and the relationship of the data products to the original Phase II proposal.

If you are not familiar with the filenames, header keywords, or contents of the data files from this particular instrument, you should read this chapter next.

- *Calibration*, describing how the calibration pipeline processes your observations before they enter the Archive, how to determine if your data files need recalibration, and how to recalibrate them.

If you do not know how your data have been calibrated, you should read this chapter.

- *Error Sources*, describing the various sources of error afflicting pipeline calibrated data.

All observers using a given instrument should read this chapter to acquaint themselves with the peculiarities of the data that remain after pipeline calibration.

- *Data Analysis*, describing certain methods and IRAF/STSDAS tasks for analyzing the data.

Most observers will find this chapter useful when determining how they should reduce their data.

Five Appendixes to this handbook, found in Volume 1, provide some additional general information that you might find useful:

- Appendix A, the *IRAF Primer*, is an introduction to IRAF and is intended for those who have no prior experience with this data reduction software.
- Appendix B, on *HST File Names*, shows how to interpret the names of the files you receive from the Archive and explains why certain STIS and NICMOS observations belong to associations of exposures.
- Appendix C, on *Observation Logs*, discusses the files created by the Observatory Monitoring System (OMS); these files record information on guiding, such as spacecraft jitter, during a given observation.
- Appendix D, the *Task Example Index*, provides pointers to the examples of various IRAF/STSDAS tasks scattered throughout the book.
- Appendix E, listing *Resources on the Internet*, indicates where you can access some of the many valuable tools and documents available through the STScI Web pages.

Handbook Updates

Our understanding of HST's instruments and the data they produce continues to grow. In order to keep up with this evolving understanding, we have organized this handbook so that its chapters are modular. You will be able to update your handbook simply by removing old chapters and indexes and replacing them with new ones. In fact, you may want to customize your handbook by placing only the chapters you need into a looseleaf notebook. When updated chapters become available, we will announce them on the HST Web pages and in the electronic Space Telescope Analysis Newsletters (STANs). You can then download these updates via the Internet or request paper copies from the Help Desk (help@stsci.edu). Users of STIS, NICMOS, and FGS should pay particular attention to these updates, because the chapters supporting these instruments will change most quickly.

Typographic Conventions

To help you understand the material in the *HST Data Handbook*, we will use a few consistent typographic conventions.






Visual Cues

The following typographic cues are used:

- **bold** words identify a STSDAS or IRAF task or package name.
- typewriter-like words identify a file name, system command, or response that is typed or displayed as shown.
- *italic* type indicates a new term, an important point, or a mathematical variable.
- ALL CAPS identifies a header keyword or a table column.

Keystrokes

Keystroke commands and sequences are identified by the following formats.

-   - When two keys are linked by a *dash*, both keys should be pressed at the same time.
-   - When a *space* separates two keys, a sequence is indicated. Press one key, release it, then press the other.
-  - Press *only* the key. If we meant that you should press shift with the key, we would say so, such as in the first example, above.

Comments

Occasional side comments point out three types of information, each identified by an icon in the left margin.



Tip: No problems...just another way to do something or a suggestion that might make your life easier.



Heads Up: Here is something that is often done incorrectly or that is not obvious.



Warning: You could corrupt data, produce incorrect results, or create some other kind of severe problem..
