



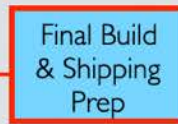
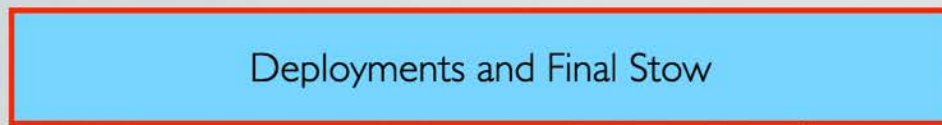
**James Webb Space Telescope  
HQ Perspectives**

**Eric P. Smith  
JSTUC December 2020**

# SIMPLIFIED SCHEDULE

2020			2021											
O	N	D	J	F	M	A	M	J	J	A	S	O	N	D

**d** **days** of project funded critical path (mission pacing) schedule reserve



Observatory

Ground System Freeze

Development, Testing, Release

Ground System

Cyl

GO Proposals Due

Cyl

TAC

Science



Northrop-Grumman



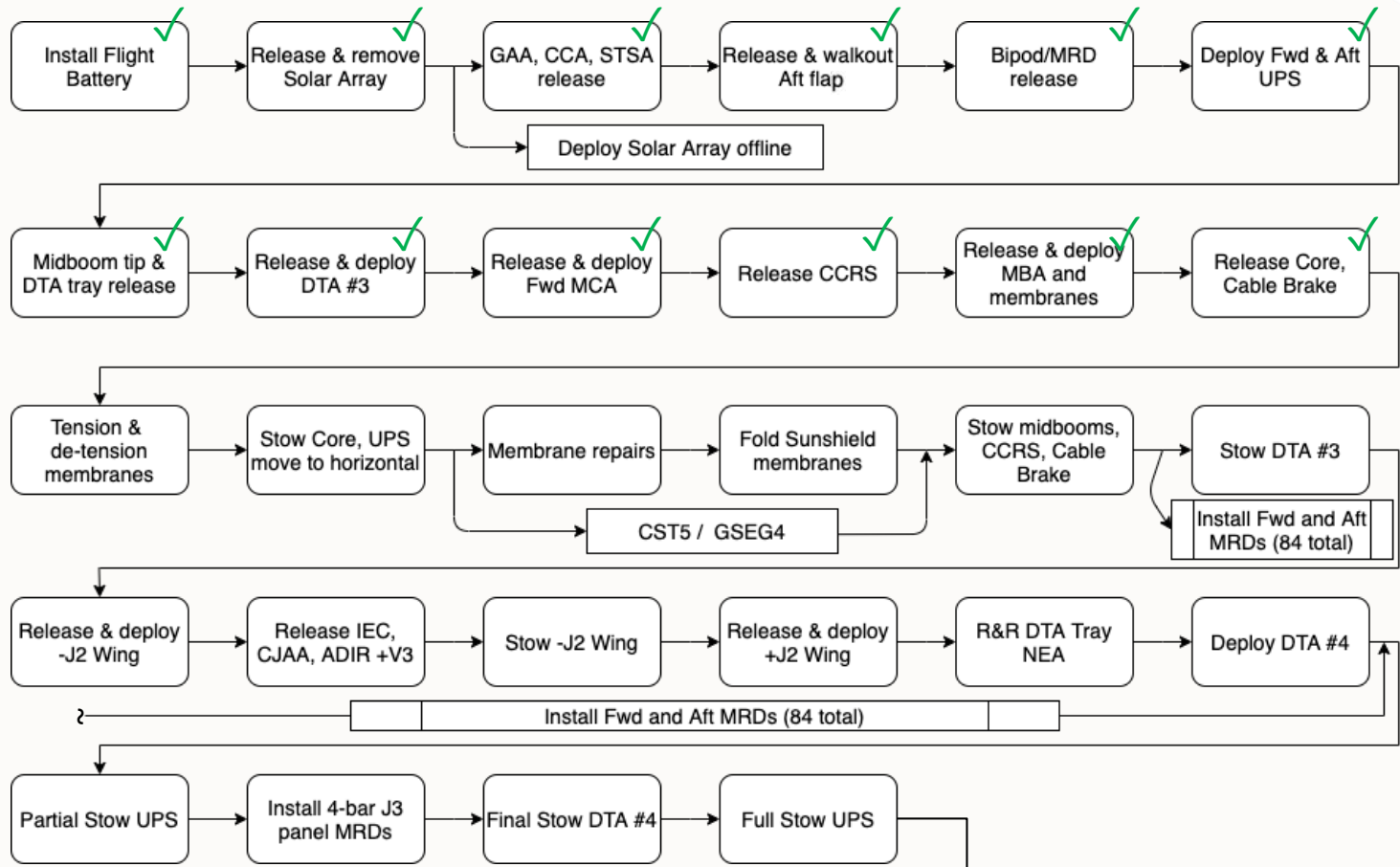
Space Telescope Science Institute



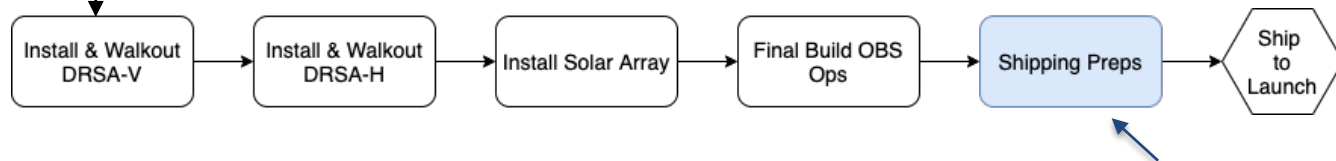
Guiana Space Center

# Remaining I&T Steps

Observatory Deployments



OBS Final Build



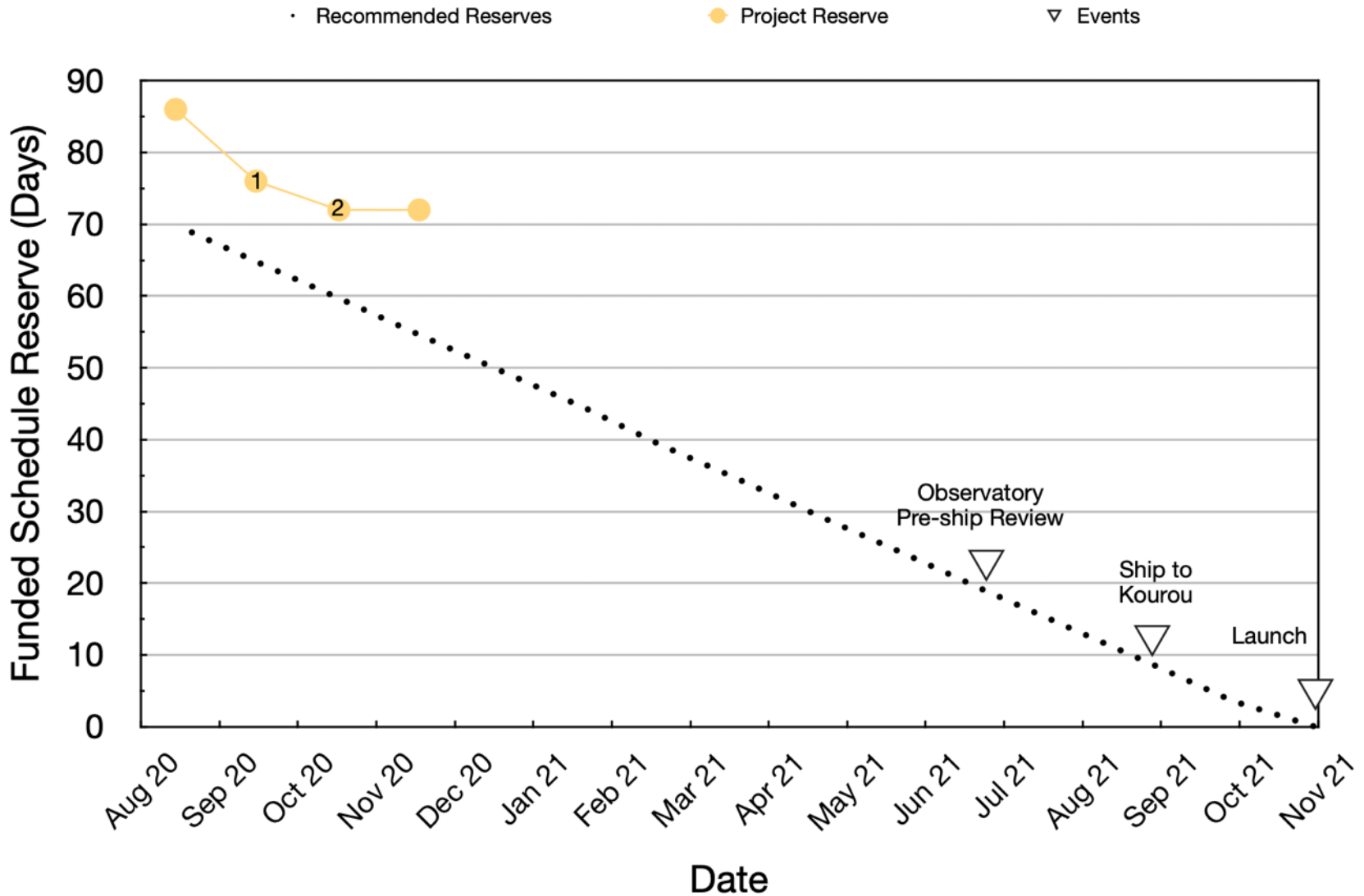
Blue box indicates first time activity

# Fiscal Year 2021 JWST HQ Milestones

Month	Milestone	Comment
Oct-20	1 Complete Observatory Environmental Testing	<u>Completed 10/2/20</u>
Nov-20		
Dec-20	2 Complete Post Environmental Testing Spacecraft Bus Deployments	<u>Completed 11/12/20</u>
Jan-21	3 Complete Post Environmental Testing Sunshield Deployments	
Feb-21	4 Complete Comprehensive System Test #5	
Mar-21	5 Complete Cycle 1 Geneal Observer Proposal Reviews	
	6 Sunshield Fold Complete	
	7 Launch Readiness Exercise #2	
Apr-21		
May-21	8 Final Deployable Tower deployment	
Jun-21		
Jul-21	9 Final Observatory Stow Complete	
	10 Observatory Pre-Ship Review	
	11 Launch Readiness Exercise #4	
Aug-21	12 Operational Readiness Review	
	13 Ship Observatory to Launch Site	
Sep-21		

Blue font(underline) denotes milestones accomplished ahead of schedule, orange font denotes milestones accomplished late.

# Current Funded Schedule Reserve



Reserve uses: (1) Bldg M4 issues, additional Z-axis vibe run, (2) Ka-band measurements, APCO adapter

# Milestone Performance

- Since the September 2011 replan JWST reports high-level milestones monthly to numerous stakeholders

	<b>Total Milestones</b>	<b>Total Milestones Completed</b>	<b>Number Completed Early</b>	<b>Number Completed Late</b>	<b>Deferred to Next Year</b>	<b>Deferred more than one quarter</b>
FY2011	21	21	6	3	0	0
FY2012	37	34	16	2	3	3
FY2013	41	38	20	5	3	2
FY2014❖	36	23	10	8	11	10
FY2015	48	44	22	12	4	3
FY2016	45	39	25	7	6	2
FY2017	38	32	12	13	8	5
FY2018	31	18	7	2	13	13
FY2019	25	22	10	10	3	2
FY2020	17*	12	5	0	0	0
FY2021	13	1	1	0	0	0

❖ Milestone accounting in FY2014 was complicated by the government shutdown and multicomponent milestones. \*Milestone reporting stopped during COVID-19 impacted months