



## 11498 - 2008 Passage of Jupiter's Great Red Spot and Oval BA

Cycle: 16, Proposal Category: GO/DD

(Availability Mode: SUPPORTED)

### INVESTIGATORS

<i>Name</i>	<i>Institution</i>	<i>E-Mail</i>
<b>Dr. Amy Simon-Miller (PI)</b>	<b>NASA Goddard Space Flight Center</b>	<b>amy.simon@nasa.gov</b>
Dr. Nancy J. Chanover (CoI)	New Mexico State University	nchanove@nmsu.edu
Dr. Glenn S. Orton (CoI)	Jet Propulsion Laboratory	go@orton.jpl.nasa.gov

### VISITS

<i>Visit</i>	<i>Targets used in Visit</i>	<i>Configurations used in Visit</i>	<i>Orbits Used</i>	<i>Last Orbit Planner Run</i>	<i>OP Current with Visit?</i>
01	(4) JUPITER-PREPASSAGE-WFPC2	WFPC2	1	27-Jun-2008 21:14:57.0	yes
02	(4) JUPITER-PREPASSAGE-WFPC2	WFPC2	1	27-Jun-2008 21:15:05.0	yes
03	(1) JUPITER-PREPASSAGE-NICMOS	NIC1 NIC2	1	27-Jun-2008 21:15:24.0	yes
04	(3) JUPITER-PASSAGE	WFPC2	1	27-Jun-2008 21:15:34.0	yes
05	(2) JUPITER-POSTPASSAGE-WFPC2	WFPC2	1	27-Jun-2008 21:15:39.0	yes
06	(2) JUPITER-POSTPASSAGE-WFPC2	WFPC2	1	27-Jun-2008 21:15:44.0	yes
07	(5) JUPITER-POSTPASSAGE-NICMOS	NIC1 NIC2	1	27-Jun-2008 21:15:57.0	yes

7 Total Orbits Used

## **ABSTRACT**

Jupiter's largest anticyclonic storm, the Great Red Spot (GRS), drifts slowly westward relative to the radio rotation rate of the planet (System III W. longitude). In contrast, the next largest storm, Oval BA (a.k.a. the Little Red Spot or LRS), drifts slowly eastward. The relative drift of the two is approximately 0.5 deg/day, resulting in a passage of the storms every two years. The GRS sits at ~22 deg. S planetographic latitude, while the LRS resides at ~33 deg. S latitude. Both vortices deflect nearby eastward and westward winds jets around their periphery, and are somewhat confined to their latitude bands by the alternating, and nearly constant, zonal wind field. However, they do oscillate slightly in latitude, particularly near the times of a passage, in part because the deflected wind jets push to keep the spots separated. It is during these passages that the LRS, and its predecessor white ovals, is most likely to show changes in size and morphology, which are related to the internal wind fields and regulate the vertical cloud structure of the vortex. For example, GRS passages in 1998 and 2000 preceded the merger of the three white ovals into the single large Oval BA, after the ovals and intervening cyclonic cells were deflected by the GRS.

We propose to study the 2008 passage to look for changes in internal vortex winds, nearby zonal winds and vortex upper cloud structure, particularly in particle size and opacity, using five orbits of WFPC2 and two orbits of NICMOS. These data will be combined with a multitude of planned ground-based coverage to offer an unprecedented view of a GRS/Oval passage, which will give insight on cloud structure, dynamics, and possibly even water abundance below the cloud decks (water abundance governs the distance of interaction between the two spots). HST is required to provide adequate spatial resolution and wavelength coverage while observing the passage. The 2008 passage is expected to be especially important, as Jupiter underwent a global upheaval in 2007, with disturbances near the GRS and LRS. This upheaval began after the normal Cycle 16 proposal deadline, raising the priority of these observations enough to warrant a request for HST time.

## **OBSERVING DESCRIPTION**

Observe the passage of the GRS and Oval BA. Predicted closest approach is June 28, 2006 at Longitude 110 deg W (System III). NICMOS observations will be centered on 25 S planetographic latitude and mosaic the region from west to east. WFPC2 observations should be biased south, filling as much of the FOV as possible, while also including planetary limb for planetary navigation purposes.

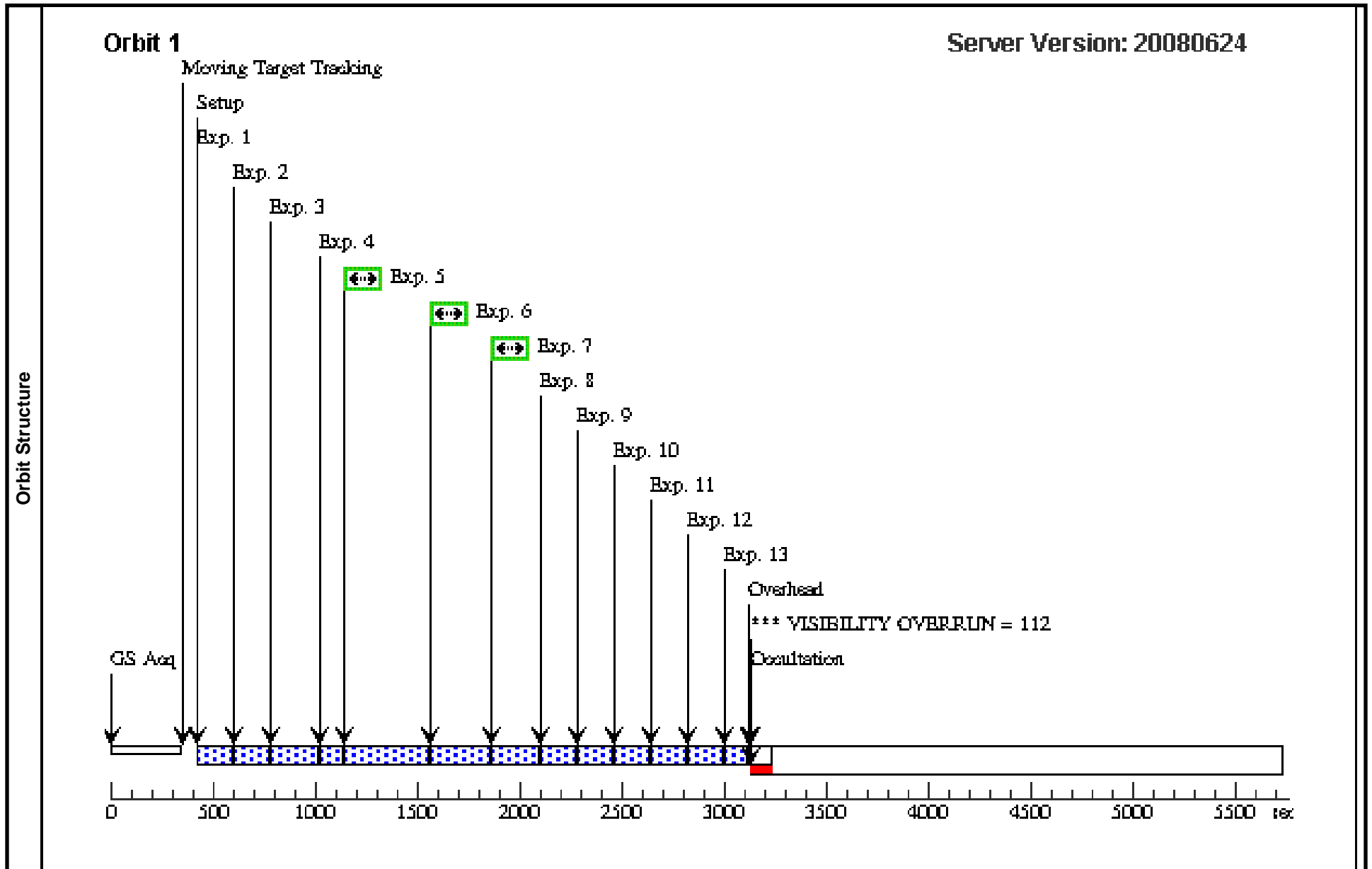
Proposal 11498 - Visit 01 - 2008 Passage of Jupiter's Great Red Spot and Oval BA

Sat Jun 28 01:16:02 GMT 2008

<b>Visit</b>	<b>Proposal 11498, Visit 01, completed</b> <b>Diagnostic Status: Warning</b> Scientific Instruments: WFPC2 Special Requirements: BETWEEN 15-MAY-2008:00:00:00 AND 07-JUN-2008:00:00:00 <i>Comments: Target central longitude is 110 deg W system III. Latitudes of interest are -20 to -35 deg. S. Planetographic, but final pointing determination will be made based on viewing MOSS plots, etc.</i>									
	(Visit 01) Warning (Orbit Planner): VISIBILITY OVERRUN									
<b>Diagnostics</b>										
<b>Solar System Targets</b>	<b>#</b>	<b>Name</b>	<b>Level 1</b>	<b>Level 2</b>	<b>Level 3</b>	<b>Window</b>	<b>Ephem Center</b>			
	(4)	JUPITER- PREPASSAGE- WFPC2	STD=JUPITER				EARTH			
<i>Comments: Target central longitude is 110 deg W system III. Latitudes of interest are -20 to -35 deg. S. Planetographic.</i>										
<b>Exposures</b>	<b>#</b>	<b>Label</b>	<b>Target</b>	<b>Config,Mode,Aperture</b>	<b>Spectral Els.</b>	<b>Opt. Params.</b>	<b>Special Reqs.</b>	<b>Groups</b>	<b>Exp. Time/[Actual Dur.]</b>	<b>Orbit</b>
	1	(4) JUPITER-PREP ASSAGE-WFPC2	WFPC2, IMAGE, FQCH4P15	F673N	ATD-GAIN=15	POS TARG 2,5	4 Secs		[1]	
	2	(4) JUPITER-PREP ASSAGE-WFPC2	WFPC2, IMAGE, FQCH4P15	F410M	ATD-GAIN=15	POS TARG 2,5	8 Secs		[1]	
	3	(4) JUPITER-PREP ASSAGE-WFPC2	WFPC2, IMAGE, FQCH4P15	FQCH4P15 8929 A	ATD-GAIN=7	POS TARG 2,5	40 Secs		[1]	
	4	(4) JUPITER-PREP ASSAGE-WFPC2	WFPC2, IMAGE, FQCH4P15	FQCH4P15 8929 A	ATD-GAIN=7	POS TARG 2,5	40 Secs		[1]	
	5	(4) JUPITER-PREP ASSAGE-WFPC2	WFPC2, IMAGE, FQCH4P15	F255W	ATD-GAIN=7; CLOCKS=YES	POS TARG 2,5	230 Secs		[1]	
	6	(4) JUPITER-PREP ASSAGE-WFPC2	WFPC2, IMAGE, FQCH4P15	F343N	ATD-GAIN=7	POS TARG 2,5	140 Secs		[1]	
	7	(4) JUPITER-PREP ASSAGE-WFPC2	WFPC2, IMAGE, FQCH4P15	F375N	ATD-GAIN=7	POS TARG 2,5	100 Secs		[1]	
	8	(4) JUPITER-PREP ASSAGE-WFPC2	WFPC2, IMAGE, FQCH4P15	F390N	ATD-GAIN=7	POS TARG 2,5	35 Secs		[1]	
	9	(4) JUPITER-PREP ASSAGE-WFPC2	WFPC2, IMAGE, FQCH4P15	F437N	ATD-GAIN=15	POS TARG 2,5	14 Secs		[1]	

Proposal 11498 - Visit 01 - 2008 Passage of Jupiter's Great Red Spot and Oval BA

Exposures (continued)	#	Label	Target	Config,Mode,Aperture	Spectral Els.	Opt. Params.	Special Reqs.	Groups	Exp. Time/[Actual Dur.]	Orbit
		10		(4) JUPITER-PREP ASSAGE-WFPC2	WFPC2, IMAGE, FQCH4P15	F469N	ATD-GAIN=15	POS TARG 2,5		10 Secs [==>]
	11		(4) JUPITER-PREP ASSAGE-WFPC2	WFPC2, IMAGE, FQCH4P15	F502N	ATD-GAIN=15	POS TARG 2,5		8 Secs [==>]	[1]
	12		(4) JUPITER-PREP ASSAGE-WFPC2	WFPC2, IMAGE, FQCH4P15	F673N	ATD-GAIN=15	POS TARG 2,5		4 Secs [==>]	[1]
	13		(4) JUPITER-PREP ASSAGE-WFPC2	WFPC2, IMAGE, FQCH4P15	F410M	ATD-GAIN=15	POS TARG 2,5		8 Secs [==>]	[1]



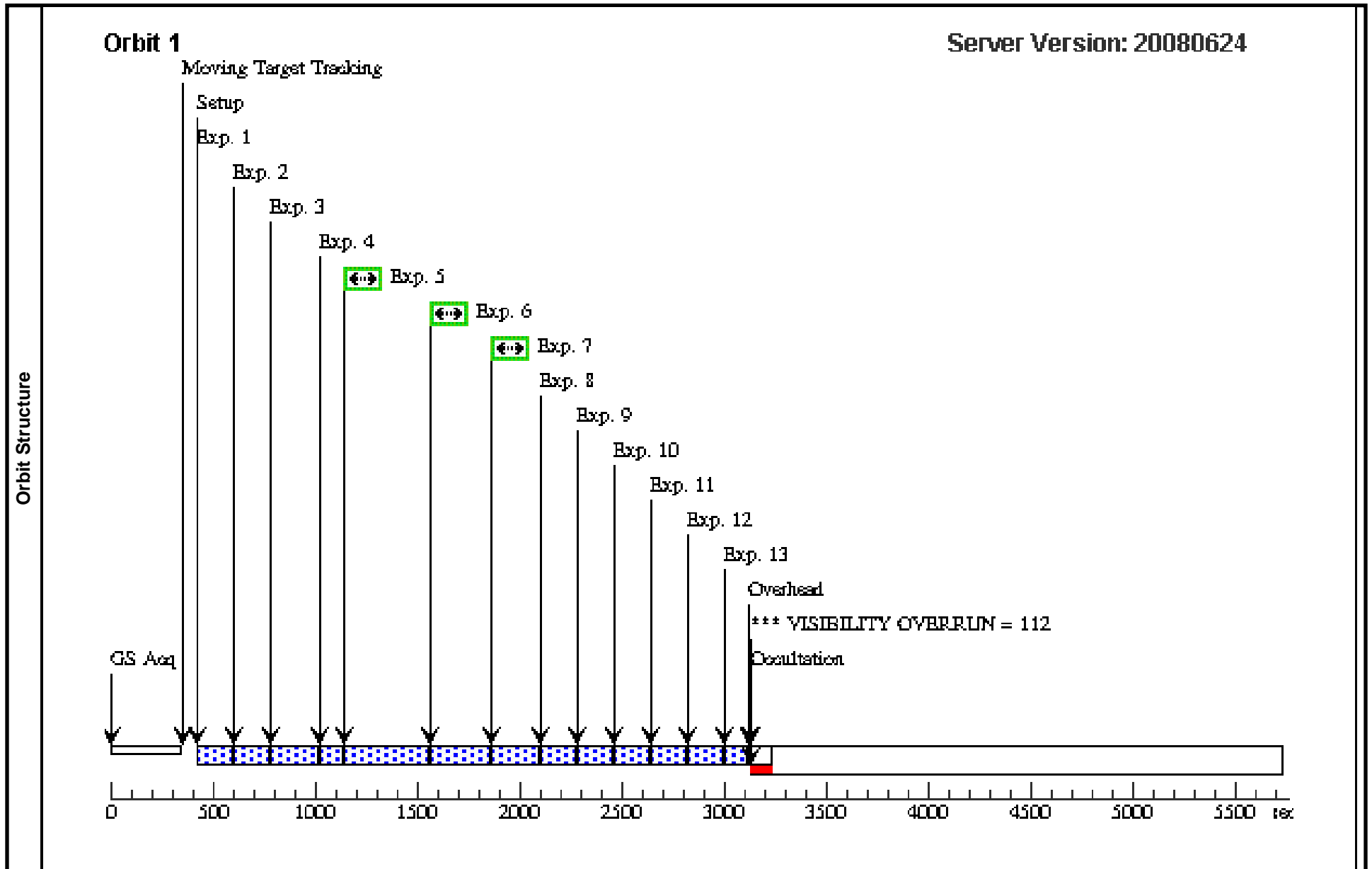
Proposal 11498 - Visit 02 - 2008 Passage of Jupiter's Great Red Spot and Oval BA

Sat Jun 28 01:16:03 GMT 2008

<b>Visit</b>	<p><b>Proposal 11498, Visit 02, completed</b></p> <p><b>Diagnostic Status: Warning</b></p> <p>Scientific Instruments: WFPC2</p> <p>Special Requirements: AFTER 01 BY 10 H TO 11.5 H; BETWEEN 15-MAY-2008:00:00:00 AND 07-JUN-2008:00:00:00</p> <p><i>Comments: Target central longitude is 110 deg W system III. Latitudes of interest are -20 to -35 deg. S. Planetographic, but final pointing determination will be made based on viewing MOSS plots, etc.</i></p>									
	<p>(Visit 02) Warning (Orbit Planner): VISIBILITY OVERRUN</p>									
<b>Diagnostics</b>										
<b>Solar System Targets</b>	<b>#</b>	<b>Name</b>	<b>Level 1</b>	<b>Level 2</b>	<b>Level 3</b>	<b>Window</b>	<b>Ephem Center</b>			
	(4)	JUPITER-PREPASSAGE-WFPC2	STD=JUPITER				EARTH			
<p><i>Comments: Target central longitude is 110 deg W system III. Latitudes of interest are -20 to -35 deg. S. Planetographic.</i></p>										
<b>Exposures</b>	<b>#</b>	<b>Label</b>	<b>Target</b>	<b>Config,Mode,Aperture</b>	<b>Spectral Els.</b>	<b>Opt. Params.</b>	<b>Special Reqs.</b>	<b>Groups</b>	<b>Exp. Time/[Actual Dur.]</b>	<b>Orbit</b>
	1	(4) JUPITER-PREP ASSAGE-WFPC2	(4) JUPITER-PREP ASSAGE-WFPC2	WFPC2, IMAGE, FQCH4P15	F673N	ATD-GAIN=15	POS TARG 2,5		4 Secs [==>]	[1]
	2	(4) JUPITER-PREP ASSAGE-WFPC2	(4) JUPITER-PREP ASSAGE-WFPC2	WFPC2, IMAGE, FQCH4P15	F410M	ATD-GAIN=15	POS TARG 2,5		8 Secs [==>]	[1]
	3	(4) JUPITER-PREP ASSAGE-WFPC2	(4) JUPITER-PREP ASSAGE-WFPC2	WFPC2, IMAGE, FQCH4P15	FQCH4P15 8929 A	ATD-GAIN=7	POS TARG 2,5		40 Secs [==>]	[1]
	4	(4) JUPITER-PREP ASSAGE-WFPC2	(4) JUPITER-PREP ASSAGE-WFPC2	WFPC2, IMAGE, FQCH4P15	FQCH4P15 8929 A	ATD-GAIN=7	POS TARG 2,5		40 Secs [==>]	[1]
	5	(4) JUPITER-PREP ASSAGE-WFPC2	(4) JUPITER-PREP ASSAGE-WFPC2	WFPC2, IMAGE, FQCH4P15	F255W	ATD-GAIN=7; CLOCKS=YES	POS TARG 2,5		230 Secs [==>]	[1]
	6	(4) JUPITER-PREP ASSAGE-WFPC2	(4) JUPITER-PREP ASSAGE-WFPC2	WFPC2, IMAGE, FQCH4P15	F343N	ATD-GAIN=7	POS TARG 2,5		140 Secs [==>]	[1]
	7	(4) JUPITER-PREP ASSAGE-WFPC2	(4) JUPITER-PREP ASSAGE-WFPC2	WFPC2, IMAGE, FQCH4P15	F375N	ATD-GAIN=7	POS TARG 2,5		100 Secs [==>]	[1]
	8	(4) JUPITER-PREP ASSAGE-WFPC2	(4) JUPITER-PREP ASSAGE-WFPC2	WFPC2, IMAGE, FQCH4P15	F390N	ATD-GAIN=7	POS TARG 2,5		35 Secs [==>]	[1]
	9	(4) JUPITER-PREP ASSAGE-WFPC2	(4) JUPITER-PREP ASSAGE-WFPC2	WFPC2, IMAGE, FQCH4P15	F437N	ATD-GAIN=15	POS TARG 2,5		14 Secs [==>]	[1]

Proposal 11498 - Visit 02 - 2008 Passage of Jupiter's Great Red Spot and Oval BA

Exposures (continued)	#	Label	Target	Config,Mode,Aperture	Spectral Els.	Opt. Params.	Special Reqs.	Groups	Exp. Time/[Actual Dur.]	Orbit
		10		(4) JUPITER-PREP ASSAGE-WFPC2	WFPC2, IMAGE, FQCH4P15	F469N	ATD-GAIN=15	POS TARG 2,5		10 Secs [==>]
	11		(4) JUPITER-PREP ASSAGE-WFPC2	WFPC2, IMAGE, FQCH4P15	F502N	ATD-GAIN=15	POS TARG 2,5		8 Secs [==>]	[1]
	12		(4) JUPITER-PREP ASSAGE-WFPC2	WFPC2, IMAGE, FQCH4P15	F673N	ATD-GAIN=15	POS TARG 2,5		4 Secs [==>]	[1]
	13		(4) JUPITER-PREP ASSAGE-WFPC2	WFPC2, IMAGE, FQCH4P15	F410M	ATD-GAIN=15	POS TARG 2,5		8 Secs [==>]	[1]



Proposal 11498 - Visit 03 - 2008 Passage of Jupiter's Great Red Spot and Oval BA

Sat Jun 28 01:16:04 GMT 2008

<b>Visit</b>	<b>Proposal 11498, Visit 03, completed</b> <b>Diagnostic Status: No Diagnostics</b> Scientific Instruments: NIC2, NIC1 Special Requirements: AFTER 02 BY 9 H TO 11 H <i>Comments: Target central longitude is 110 deg W system III. Latitudes of interest are -20 to -35 deg. S. Planetographic, but final pointing determination will be made based on viewing MOSS plots, etc. If possible, make contiguous to Visit 2 (space such that 110 W is off the CML, slightly for each of Visit 2 and 3. If this is not possible, make Visit 3 10 hrs before Visit 1 or after Visit 2).</i>										
	<b>Patterns</b>	<b>#</b>	<b>Primary Pattern</b>				<b>Secondary Pattern</b>			<b>Exposures</b>	
		(1)	Pattern Type=LINE Purpose=MOSAIC Number Of Points=6 Point Spacing=8 Line Spacing=	Coordinate Frame=CELESTIAL Pattern Orientation=260 Angle Between Sides= Center Pattern=true				(1-3)			
		(2)	Pattern Type=LINE Purpose=MOSAIC Number Of Points=4 Point Spacing=10 Line Spacing=	Coordinate Frame=CELESTIAL Pattern Orientation=260 Angle Between Sides= Center Pattern=false				(7-8)			
(3)	Pattern Type=LINE Purpose=BACKGROUND Number Of Points=2 Point Spacing=100 Line Spacing=	Coordinate Frame=CELESTIAL Pattern Orientation=260 Angle Between Sides= Center Pattern=false				(4-6), (9-10)					
<b>Solar System Targets</b>	<b>#</b>	<b>Name</b>	<b>Level 1</b>	<b>Level 2</b>	<b>Level 3</b>	<b>Window</b>	<b>Ephem Center</b>				
	(1)	JUPITER- PREPASSAGE- NICMOS	STD=JUPITER	TYPE=PGRAPHIC, LONG=110, LAT =-25			EARTH				
<i>Comments: Body central longitude is 110 deg W system III, but want to start west of CML for mosaic, so target 190W. Timing of 10 hrs after Visit 2, should ensure 110 W is on CML. Latitudes of interest are -20 to -35 deg. S. Planetographic.</i>											
<b>Exposures</b>	<b>#</b>	<b>Label</b>	<b>Target</b>	<b>Config, Mode, Aperture</b>	<b>Spectral Els.</b>	<b>Opt. Params.</b>	<b>Special Reqs.</b>	<b>Groups</b>	<b>Exp. Time/[Actual Dur.]</b>		<b>Orbit</b>
	1		(1) JUPITER-PREP ASSAGE-NICMOS	NIC1, MULTIACCUM, NIC1-FIX	F145M	NSAMP=12; SAMP-SEQ=MCA MRR		Pattern 1-3 (1)	[=>(Pattern 1)] [=>(Pattern 2)] [=>(Pattern 3)] [=>(Pattern 4)] [=>(Pattern 5)] [=>(Pattern 6)]		[1]
<i>Comments: using pattern 1</i>											

Proposal 11498 - Visit 03 - 2008 Passage of Jupiter's Great Red Spot and Oval BA

#	Label	Target	Config,Mode,Aperture	Spectral Els.	Opt. Params.	Special Reqs.	Groups	Exp. Time/[Actual Dur.]	Orbit	
Exposures (continued)	2	(1) JUPITER-PREP ASSAGE-NICMOS	NIC1, MULTIACCUM, NIC1-FIX	F166N	SAMP-SEQ=STEP8 ; NSAMP=12		Pattern 1-3 (1)	[==>(Pattern 1)] [==>(Pattern 2)] [==>(Pattern 3)] [==>(Pattern 4)] [==>(Pattern 5)] [==>(Pattern 6)]	[1]	
	<i>Comments: using pattern 1</i>									
	3	(1) JUPITER-PREP ASSAGE-NICMOS	NIC1, MULTIACCUM, NIC1-FIX	F187N	SAMP-SEQ=STEP8 ; NSAMP=9		Pattern 1-3 (1)	[==>(Pattern 1)] [==>(Pattern 2)] [==>(Pattern 3)] [==>(Pattern 4)] [==>(Pattern 5)] [==>(Pattern 6)]	[1]	
	<i>Comments: using pattern 1</i>									
	4	(1) JUPITER-PREP ASSAGE-NICMOS	NIC1, MULTIACCUM, NIC1-FIX	F145M	NSAMP=12; SAMP-SEQ=MCA MRR		Pattern 4-6 (3)	[==>(Pattern 1)] [==>(Pattern 2)]	[1]	
	<i>Comments: using pattern 3</i>									
	5	(1) JUPITER-PREP ASSAGE-NICMOS	NIC1, MULTIACCUM, NIC1-FIX	F166N	SAMP-SEQ=STEP8 ; NSAMP=12		Pattern 4-6 (3)	[==>(Pattern 1)] [==>(Pattern 2)]	[1]	
	<i>Comments: using pattern 3</i>									
6	(1) JUPITER-PREP ASSAGE-NICMOS	NIC1, MULTIACCUM, NIC1-FIX	F187N	SAMP-SEQ=STEP8 ; NSAMP=9		Pattern 4-6 (3)	[==>(Pattern 1)] [==>(Pattern 2)]	[1]		
<i>Comments: using pattern 3</i>										
7	(1) JUPITER-PREP ASSAGE-NICMOS	NIC2, MULTIACCUM, NIC2-FIX	F212N	SAMP-SEQ=STEP1 6; NSAMP=12		Pattern 7-8 (2)	[==>(Pattern 1)] [==>(Pattern 2)] [==>(Pattern 3)] [==>(Pattern 4)]	[1]		
<i>Comments: using pattern 2</i>										
8	(1) JUPITER-PREP ASSAGE-NICMOS	NIC2, MULTIACCUM, NIC2-FIX	F187N	SAMP-SEQ=STEP2 ; NSAMP=11		Pattern 7-8 (2)	[==>(Pattern 1)] [==>(Pattern 2)] [==>(Pattern 3)] [==>(Pattern 4)]	[1]		
<i>Comments: using pattern 2</i>										

Proposal 11498 - Visit 03 - 2008 Passage of Jupiter's Great Red Spot and Oval BA

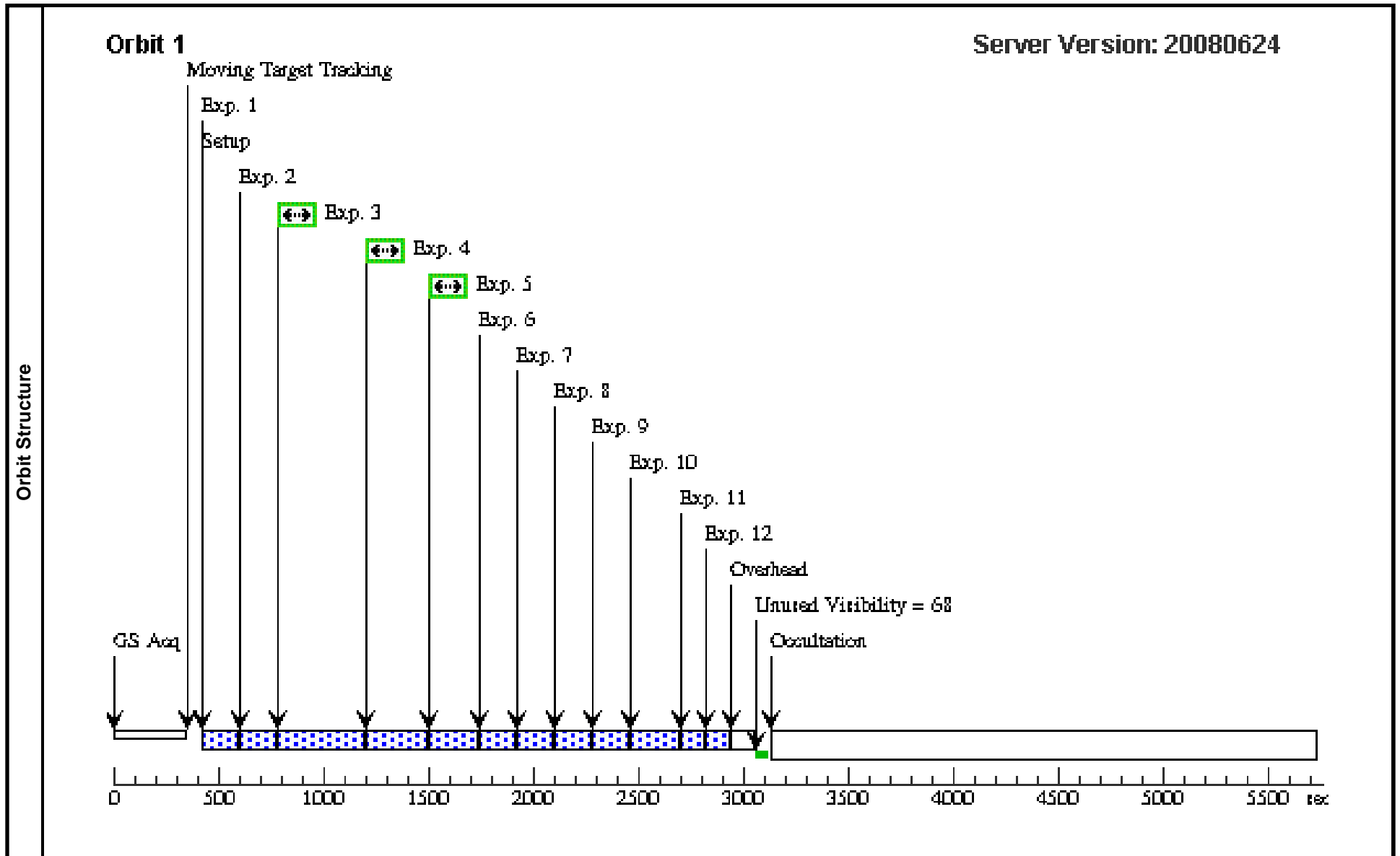
Exposures (continued)	#	Label	Target	Config,Mode,Aperture	Spectral Els.	Opt. Params.	Special Reqs.	Groups	Exp. Time/[Actual Dur.]	Orbit
		9		(1) JUPITER-PREP ASSAGE-NICMOS	NIC2, MULTIACCUM, NIC2-FIX	F212N	SAMP-SEQ=STEP1 6; NSAMP=12		Pattern 9-10 (3)	[==>(Pattern 1)] [==>(Pattern 2)]
	<i>Comments: using pattern 3</i>									
	10		(1) JUPITER-PREP ASSAGE-NICMOS	NIC2, MULTIACCUM, NIC2-FIX	F187N	SAMP-SEQ=STEP2 ; NSAMP=11		Pattern 9-10 (3)	[==>(Pattern 1)] [==>(Pattern 2)]	[1]
	<i>Comments: using pattern 3</i>									



Proposal 11498 - Visit 04 - 2008 Passage of Jupiter's Great Red Spot and Oval BA

Sat Jun 28 01:16:05 GMT 2008

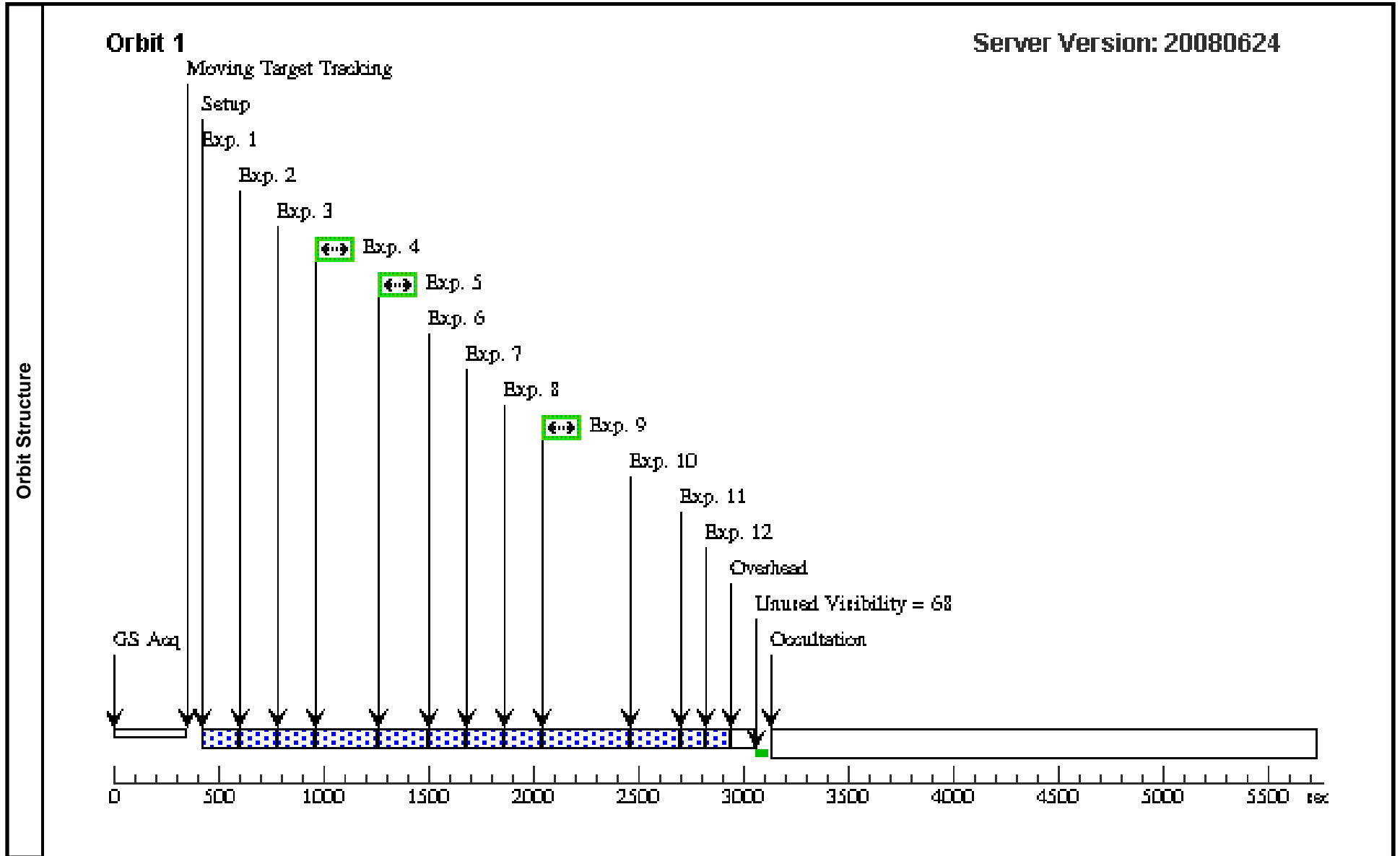
Visit	<b>Proposal 11498, Visit 04, scheduling</b> <b>Diagnostic Status: No Diagnostics</b> Scientific Instruments: WFPC2 Special Requirements: BETWEEN 28-JUN-2008:13:30:00 AND 28-JUN-2008:14:30:00 Comments: Target central longitude is 110 deg W system III. Latitudes of interest are -20 to -35 deg. S. Planetographic, but final pointing determination will be made based on viewing MOSS plots, etc.									
	Solar System Targets	#	Name	Level 1	Level 2	Level 3	Window	Ephem Center		
	(3)	JUPITER-PASSAGE	STD=JUPITER					EARTH		
	Comments: Target central longitude is 110 deg W system III. Latitudes of interest are -20 to -35 deg. S. Planetographic.									
Exposures	#	Label	Target	Config,Mode,Aperture	Spectral Els.	Opt. Params.	Special Reqs.	Groups	Exp. Time/[Actual Dur.]	Orbit
	1		(3) JUPITER-PASS AGE	WFPC2, IMAGE, FQCH4P15	F673N	ATD-GAIN=15	POS TARG 0,5		4 Secs [==>]	[1]
	2		(3) JUPITER-PASS AGE	WFPC2, IMAGE, FQCH4P15	F410M	ATD-GAIN=15	SAME POS AS 1		8 Secs [==>]	[1]
	3		(3) JUPITER-PASS AGE	WFPC2, IMAGE, FQCH4P15	F255W	ATD-GAIN=7; CLOCKS=YES	SAME POS AS 1		230 Secs [==>]	[1]
	4		(3) JUPITER-PASS AGE	WFPC2, IMAGE, FQCH4P15	F343N	ATD-GAIN=7	SAME POS AS 1		140 Secs [==>]	[1]
	5		(3) JUPITER-PASS AGE	WFPC2, IMAGE, FQCH4P15	F375N	ATD-GAIN=7	SAME POS AS 1		100 Secs [==>]	[1]
	6		(3) JUPITER-PASS AGE	WFPC2, IMAGE, FQCH4P15	F390N	ATD-GAIN=7	SAME POS AS 1		35 Secs [==>]	[1]
	7		(3) JUPITER-PASS AGE	WFPC2, IMAGE, FQCH4P15	F437N	ATD-GAIN=15	SAME POS AS 1		14 Secs [==>]	[1]
	8		(3) JUPITER-PASS AGE	WFPC2, IMAGE, FQCH4P15	F469N	ATD-GAIN=15	SAME POS AS 1		10 Secs [==>]	[1]
	9		(3) JUPITER-PASS AGE	WFPC2, IMAGE, FQCH4P15	F502N	ATD-GAIN=15	SAME POS AS 1		8 Secs [==>]	[1]
	10		(3) JUPITER-PASS AGE	WFPC2, IMAGE, FQCH4P15	FQCH4P15 8929 A	ATD-GAIN=7	SAME POS AS 1		40 Secs [==>]	[1]
	11		(3) JUPITER-PASS AGE	WFPC2, IMAGE, FQCH4P15	FQCH4P15 8929 A	ATD-GAIN=7	SAME POS AS 1		40 Secs [==>]	[1]
	12		(3) JUPITER-PASS AGE	WFPC2, IMAGE, FQCH4P15	F673N	ATD-GAIN=15	SAME POS AS 1		4 Secs [==>]	[1]



Proposal 11498 - Visit 05 - 2008 Passage of Jupiter's Great Red Spot and Oval BA

Sat Jun 28 01:16:06 GMT 2008

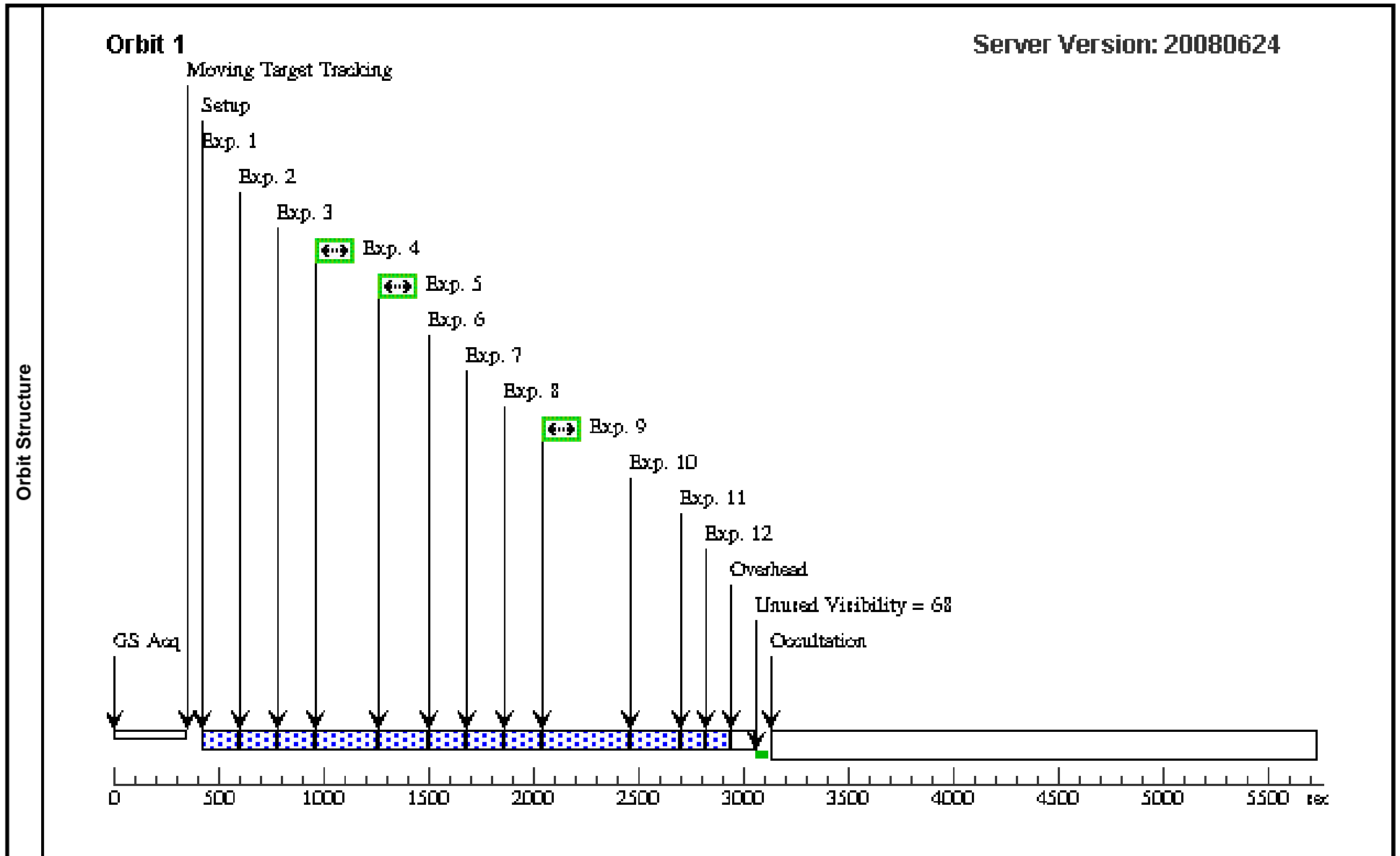
Visit	<b>Proposal 11498, Visit 05, scheduling</b> <b>Diagnostic Status: No Diagnostics</b> Scientific Instruments: WFPC2 Special Requirements: BETWEEN 06-JUL-2008:10:00:00 AND 06-JUL-2008:11:00:00; BETWEEN 08-JUL-2008:11:30:00 AND 08-JUL-2008:12:30:00 Comments: Target central longitude is 110 deg W system III. Latitudes of interest are -20 to -35 deg. S. Planetographic, but final pointing determination will be made based on viewing MOSS plots, etc.									
	Solar System Targets	#	Name	Level 1	Level 2	Level 3	Window	Ephem Center		
	(2)	JUPITER-POSTPASSAGE-WFPC2	STD=JUPITER				SEP OF JUPITER-POSTPASSAGE-WFPC2 IO FROM EARTH GT 0"	EARTH		
	Comments: Target central longitude is 110 deg W system III. Latitudes of interest are -20 to -35 deg. S. Planetographic.									
Exposures	#	Label	Target	Config,Mode,Aperture	Spectral Els.	Opt. Params.	Special Reqs.	Groups	Exp. Time/[Actual Dur.]	Orbit
	1	F673N	(2) JUPITER-POST PASSAGE-WFPC2	WFPC2, IMAGE, FQCH4P15	F673N	ATD-GAIN=15	POS TARG -4,9		4 Secs [==>]	[1]
	2	F410M	(2) JUPITER-POST PASSAGE-WFPC2	WFPC2, IMAGE, FQCH4P15	F410M	ATD-GAIN=15	SAME POS AS 1		8 Secs [==>]	[1]
	3	F502N	(2) JUPITER-POST PASSAGE-WFPC2	WFPC2, IMAGE, FQCH4P15	F502N	ATD-GAIN=15	SAME POS AS 1		8 Secs [==>]	[1]
	4	F343N	(2) JUPITER-POST PASSAGE-WFPC2	WFPC2, IMAGE, FQCH4P15	F343N	ATD-GAIN=7	SAME POS AS 1		140 Secs [==>]	[1]
	5	F375N	(2) JUPITER-POST PASSAGE-WFPC2	WFPC2, IMAGE, FQCH4P15	F375N	ATD-GAIN=7	SAME POS AS 1		100 Secs [==>]	[1]
	6	F390N	(2) JUPITER-POST PASSAGE-WFPC2	WFPC2, IMAGE, FQCH4P15	F390N	ATD-GAIN=7	SAME POS AS 1		35 Secs [==>]	[1]
	7	F437N	(2) JUPITER-POST PASSAGE-WFPC2	WFPC2, IMAGE, FQCH4P15	F437N	ATD-GAIN=15	SAME POS AS 1		14 Secs [==>]	[1]
	8	F469N	(2) JUPITER-POST PASSAGE-WFPC2	WFPC2, IMAGE, FQCH4P15	F469N	ATD-GAIN=15	SAME POS AS 1		10 Secs [==>]	[1]
	9	F255W	(2) JUPITER-POST PASSAGE-WFPC2	WFPC2, IMAGE, FQCH4P15	F255W	ATD-GAIN=7; CLOCKS=YES	SAME POS AS 1		230 Secs [==>]	[1]
	10	FQCH4P15	(2) JUPITER-POST PASSAGE-WFPC2	WFPC2, IMAGE, FQCH4P15	FQCH4P15 8929 A	ATD-GAIN=7	SAME POS AS 1		40 Secs [==>]	[1]
	11	FQCH4P15	(2) JUPITER-POST PASSAGE-WFPC2	WFPC2, IMAGE, FQCH4P15	FQCH4P15 8929 A	ATD-GAIN=7	SAME POS AS 1		40 Secs [==>]	[1]
	12	F673N	(2) JUPITER-POST PASSAGE-WFPC2	WFPC2, IMAGE, FQCH4P15	F673N	ATD-GAIN=15	SAME POS AS 1		4 Secs [==>]	[1]



Proposal 11498 - Visit 06 - 2008 Passage of Jupiter's Great Red Spot and Oval BA

Sat Jun 28 01:16:06 GMT 2008

Visit	<b>Proposal 11498, Visit 06, scheduling</b> <b>Diagnostic Status: No Diagnostics</b> Scientific Instruments: WFPC2 Special Requirements: AFTER 05 BY 9 H TO 11 H; BETWEEN 06-JUL-2008:00:00:00 AND 15-JUL-2008:00:00:00 Comments: Target central longitude is 110 deg W system III. Latitudes of interest are -20 to -35 deg. S. Planetographic, but final pointing determination will be made based on viewing MOSS plots, etc.									
	Solar System Targets	#	Name	Level 1	Level 2	Level 3	Window	Ephem Center		
	(2)	JUPITER-POSTPASSAGE-WFPC2	STD=JUPITER				SEP OF JUPITER-POSTPASSAGE-WFPC2 IO FROM EARTH GT 0"	EARTH		
	Comments: Target central longitude is 110 deg W system III. Latitudes of interest are -20 to -35 deg. S. Planetographic.									
Exposures	#	Label	Target	Config,Mode,Aperture	Spectral Els.	Opt. Params.	Special Reqs.	Groups	Exp. Time/[Actual Dur.]	Orbit
	1	F673N	(2) JUPITER-POST PASSAGE-WFPC2	WFPC2, IMAGE, FQCH4P15	F673N	ATD-GAIN=15	POS TARG 4,8		4 Secs [==>]	[1]
	2	F410M	(2) JUPITER-POST PASSAGE-WFPC2	WFPC2, IMAGE, FQCH4P15	F410M	ATD-GAIN=15	SAME POS AS 1		8 Secs [==>]	[1]
	3	F502N	(2) JUPITER-POST PASSAGE-WFPC2	WFPC2, IMAGE, FQCH4P15	F502N	ATD-GAIN=15	SAME POS AS 1		8 Secs [==>]	[1]
	4	F343N	(2) JUPITER-POST PASSAGE-WFPC2	WFPC2, IMAGE, FQCH4P15	F343N	ATD-GAIN=7	SAME POS AS 1		140 Secs [==>]	[1]
	5	F375N	(2) JUPITER-POST PASSAGE-WFPC2	WFPC2, IMAGE, FQCH4P15	F375N	ATD-GAIN=7	SAME POS AS 1		100 Secs [==>]	[1]
	6	F390N	(2) JUPITER-POST PASSAGE-WFPC2	WFPC2, IMAGE, FQCH4P15	F390N	ATD-GAIN=7	SAME POS AS 1		35 Secs [==>]	[1]
	7	F437N	(2) JUPITER-POST PASSAGE-WFPC2	WFPC2, IMAGE, FQCH4P15	F437N	ATD-GAIN=15	SAME POS AS 1		14 Secs [==>]	[1]
	8	F469N	(2) JUPITER-POST PASSAGE-WFPC2	WFPC2, IMAGE, FQCH4P15	F469N	ATD-GAIN=15	SAME POS AS 1		10 Secs [==>]	[1]
	9	F255W	(2) JUPITER-POST PASSAGE-WFPC2	WFPC2, IMAGE, FQCH4P15	F255W	ATD-GAIN=7; CLOCKS=YES	SAME POS AS 1		230 Secs [==>]	[1]
	10	FQCH4P15	(2) JUPITER-POST PASSAGE-WFPC2	WFPC2, IMAGE, FQCH4P15	FQCH4P15 8929 A	ATD-GAIN=7	SAME POS AS 1		40 Secs [==>]	[1]
	11	FQCH4P15	(2) JUPITER-POST PASSAGE-WFPC2	WFPC2, IMAGE, FQCH4P15	FQCH4P15 8929 A	ATD-GAIN=7	SAME POS AS 1		40 Secs [==>]	[1]
	12	F673N	(2) JUPITER-POST PASSAGE-WFPC2	WFPC2, IMAGE, FQCH4P15	F673N	ATD-GAIN=15	SAME POS AS 1		4 Secs [==>]	[1]



Proposal 11498 - Visit 07 - 2008 Passage of Jupiter's Great Red Spot and Oval BA

Sat Jun 28 01:16:07 GMT 2008

Visit	<b>Proposal 11498, Visit 07, scheduling</b> <b>Diagnostic Status: No Diagnostics</b> Scientific Instruments: NIC2, NIC1 Special Requirements: ORIENT 200D TO 300 D; AFTER 06 BY 9 H TO 11 H; BETWEEN 06-JUL-2008:00:00:00 AND 15-JUL-2008:00:00:00 Comments: Target central longitude is 110 deg W system III. Latitudes of interest are -20 to -35 deg. S. Planetographic, but final pointing determination will be made based on viewing MOSS plots, etc. If possible, make contiguous to Visit 6 (space such that 110 W is off the CML, slightly for each of Visit 6 and 7. If this is not possible, make Visit 7 10 hrs before Visit 5 or after Visit 6).									
	#	Primary Pattern	Secondary Pattern		Exposures					
Patterns	(1)	Pattern Type=LINE Purpose=MOSAIC Number Of Points=6 Point Spacing=8 Line Spacing=	Coordinate Frame=CELESTIAL Pattern Orientation=260 Angle Between Sides= Center Pattern=true		(1)					
	(2)	Pattern Type=LINE Purpose=MOSAIC Number Of Points=4 Point Spacing=10 Line Spacing=	Coordinate Frame=CELESTIAL Pattern Orientation=260 Angle Between Sides= Center Pattern=false		(2-3)					
	(3)	Pattern Type=LINE Purpose=BACKGROUND Number Of Points=2 Point Spacing=100 Line Spacing=	Coordinate Frame=CELESTIAL Pattern Orientation=260 Angle Between Sides= Center Pattern=false		(4-5)					
Solar System Targets	#	Name	Level 1	Level 2	Level 3	Window	Ephem Center			
	(5)	JUPITER-POSTPASSAGE-NICMOS	STD=JUPITER	TYPE=PGRAPHIC, LONG=110, LAT=-25			EARTH			
Comments: Body central longitude is 110 deg W system III, but want to start west of CML for mosaic, so target 190W. Timing of 10 hrs after Visit 6, should ensure 110 W is on CML. Latitudes of interest are -20 to -35 deg. S. Planetographic.										
Exposures	#	Label	Target	Config, Mode, Aperture	Spectral Els.	Opt. Params.	Special Reqs.	Groups	Exp. Time/[Actual Dur.]	Orbit
	1		(5) JUPITER-POSTPASSAGE-NICMOS	NIC1, MULTIACCUM, NIC1-FIX	F166N	SAMP-SEQ=STEP8 ; NSAMP=12			Sequence 1-5 Non-Int Pattern 1-1 (1)	[=>(Pattern 1)] [=>(Pattern 2)] [=>(Pattern 3)] [=>(Pattern 4)] [=>(Pattern 5)] [=>(Pattern 6)]
Comments: using pattern 1										

Proposal 11498 - Visit 07 - 2008 Passage of Jupiter's Great Red Spot and Oval BA

#	Label	Target	Config,Mode,Aperture	Spectral Els.	Opt. Params.	Special Reqs.	Groups	Exp. Time/[Actual Dur.]	Orbit									
2	(5) JUPITER-POST PASSAGE-NICMO S	(5) JUPITER-POST PASSAGE-NICMO S	NIC2, MULTIACCUM, NIC2-FIX	F212N	SAMP-SEQ=STEP1 6; NSAMP=12		Sequence 1-5 Non-Int Pattern 2-3 (2)	[==>(Pattern 1)] [==>(Pattern 2)] [==>(Pattern 3)] [==>(Pattern 4)]	[1]									
								<i>Comments: using pattern 2</i>										
								3		(5) JUPITER-POST PASSAGE-NICMO S	(5) JUPITER-POST PASSAGE-NICMO S	NIC2, MULTIACCUM, NIC2-FIX	F187N	SAMP-SEQ=STEP2 ; NSAMP=11		Sequence 1-5 Non-Int Pattern 2-3 (2)	[==>(Pattern 1)] [==>(Pattern 2)] [==>(Pattern 3)] [==>(Pattern 4)]	[1]
																	<i>Comments: using pattern 2</i>	
4	(5) JUPITER-POST PASSAGE-NICMO S	(5) JUPITER-POST PASSAGE-NICMO S	NIC2, MULTIACCUM, NIC2-FIX	F212N	SAMP-SEQ=STEP1 6; NSAMP=12		Sequence 1-5 Non-Int Pattern 4-5 (3)	[==>(Pattern 1)] [==>(Pattern 2)]	[1]									
								<i>Comments: using pattern 3</i>										
5	(5) JUPITER-POST PASSAGE-NICMO S	(5) JUPITER-POST PASSAGE-NICMO S	NIC2, MULTIACCUM, NIC2-FIX	F187N	SAMP-SEQ=STEP2 ; NSAMP=11		Sequence 1-5 Non-Int Pattern 4-5 (3)	[==>(Pattern 1)] [==>(Pattern 2)]	[1]									
								<i>Comments: using pattern 3</i>										

