



# 12923 - Pointing the Finger: Calibrating the Hidden Features of STIS and Enabling New Coronagraphy at Separations of 0.15"

Cycle: 20, Proposal Category: GO

(Calibration)

(Availability Mode: AVAILABLE)

## INVESTIGATORS

<i>Name</i>	<i>Institution</i>	<i>E-Mail</i>
<b>Dr. Andras Gaspar (PI) (Contact)</b>	<b>University of Arizona</b>	<b>agaspar@as.arizona.edu</b>
Dr. Glenn Schneider (CoI) (Contact)	University of Arizona	gschneider@as.arizona.edu
Dr. Dean C. Hines (CoI)	Space Telescope Science Institute	hines@stsci.edu
Prof. Daniel Apai (CoI)	University of Arizona	apai@as.arizona.edu
Dr. George Rieke (CoI)	University of Arizona	grieke@as.arizona.edu
Dr. John Henry Debes (CoI)	Space Telescope Science Institute	debes@stsci.edu
Dr. Charles R. Proffitt (CoI)	Computer Sciences Corporation	proffitt@stsci.edu
Dr. Theodore R. Gull (CoI)	NASA Goddard Space Flight Center	theodore.r.gull@nasa.gov

## VISITS

<i>Visit</i>	<i>Targets used in Visit</i>	<i>Configurations used in Visit</i>	<i>Orbits Used</i>	<i>Last Orbit Planner Run</i>	<i>OP Current with Visit?</i>
01	(1) BETA-PIC	STIS/CCD	1	19-Aug-2013 21:02:33.0	yes
02	(3) BETA-PIC-PSF	STIS/CCD	1	19-Aug-2013 21:03:46.0	yes
03	(1) BETA-PIC	STIS/CCD	1	19-Aug-2013 21:04:54.0	yes
04	(2) AU-MIC	STIS/CCD	1	19-Aug-2013 21:05:51.0	yes
05	(4) AU-MIC-PSF	STIS/CCD	1	19-Aug-2013 21:06:42.0	yes
06	(2) AU-MIC	STIS/CCD	1	19-Aug-2013 21:07:36.0	yes

6 Total Orbits Used

## **ABSTRACT**

We propose a STIS calibration program to enable HST coronagraphy at its ultimate inner working angle (IWA) limit, with anticipated greater than previously possible contrast performance, well characterized at IWAs as small as 0.15", at optical wavelengths that cannot be broached from the ground even with AO augmented telescopes. Achieving such small IWAs with high contrast will enable the pursuit of some of the most compelling questions in astrophysics today. Observations enabled by our calibrations will advance exoplanetary science by revealing the inner regions of circumstellar protoplanetary and debris disks, and detect and resolve close orbit substellar companions to nearby stars. Extragalactic studies of host galaxies of bright QSOs, damped Lyman alpha absorbers, and feedback mechanisms in the bulges of AGN can be pursued at distances closer to their hosts than ever before. The STIS occulting WEDGEA & B provide IWAs to only ~ 0.3" before aperture edge intrusion and cut-off. Our calibration program will mitigate this unintended deficiency unplanned in the STIS design to, for the first time on orbit, explore the "finger" occulter - unfortunately bent on the ground but quite likely still a functional, small IWA, focal plane occulter. We will also explore the BAR10 occulter corners, unused in this fashion on-orbit, to comparatively demonstrate the merits of both with new capabilities for optical coronagraphy. By carrying out this program in Cy 20, sufficient time will remain before intended HST end of mission to exploit this potentially unmatched capability in unexplored observational domains required for high contrast science and uniquely at visible light wavelengths.

## **OBSERVING DESCRIPTION**

Guide Star Acquisitions: We require pointing and roll control with 2-FGS guiding. Single-FGS guiding does not offer sufficient target position stability for coronagraphy.

Each visit (after its Guide Star acquisition) begins with a mode-2 target acquisition. This is followed by a sequence of short CR-SPLIT exposures at varying positions near the edge of the BAR10 aperture and across the uncalibrated finger occulter. The positions will be POSTARG-eted from the BAR10 aperture, calculated from its SIAF pixel coordinates.

Target Acquisitions: We expose our TA images to a SNR > approx 100, using the STIS ETC. While robust target acquisition is enabled with SNR 40, we also use the TA images as a pre mode-2 astrometric anchor to assess the "behind the wedge" target position to high precision. We also use the neutral density filtered images to photometrically obtain target:PSF template brightness ratios in the broad STIS passband. The STIS Target Acquisition ETC was used to determine the exposure times for all acquisition images.

Coronagraphic Exposures: The short exposure times are designed to reach 90% of full-well depth, with the target coronagraphically occulted, at the edge of the aperture, 0.15" from the star, at the nearest positioning. We scale, using the ETC, this from observations predicated upon that an A0 star with  $V=3.55$  reaches 90% full-well from the PSF halo in 1 second, based upon previous STIS coronagraphic observations allowing for up to as much as 1/2 pixel of possible target decentering in acquisition performance.

Sub-Array Readouts: For the coronagraphic exposures we use subarray readouts (SIZEAXIS2), sized large enough to fully encompass our regions of interest. We will be using the AVAILABLE but NOT SUPPORTED CENTERAXIS2 parameter to center our posttargeted readout column to be centered on the source. We will read out only a 100 px wide column to decrease read out time and to enable the testing of more positions.

We use 3 orbits for both target/PSF pairs, totaling 6 orbits. Each calibration star and its matched PSF star is observed in three single-orbit visits. The first visit observes the calibration star, the second visit observes the PSF star, while the third visits the calibration star again. The three visits within each set must be executed in sequential, contiguous orbits (i.e., back to back with no interruptions except Earth occultation).

Orientation: The calibration targets are ideally observed with a relative orientation offset of  $\sim 33.5$  degrees. The PSF stars are ideally observed with a relative orientation within the orientation angles of the calibration stars. Ideal nominal angles are chosen to avoid image corruption by the HST OTA diffraction spikes.

PSF templates: The PSF templates are selected to match the spectral type and brightness of the calibration stars, and will be observed interleaved within the first and third visit of the source-psf-source observation sequence. In the event of scheduling difficulties (e.g., guide star selections), if any visit (and thus the linked-set) becomes unschedulable due to the PSF star, in SOME cases we can suggest an alternate - but in general we would look to further "relaxing" Orient From or other requirements.

We chose a PSF star for Beta Pictoris that is fainter than our source, due to the already possible saturation of Beta Pictoris at its closest position to the edge of the occulters. The PSF stars, to the extent possible, have been vetted against binarity, field-crowding, and/or nebulosity (including known light-scattering CS dust of their own). PSF stars are usually constrained to be  $\sim < 10$  deg from their science targets to minimize differences in contemporaneous observations in Sun and Beta angles that can drive OTA breathing mode (phase) changes.

## **REAL TIME JUSTIFICATION**

We have no real-time requirements.

## **CALIBRATION JUSTIFICATION**

We ask for no SPECIAL calibrations for this proposal (and called none out in Phase 1). We did not because we ASSUME that STScI will acquire GAIN=4 (supported mode) bias, DARK, and flat-field frames (and derived hot/bad pixel maps) as part of their Cycle 20 calibration plan in support of approved Cycle 20 science programs. If this is NOT the case, then we must obtain GAIN=4 calibration reference bias/dark data as part of our program using NON-POINTED (internal) orbits only.

## **ADDITIONAL COMMENTS**

A crucial part of our observations is determining the precise POSTARG values to use for displacing the stars to the required positions behind the coronagraph. Since we were unable to match STScI's SIAF values of the BAR10 position to a specific flat field image, which we intended to use to determine the relative offsets needed, we decided to use actual BAR10 coronagraphic observations combined with 50CORON flat field images to find the BAR10 pixel coordinate for the specific flat field image we intended to use. The latest flat field we found was obn409010, taken in 2011. We compared this to Fomalhaut images taken in 2010 (Kalas) from program GO11818 (observations OB7914010 and OB7915010). We determined the precise position of Fomalhaut in images taken in orbit 14 and 15 by finding the crossing point of the diffraction spikes at (ob7914010\_raw\_1.fits: 643.95 866.31, ob7915010\_raw\_1.fits: 644.07 866.83). We then determined the X and Y shift required to match the backlit silhouette of the finger occulting element with its image on the flat field exposure (ob7914010\_raw\_1.fits: Flat Shift = +18.40, +19.30; ob7915010\_raw\_1.fits: Flat Shift = +18.40, +19.60). From these fits, we could infer the position of the nominal BAR10 position at 625.55 847.01 and 625.67 847.23. We took the average of these as the BAR10 pixel position on the flat field image:

Average (expected BAR10 pointing position) in FF image: 625.61 847.12

We note, that the position of Fomalhaut was offset by almost a full pixel in the image taken on orbit 13, which we discarded from our calculations. We also note, that the position of the BAR10 location appears to be slightly asymmetrically placed w.r.t. the bar vertical axis of symmetry. As a result, positioning the star at the LL edge will be 40.6 pixels from the initial BAR10 pointing, whereas positioning the star at the LR will be 41.8 pixels from the initial BAR10 pointing.

We determined the LL and LR corner of the BAR10 occulting element by measuring the 45 degree apex FROM both rounded corners of the bar

## Proposal 12923 (STScI Edit Number: 5, Created: Monday, August 19, 2013 8:07:56 PM EST) - Overview

occulter at the SIAF coordinates below, at the point where the measured intensity is 50% of the background flat illumination:

Lower Left: SIAF(X,Y) = 598.125, 817.312

Lower Right: SIAF(X,Y)= 655.062, 817.38

We determined positions at 0.15, 0.175, 0.2, 0.25, and 0.3" from these positions along the 45 degree apex as imaging positions. For Beta Pic we have an additional pointing at 0.125".

We also determined the scan center of the finger observations to be at 970.06, 699.40, and measured the line angle of the finger at 11.28 deg CW from image +Y. We placed imaging positions at 0,+/-0.04, and +/- 0.08 arcsecond from this central point, along a perpendicular to the central line. For Beta Pic we have additional positions at 0.12".

We show these positions on the images found at these links:

<http://merope.as.arizona.edu/~agaspar/BAR10.jpg>

<http://merope.as.arizona.edu/~agaspar/Finger.jpg>

Our final POSTARG values are:

Name	X	Y	POSTARGX	POSTARGY
LL_0.125:	599.868	819.055	-1.23270	-1.30535
LL_0.150:	600.217	819.404	-1.22209	-1.29474
LL_0.175:	600.565	819.752	-1.21148	-1.28414
LL_0.200:	600.914	820.101	-1.20088	-1.27353
LL_0.250:	601.611	820.798	-1.19027	-1.26292
LL_0.300:	602.308	821.495	-1.17966	-1.25232
LR_0.125:	653.319	819.123	1.33805	-1.30016
LR_0.150:	652.970	819.472	1.32744	-1.28955

Proposal 12923 (STScI Edit Number: 5, Created: Monday, August 19, 2013 8:07:56 PM EST) - Overview

LR\_0.175: 652.622 819.820 1.31683 -1.27894  
LR\_0.200: 652.273 820.169 1.30623 -1.26834  
LR\_0.250: 651.576 820.866 1.29562 -1.25773  
LR\_0.300: 650.879 821.563 1.28501 -1.24712  
F+0.00: 970.060 699.400 17.46706 -7.46566  
F+0.04: 970.214 700.174 17.47993 -7.45095  
F+0.08: 970.369 700.947 17.48271 -7.41243  
F-0.04: 969.906 698.626 17.45924 -7.53011  
F-0.08: 969.751 697.853 17.48873 -7.56934  
F+0.12: 970.523 701.721 17.49166 -7.39211  
F-0.12: 969.597 697.079 17.49460 -7.37740

PROPOSAL UPDATE FOLLOWING THE EXECUTION OF AU MIC VISITS 04-06:

Our preliminary analysis of the observations of AU Mic and its PSF star in Visits 04-06 has lead to a better understanding (and calibration) of the metrology of the BAR10 and "FINGER" focal plane occulter. With this updated knowledge, and quantitative error estimation, we have re-defined and revised the POSTARG offsets to be applied to the Beta Pic and its PSF star observations in Visits 01 - 03 as follows:

LL 0.225: POSTARGS: -1.23270 -1.30535  
LL 0.240: POSTARGS: -1.22209 -1.29474  
LL 0.255: POSTARGS: -1.21148 -1.28414  
LL 0.270: POSTARGS: -1.20088 -1.27353  
LL 0.285: POSTARGS: -1.19027 -1.26292  
LL 0.300: POSTARGS: -1.17966 -1.25232  
LR 0.225: POSTARGS: 1.33805 -1.30016  
LR 0.240: POSTARGS: 1.32744 -1.28955  
LR 0.255: POSTARGS: 1.31683 -1.27894  
LR 0.270: POSTARGS: 1.30623 -1.26834  
LR 0.285: POSTARGS: 1.29562 -1.25773

Proposal 12923 (STScI Edit Number: 5, Created: Monday, August 19, 2013 8:07:56 PM EST) - Overview

LR 0.300: POSTARGS: 1.28501 -1.24712

F -0.045: POSTARGS: 17.47699 -7.46566

F -0.030: POSTARGS: 17.47993 -7.45095

F -0.015: POSTARGS: 17.48286 -7.43624

F 0.000: POSTARGS: 17.48579 -7.42153

F 0.015: POSTARGS: 17.48873 -7.40682

F 0.030: POSTARGS: 17.49166 -7.39211

F 0.045: POSTARGS: 17.49460 -7.37740

We have also shifted the CENTERAXIS2 values by -20 pixels to account for the overscan region, which we did not do for the first three visits.

Proposal 12923 - Beta Pic 1 (01) - Pointing the Finger: Calibrating the Hidden Features of STIS and Enabling New Coronagraphy at ...

Tue Aug 20 01:07:56 GMT 2013

<b>Visit</b>	<b>Proposal 12923, Beta_Pic_1 (01), implementation</b> <b>Diagnostic Status: No Diagnostics</b> Scientific Instruments: STIS/CCD Special Requirements: PCS MODE FINE; GUID TOL 0.005"; GYRO MODE 3GOBAD; ORIENT 235D TO 253 D <i>Comments: Ideal absolute orientation at 239.05 (or rotated by 180)</i>					
	<b>Fixed Targets</b>	<b>#</b>	<b>Name</b>	<b>Target Coordinates</b>	<b>Targ. Coord. Corrections</b>	<b>Fluxes</b>
(1)		BETA-PIC Alt Name1: HD39060 Alt Name2: HIP27321	RA: 05 47 17.0877 (86.8211988d) Dec: -51 03 59.44 (-51.06651d) Equinox: J2000	Proper Motion RA: 4.65 mas/yr Proper Motion Dec: 83.10 mas/yr Parallax: 0.05144" Epoch of Position: 2000 Radial Velocity: 20 km/sec	V=3.861 B-Magnitude 4.029	Reference Frame: ICRS
<i>Comments: This object was generated by the targetselector and retrieved from the SIMBAD database.</i> Spec: A6V						

Proposal 12923 - Beta Pic 1 (01) - Pointing the Finger: Calibrating the Hidden Features of STIS and Enabling New Coronagraphy at ...

#	Label (ETC Run)	Target	Config,Mode,Aperture	Spectral Els.	Opt. Params.	Special Reqs.	Groups	Exp. Time (Total)/[Actual Dur.]	Orbit
1	BETA_PIC_ ACQ (406022)	(1) BETA-PIC	STIS/CCD, ACQ, F25ND5	MIRROR	ACQTYPE=POINT	GS ACQ SCENARI O BASE1BN3		3.2 Secs (3.2 Secs) [==>]	[1]
<i>Comments: SNR = 100, V=3.86, Sp=A5V, Exptime rounded to nearest 0.1 second.</i>									
2	Beta_Pic_1_ BAR10L_0	(1) BETA-PIC	STIS/CCD, ACCUM, BAR10	MIRROR	CR-SPLIT=5; GAIN=4; SIZEAXIS2=100; CENTERAXIS2=82 0	POS TARG -1.2327 0,-1.30535		0.5 Secs (0.5 Secs) [==>(Split 1)] [==>(Split 2)] [==>(Split 3)] [==>(Split 4)] [==>(Split 5)]	[1]
3	Beta_Pic_1_ BAR10L_1	(1) BETA-PIC	STIS/CCD, ACCUM, BAR10	MIRROR	CR-SPLIT=5; GAIN=4; SIZEAXIS2=100; CENTERAXIS2=82 0	POS TARG -1.2220 9,-1.29474		0.5 Secs (0.5 Secs) [==>(Split 1)] [==>(Split 2)] [==>(Split 3)] [==>(Split 4)] [==>(Split 5)]	[1]
4	Beta_Pic_1_ BAR10L_2	(1) BETA-PIC	STIS/CCD, ACCUM, BAR10	MIRROR	CR-SPLIT=5; GAIN=4; SIZEAXIS2=100; CENTERAXIS2=82 0	POS TARG -1.2114 8,-1.28414		0.5 Secs (0.5 Secs) [==>(Split 1)] [==>(Split 2)] [==>(Split 3)] [==>(Split 4)] [==>(Split 5)]	[1]
5	Beta_Pic_1_ BAR10L_3	(1) BETA-PIC	STIS/CCD, ACCUM, BAR10	MIRROR	CR-SPLIT=5; GAIN=4; SIZEAXIS2=100; CENTERAXIS2=82 0	POS TARG -1.2008 8,-1.27353		0.5 Secs (0.5 Secs) [==>(Split 1)] [==>(Split 2)] [==>(Split 3)] [==>(Split 4)] [==>(Split 5)]	[1]
6	Beta_Pic_1_ BAR10L_4	(1) BETA-PIC	STIS/CCD, ACCUM, BAR10	MIRROR	CR-SPLIT=5; GAIN=4; SIZEAXIS2=100; CENTERAXIS2=82 0	POS TARG -1.1902 7,-1.26292		0.5 Secs (0.5 Secs) [==>(Split 1)] [==>(Split 2)] [==>(Split 3)] [==>(Split 4)] [==>(Split 5)]	[1]
7	Beta_Pic_1_ BAR10L_5	(1) BETA-PIC	STIS/CCD, ACCUM, BAR10	MIRROR	CR-SPLIT=5; GAIN=4; SIZEAXIS2=100; CENTERAXIS2=82 0	POS TARG -1.1796 6,-1.25232		0.5 Secs (0.5 Secs) [==>(Split 1)] [==>(Split 2)] [==>(Split 3)] [==>(Split 4)] [==>(Split 5)]	[1]

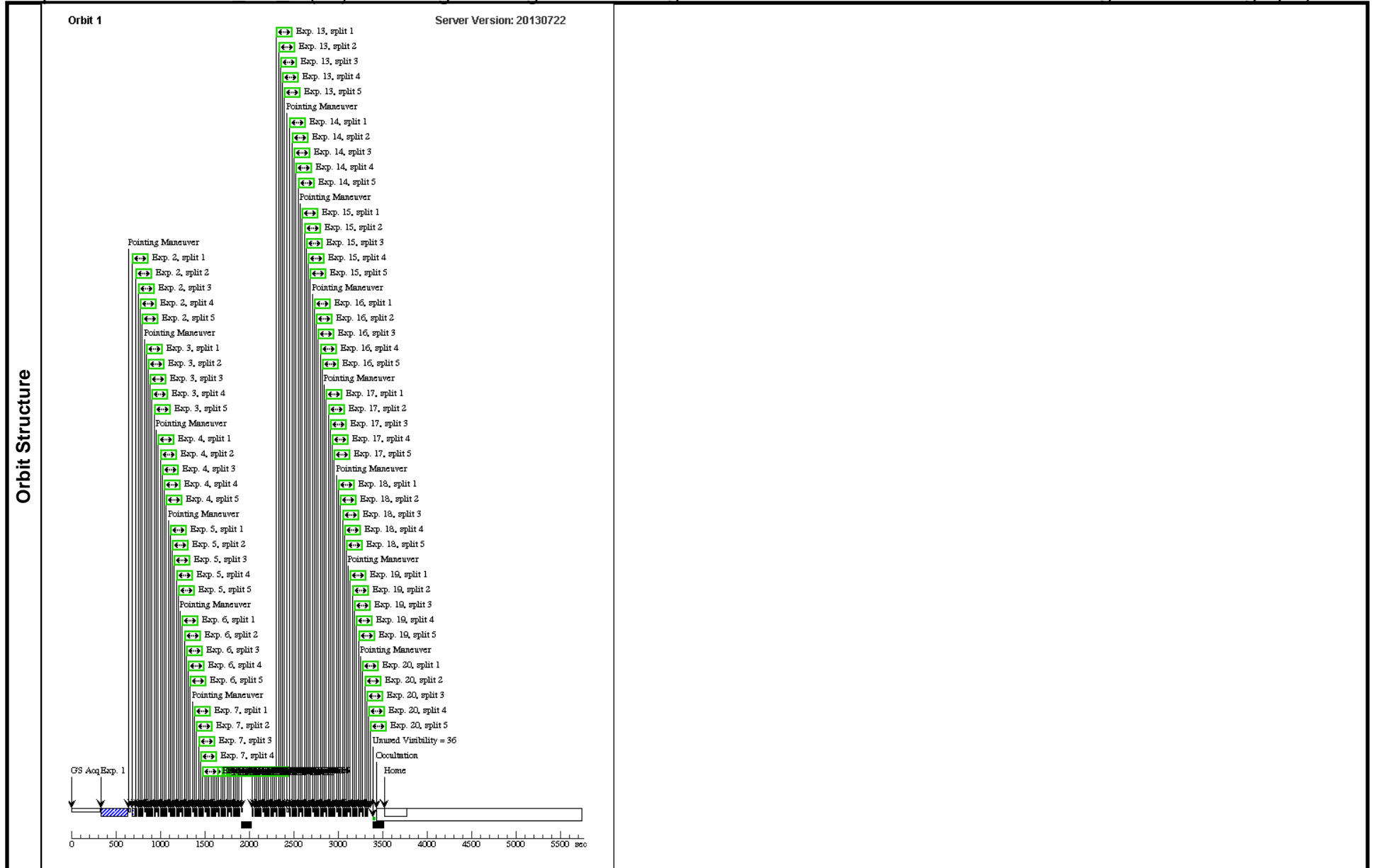
Exposures

Proposal 12923 - Beta Pic 1 (01) - Pointing the Finger: Calibrating the Hidden Features of STIS and Enabling New Coronagraphy at ...

8	Beta_Pic_1_ (1) BETA-PIC BAR10R_0	STIS/CCD, ACCUM, BAR10	MIRROR	CR-SPLIT=5; GAIN=4; SIZEAXIS2=100; CENTERAXIS2=82 0	POS TARG 1.33805, -1.30016	0.5 Secs (0.5 Secs) [==>(Split 1)] [==>(Split 2)] [==>(Split 3)] [==>(Split 4)] [==>(Split 5)]	[1]
9	Beta_Pic_1_ (1) BETA-PIC BAR10R_1	STIS/CCD, ACCUM, BAR10	MIRROR	CR-SPLIT=5; GAIN=4; SIZEAXIS2=100; CENTERAXIS2=82 0	POS TARG 1.32744, -1.28955	0.5 Secs (0.5 Secs) [==>(Split 1)] [==>(Split 2)] [==>(Split 3)] [==>(Split 4)] [==>(Split 5)]	[1]
10	Beta_Pic_1_ (1) BETA-PIC BAR10R_2	STIS/CCD, ACCUM, BAR10	MIRROR	CR-SPLIT=5; GAIN=4; SIZEAXIS2=100; CENTERAXIS2=82 0	POS TARG 1.31683, -1.27894	0.5 Secs (0.5 Secs) [==>(Split 1)] [==>(Split 2)] [==>(Split 3)] [==>(Split 4)] [==>(Split 5)]	[1]
11	Beta_Pic_1_ (1) BETA-PIC BAR10R_3	STIS/CCD, ACCUM, BAR10	MIRROR	CR-SPLIT=5; GAIN=4; SIZEAXIS2=100; CENTERAXIS2=82 0	POS TARG 1.30623, -1.26834	0.5 Secs (0.5 Secs) [==>(Split 1)] [==>(Split 2)] [==>(Split 3)] [==>(Split 4)] [==>(Split 5)]	[1]
12	Beta_Pic_1_ (1) BETA-PIC BAR10R_4	STIS/CCD, ACCUM, BAR10	MIRROR	CR-SPLIT=5; GAIN=4; SIZEAXIS2=100; CENTERAXIS2=82 0	POS TARG 1.29562, -1.25773	0.5 Secs (0.5 Secs) [==>(Split 1)] [==>(Split 2)] [==>(Split 3)] [==>(Split 4)] [==>(Split 5)]	[1]
13	Beta_Pic_1_ (1) BETA-PIC BAR10R_5	STIS/CCD, ACCUM, BAR10	MIRROR	CR-SPLIT=5; GAIN=4; SIZEAXIS2=100; CENTERAXIS2=82 0	POS TARG 1.28501, -1.24712	0.5 Secs (0.5 Secs) [==>(Split 1)] [==>(Split 2)] [==>(Split 3)] [==>(Split 4)] [==>(Split 5)]	[1]
14	Beta_Pic_1_ (1) BETA-PIC Finger_1	STIS/CCD, ACCUM, BAR10	MIRROR	CR-SPLIT=5; GAIN=4; SIZEAXIS2=100; CENTERAXIS2=70 0	POS TARG 17.4769 9,-7.46566	0.5 Secs (0.5 Secs) [==>(Split 1)] [==>(Split 2)] [==>(Split 3)] [==>(Split 4)] [==>(Split 5)]	[1]

Proposal 12923 - Beta Pic 1 (01) - Pointing the Finger: Calibrating the Hidden Features of STIS and Enabling New Coronagraphy at ...

15	Beta_Pic_1_ (1) BETA-PIC Finger_2	STIS/CCD, ACCUM, BAR10	MIRROR	CR-SPLIT=5; GAIN=4; SIZEAXIS2=100; CENTERAXIS2=70 0	POS TARG 17.4799 3,-7.45095	0.5 Secs (0.5 Secs) [==>(Split 1)] [==>(Split 2)] [==>(Split 3)] [==>(Split 4)] [==>(Split 5)]	[1]
16	Beta_Pic_1_ (1) BETA-PIC Finger_3	STIS/CCD, ACCUM, BAR10	MIRROR	CR-SPLIT=5; GAIN=4; SIZEAXIS2=100; CENTERAXIS2=70 0	POS TARG 17.4828 6,-7.43624	0.5 Secs (0.5 Secs) [==>(Split 1)] [==>(Split 2)] [==>(Split 3)] [==>(Split 4)] [==>(Split 5)]	[1]
17	Beta_Pic_1_ (1) BETA-PIC Finger_4	STIS/CCD, ACCUM, BAR10	MIRROR	CR-SPLIT=5; GAIN=4; SIZEAXIS2=100; CENTERAXIS2=70 0	POS TARG 17.4857 9,-7.42153	0.5 Secs (0.5 Secs) [==>(Split 1)] [==>(Split 2)] [==>(Split 3)] [==>(Split 4)] [==>(Split 5)]	[1]
18	Beta_Pic_1_ (1) BETA-PIC Finger_5	STIS/CCD, ACCUM, BAR10	MIRROR	CR-SPLIT=5; GAIN=4; SIZEAXIS2=100; CENTERAXIS2=70 0	POS TARG 17.4887 3,-7.40682	0.5 Secs (0.5 Secs) [==>(Split 1)] [==>(Split 2)] [==>(Split 3)] [==>(Split 4)] [==>(Split 5)]	[1]
19	Beta_Pic_1_ (1) BETA-PIC Finger_6	STIS/CCD, ACCUM, BAR10	MIRROR	CR-SPLIT=5; GAIN=4; SIZEAXIS2=100; CENTERAXIS2=70 0	POS TARG 17.4916 6,-7.39211	0.5 Secs (0.5 Secs) [==>(Split 1)] [==>(Split 2)] [==>(Split 3)] [==>(Split 4)] [==>(Split 5)]	[1]
20	Beta_Pic_1_ (1) BETA-PIC Finger_7	STIS/CCD, ACCUM, BAR10	MIRROR	CR-SPLIT=5; GAIN=4; SIZEAXIS2=100; CENTERAXIS2=70 0	POS TARG 17.4946 0,-7.37740	0.5 Secs (0.5 Secs) [==>(Split 1)] [==>(Split 2)] [==>(Split 3)] [==>(Split 4)] [==>(Split 5)]	[1]



Proposal 12923 - Beta Pic PSF (02) - Pointing the Finger: Calibrating the Hidden Features of STIS and Enabling New Coronagraphy ...

<b>Visit</b>	<b>Proposal 12923, Beta_Pic_PSF (02), implementation</b> <span style="float: right;">Tue Aug 20 01:08:03 GMT 2013</span> <b>Diagnostic Status: No Diagnostics</b> Scientific Instruments: STIS/CCD Special Requirements: PCS MODE FINE; GUID TOL 0.005"; GYRO MODE 3GOBAD; AFTER 01 BY 0.5 Orbits TO 1.5 Orbits					
	<b>Fixed Targets</b>	<b>#</b>	<b>Name</b>	<b>Target Coordinates</b>	<b>Targ. Coord. Corrections</b>	<b>Fluxes</b>
(3)		BETA-PIC-PSF Alt Name1: DELTA-DOR Alt Name2: HD39014	RA: 05 44 46.3781 (86.1932421d) Dec: -65 44 7.90 (-65.73553d) Equinox: J2000	Proper Motion RA: -28.91 mas/yr Proper Motion Dec: 5.17 mas/yr Parallax: 0.0218" Epoch of Position: 2000 Radial Velocity: -3 km/sec	V=4.35 B-Magnitude=4.56	Reference Frame: ICRS
<i>Comments: This object was generated by the targetselector and retrieved from the SIMBAD database.</i>						

Proposal 12923 - Beta Pic PSF (02) - Pointing the Finger: Calibrating the Hidden Features of STIS and Enabling New Coronagraphy ...

#	Label (ETC Run)	Target	Config,Mode,Aperture	Spectral Els.	Opt. Params.	Special Reqs.	Groups	Exp. Time (Total)/[Actual Dur.]	Orbit
1	BETA_PIC_PSF_ACQ (406191)	(3) BETA-PIC-PSF	STIS/CCD, ACQ, F25ND5	MIRROR	ACQTYPE=POINT	GS ACQ SCENARI O BASE1BN3		5.0 Secs (5 Secs) [==>]	[1]
<i>Comments: SNR = 100, V=4.35, Sp=A7V, Exptime rounded to nearest 0.1 second.</i>									
2	Beta_Pic_PSF_BAR10_L_0	(3) BETA-PIC-PSF	STIS/CCD, ACCUM, BAR10	MIRROR	CR-SPLIT=5; GAIN=4; SIZEAXIS2=100; CENTERAXIS2=82 0	POS TARG -1.2327 0,-1.30535		0.5 Secs (0.5 Secs) [==>(Split 1)] [==>(Split 2)] [==>(Split 3)] [==>(Split 4)] [==>(Split 5)]	[1]
3	Beta_Pic_PSF_BAR10_L_1	(3) BETA-PIC-PSF	STIS/CCD, ACCUM, BAR10	MIRROR	CR-SPLIT=5; GAIN=4; SIZEAXIS2=100; CENTERAXIS2=82 0	POS TARG -1.2220 9,-1.29474		0.5 Secs (0.5 Secs) [==>(Split 1)] [==>(Split 2)] [==>(Split 3)] [==>(Split 4)] [==>(Split 5)]	[1]
4	Beta_Pic_PSF_BAR10_L_2	(3) BETA-PIC-PSF	STIS/CCD, ACCUM, BAR10	MIRROR	CR-SPLIT=5; GAIN=4; SIZEAXIS2=100; CENTERAXIS2=82 0	POS TARG -1.2114 8,-1.28414		0.5 Secs (0.5 Secs) [==>(Split 1)] [==>(Split 2)] [==>(Split 3)] [==>(Split 4)] [==>(Split 5)]	[1]
5	Beta_Pic_PSF_BAR10_L_3	(3) BETA-PIC-PSF	STIS/CCD, ACCUM, BAR10	MIRROR	CR-SPLIT=5; GAIN=4; SIZEAXIS2=100; CENTERAXIS2=82 0	POS TARG -1.2008 8,-1.27353		0.5 Secs (0.5 Secs) [==>(Split 1)] [==>(Split 2)] [==>(Split 3)] [==>(Split 4)] [==>(Split 5)]	[1]
6	Beta_Pic_PSF_BAR10_L_4	(3) BETA-PIC-PSF	STIS/CCD, ACCUM, BAR10	MIRROR	CR-SPLIT=5; GAIN=4; SIZEAXIS2=100; CENTERAXIS2=82 0	POS TARG -1.1902 7,-1.26292		0.5 Secs (0.5 Secs) [==>(Split 1)] [==>(Split 2)] [==>(Split 3)] [==>(Split 4)] [==>(Split 5)]	[1]
7	Beta_Pic_PSF_BAR10_L_5	(3) BETA-PIC-PSF	STIS/CCD, ACCUM, BAR10	MIRROR	CR-SPLIT=5; GAIN=4; SIZEAXIS2=100; CENTERAXIS2=82 0	POS TARG -1.1796 6,-1.25232		0.5 Secs (0.5 Secs) [==>(Split 1)] [==>(Split 2)] [==>(Split 3)] [==>(Split 4)] [==>(Split 5)]	[1]

Exposures

Proposal 12923 - Beta Pic PSF (02) - Pointing the Finger: Calibrating the Hidden Features of STIS and Enabling New Coronagraphy ...

8	Beta_Pic_P SF_BAR10 R_0	(3) BETA-PIC-PSF	STIS/CCD, ACCUM, BAR10	MIRROR	CR-SPLIT=5; GAIN=4; SIZEAXIS2=100; CENTERAXIS2=82 0	POS TARG 1.33805, -1.30016	0.5 Secs (0.5 Secs) [==>(Split 1)] [==>(Split 2)] [==>(Split 3)] [==>(Split 4)] [==>(Split 5)]	[1]
9	Beta_Pic_P SF_BAR10 R_1	(3) BETA-PIC-PSF	STIS/CCD, ACCUM, BAR10	MIRROR	CR-SPLIT=5; GAIN=4; SIZEAXIS2=100; CENTERAXIS2=82 0	POS TARG 1.32744, -1.28955	0.5 Secs (0.5 Secs) [==>(Split 1)] [==>(Split 2)] [==>(Split 3)] [==>(Split 4)] [==>(Split 5)]	[1]
10	Beta_Pic_P SF_BAR10 R_2	(3) BETA-PIC-PSF	STIS/CCD, ACCUM, BAR10	MIRROR	CR-SPLIT=5; GAIN=4; SIZEAXIS2=100; CENTERAXIS2=82 0	POS TARG 1.31683, -1.27894	0.5 Secs (0.5 Secs) [==>(Split 1)] [==>(Split 2)] [==>(Split 3)] [==>(Split 4)] [==>(Split 5)]	[1]
11	Beta_Pic_P SF_BAR10 R_3	(3) BETA-PIC-PSF	STIS/CCD, ACCUM, BAR10	MIRROR	CR-SPLIT=5; GAIN=4; SIZEAXIS2=100; CENTERAXIS2=82 0	POS TARG 1.30623, -1.26834	0.5 Secs (0.5 Secs) [==>(Split 1)] [==>(Split 2)] [==>(Split 3)] [==>(Split 4)] [==>(Split 5)]	[1]
12	Beta_Pic_P SF_BAR10 R_4	(3) BETA-PIC-PSF	STIS/CCD, ACCUM, BAR10	MIRROR	CR-SPLIT=5; GAIN=4; SIZEAXIS2=100; CENTERAXIS2=82 0	POS TARG 1.29562, -1.25773	0.5 Secs (0.5 Secs) [==>(Split 1)] [==>(Split 2)] [==>(Split 3)] [==>(Split 4)] [==>(Split 5)]	[1]
13	Beta_Pic_P SF_BAR10 R_5	(3) BETA-PIC-PSF	STIS/CCD, ACCUM, BAR10	MIRROR	CR-SPLIT=5; GAIN=4; SIZEAXIS2=100; CENTERAXIS2=82 0	POS TARG 1.28501, -1.24712	0.5 Secs (0.5 Secs) [==>(Split 1)] [==>(Split 2)] [==>(Split 3)] [==>(Split 4)] [==>(Split 5)]	[1]
14	Beta_Pic_P SF_Finger_ 1	(3) BETA-PIC-PSF	STIS/CCD, ACCUM, BAR10	MIRROR	CR-SPLIT=5; GAIN=4; SIZEAXIS2=100; CENTERAXIS2=70 0	POS TARG 17.4769 9,-7.46566	0.5 Secs (0.5 Secs) [==>(Split 1)] [==>(Split 2)] [==>(Split 3)] [==>(Split 4)] [==>(Split 5)]	[1]

Proposal 12923 - Beta Pic PSF (02) - Pointing the Finger: Calibrating the Hidden Features of STIS and Enabling New Coronagraphy ...

15	Beta_Pic_P SF_Finger_2	(3) BETA-PIC-PSF	STIS/CCD, ACCUM, BAR10	MIRROR	CR-SPLIT=5; GAIN=4; SIZEAXIS2=100; CENTERAXIS2=70 0	POS TARG 17.4799 3,-7.45095	0.5 Secs (0.5 Secs) [==>(Split 1)] [==>(Split 2)] [==>(Split 3)] [==>(Split 4)] [==>(Split 5)]	[1]
16	Beta_Pic_P SF_Finger_3	(3) BETA-PIC-PSF	STIS/CCD, ACCUM, BAR10	MIRROR	CR-SPLIT=5; GAIN=4; SIZEAXIS2=100; CENTERAXIS2=70 0	POS TARG 17.4828 6,-7.43624	0.5 Secs (0.5 Secs) [==>(Split 1)] [==>(Split 2)] [==>(Split 3)] [==>(Split 4)] [==>(Split 5)]	[1]
17	Beta_Pic_P SF_Finger_4	(3) BETA-PIC-PSF	STIS/CCD, ACCUM, BAR10	MIRROR	CR-SPLIT=5; GAIN=4; SIZEAXIS2=100; CENTERAXIS2=70 0	POS TARG 17.4857 9,-7.42153	0.5 Secs (0.5 Secs) [==>(Split 1)] [==>(Split 2)] [==>(Split 3)] [==>(Split 4)] [==>(Split 5)]	[1]
18	Beta_Pic_P SF_Finger_5	(3) BETA-PIC-PSF	STIS/CCD, ACCUM, BAR10	MIRROR	CR-SPLIT=5; GAIN=4; SIZEAXIS2=100; CENTERAXIS2=70 0	POS TARG 17.4887 3,-7.40682	0.5 Secs (0.5 Secs) [==>(Split 1)] [==>(Split 2)] [==>(Split 3)] [==>(Split 4)] [==>(Split 5)]	[1]
19	Beta_Pic_P SF_Finger_6	(3) BETA-PIC-PSF	STIS/CCD, ACCUM, BAR10	MIRROR	CR-SPLIT=5; GAIN=4; SIZEAXIS2=100; CENTERAXIS2=70 0	POS TARG 17.4916 6,-7.39211	0.5 Secs (0.5 Secs) [==>(Split 1)] [==>(Split 2)] [==>(Split 3)] [==>(Split 4)] [==>(Split 5)]	[1]
20	Beta_Pic_P SF_Finger_7	(3) BETA-PIC-PSF	STIS/CCD, ACCUM, BAR10	MIRROR	CR-SPLIT=5; GAIN=4; SIZEAXIS2=100; CENTERAXIS2=70 0	POS TARG 17.4946 0,-7.37740	0.5 Secs (0.5 Secs) [==>(Split 1)] [==>(Split 2)] [==>(Split 3)] [==>(Split 4)] [==>(Split 5)]	[1]



Proposal 12923 - Beta Pic 2 (03) - Pointing the Finger: Calibrating the Hidden Features of STIS and Enabling New Coronagraphy at ...

<b>Visit</b>	<b>Proposal 12923, Beta_Pic_2 (03), implementation</b> <span style="float: right;">Tue Aug 20 01:08:06 GMT 2013</span> <b>Diagnostic Status: No Diagnostics</b> Scientific Instruments: STIS/CCD Special Requirements: PCS MODE FINE; GUID TOL 0.005"; GYRO MODE 3GOBAD; ORIENT 30D TO 37D FROM 01; AFTER 02 BY 0.5 Orbits TO 1.5 Orbits <i>Comments: Ideal absolute orientation at 272.55 (or rotate by 180)</i>					
	<b>Fixed Targets</b>	<b>#</b>	<b>Name</b>	<b>Target Coordinates</b>	<b>Targ. Coord. Corrections</b>	<b>Fluxes</b>
(1)		BETA-PIC Alt Name1: HD39060 Alt Name2: HIP27321	RA: 05 47 17.0877 (86.8211988d) Dec: -51 03 59.44 (-51.06651d) Equinox: J2000	Proper Motion RA: 4.65 mas/yr Proper Motion Dec: 83.10 mas/yr Parallax: 0.05144" Epoch of Position: 2000 Radial Velocity: 20 km/sec	V=3.861 B-Magnitude 4.029	Reference Frame: ICRS
<i>Comments: This object was generated by the targetselector and retrieved from the SIMBAD database.</i> Spec: A6V						

Proposal 12923 - Beta Pic 2 (03) - Pointing the Finger: Calibrating the Hidden Features of STIS and Enabling New Coronagraphy at ...

#	Label (ETC Run)	Target	Config,Mode,Aperture	Spectral Els.	Opt. Params.	Special Reqs.	Groups	Exp. Time (Total)/[Actual Dur.]	Orbit
1	BETA_PIC_ ACQ (406022)	(1) BETA-PIC	STIS/CCD, ACQ, F25ND5	MIRROR	ACQTYPE=POINT	GS ACQ SCENARI O BASE1BN3		3.2 Secs (3.2 Secs) [==>]	[1]
<i>Comments: SNR = 100, V=3.86, Sp=A5V, Exptime rounded to nearest 0.1 second.</i>									
2	Beta_Pic_2_ BAR10L_0	(1) BETA-PIC	STIS/CCD, ACCUM, BAR10	MIRROR	CR-SPLIT=5; GAIN=4; SIZEAXIS2=100; CENTERAXIS2=82 0	POS TARG -1.2327 0,-1.30535		0.5 Secs (0.5 Secs) [==>(Split 1)] [==>(Split 2)] [==>(Split 3)] [==>(Split 4)] [==>(Split 5)]	[1]
3	Beta_Pic_2_ BAR10L_1	(1) BETA-PIC	STIS/CCD, ACCUM, BAR10	MIRROR	CR-SPLIT=5; GAIN=4; SIZEAXIS2=100; CENTERAXIS2=82 0	POS TARG -1.2220 9,-1.29474		0.5 Secs (0.5 Secs) [==>(Split 1)] [==>(Split 2)] [==>(Split 3)] [==>(Split 4)] [==>(Split 5)]	[1]
4	Beta_Pic_2_ BAR10L_2	(1) BETA-PIC	STIS/CCD, ACCUM, BAR10	MIRROR	CR-SPLIT=5; GAIN=4; SIZEAXIS2=100; CENTERAXIS2=82 0	POS TARG -1.2114 8,-1.28414		0.5 Secs (0.5 Secs) [==>(Split 1)] [==>(Split 2)] [==>(Split 3)] [==>(Split 4)] [==>(Split 5)]	[1]
5	Beta_Pic_2_ BAR10L_3	(1) BETA-PIC	STIS/CCD, ACCUM, BAR10	MIRROR	CR-SPLIT=5; GAIN=4; SIZEAXIS2=100; CENTERAXIS2=82 0	POS TARG -1.2008 8,-1.27353		0.5 Secs (0.5 Secs) [==>(Split 1)] [==>(Split 2)] [==>(Split 3)] [==>(Split 4)] [==>(Split 5)]	[1]
6	Beta_Pic_2_ BAR10L_4	(1) BETA-PIC	STIS/CCD, ACCUM, BAR10	MIRROR	CR-SPLIT=5; GAIN=4; SIZEAXIS2=100; CENTERAXIS2=82 0	POS TARG -1.1902 7,-1.26292		0.5 Secs (0.5 Secs) [==>(Split 1)] [==>(Split 2)] [==>(Split 3)] [==>(Split 4)] [==>(Split 5)]	[1]
7	Beta_Pic_2_ BAR10L_5	(1) BETA-PIC	STIS/CCD, ACCUM, BAR10	MIRROR	CR-SPLIT=5; GAIN=4; SIZEAXIS2=100; CENTERAXIS2=82 0	POS TARG -1.1796 6,-1.25232		0.5 Secs (0.5 Secs) [==>(Split 1)] [==>(Split 2)] [==>(Split 3)] [==>(Split 4)] [==>(Split 5)]	[1]

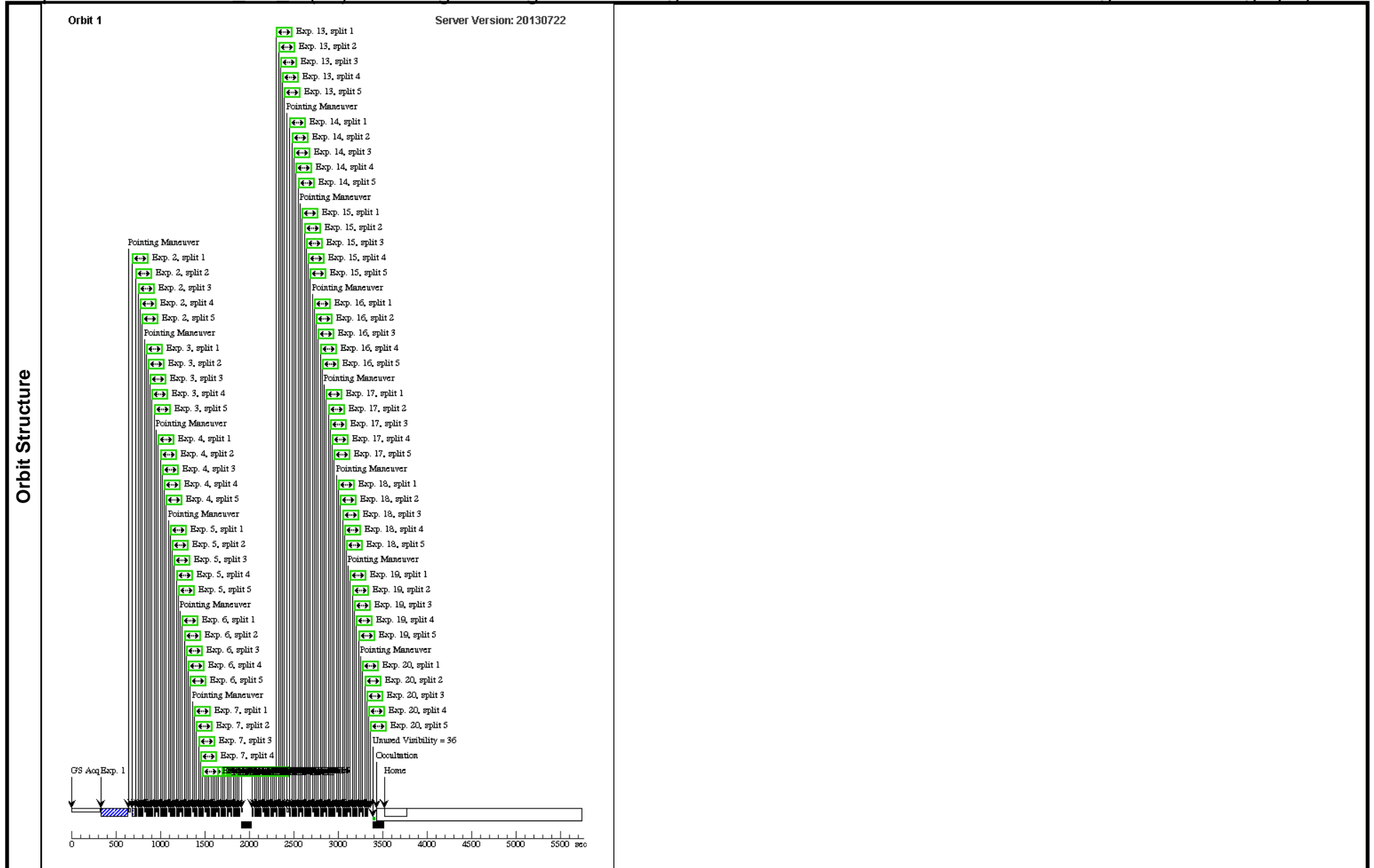
Exposures

Proposal 12923 - Beta Pic 2 (03) - Pointing the Finger: Calibrating the Hidden Features of STIS and Enabling New Coronagraphy at ...

8	Beta_Pic_2_ (1) BETA-PIC BAR10R_0	STIS/CCD, ACCUM, BAR10	MIRROR	CR-SPLIT=5; GAIN=4; SIZEAXIS2=100; CENTERAXIS2=82 0	POS TARG 1.33805, -1.30016	0.5 Secs (0.5 Secs) [==>(Split 1)] [==>(Split 2)] [==>(Split 3)] [==>(Split 4)] [==>(Split 5)]	[1]
9	Beta_Pic_2_ (1) BETA-PIC BAR10R_1	STIS/CCD, ACCUM, BAR10	MIRROR	CR-SPLIT=5; GAIN=4; SIZEAXIS2=100; CENTERAXIS2=82 0	POS TARG 1.32744, -1.28955	0.5 Secs (0.5 Secs) [==>(Split 1)] [==>(Split 2)] [==>(Split 3)] [==>(Split 4)] [==>(Split 5)]	[1]
10	Beta_Pic_2_ (1) BETA-PIC BAR10R_2	STIS/CCD, ACCUM, BAR10	MIRROR	CR-SPLIT=5; GAIN=4; SIZEAXIS2=100; CENTERAXIS2=82 0	POS TARG 1.31683, -1.27894	0.5 Secs (0.5 Secs) [==>(Split 1)] [==>(Split 2)] [==>(Split 3)] [==>(Split 4)] [==>(Split 5)]	[1]
11	Beta_Pic_2_ (1) BETA-PIC BAR10R_3	STIS/CCD, ACCUM, BAR10	MIRROR	CR-SPLIT=5; GAIN=4; SIZEAXIS2=100; CENTERAXIS2=82 0	POS TARG 1.30623, -1.26834	0.5 Secs (0.5 Secs) [==>(Split 1)] [==>(Split 2)] [==>(Split 3)] [==>(Split 4)] [==>(Split 5)]	[1]
12	Beta_Pic_2_ (1) BETA-PIC BAR10R_4	STIS/CCD, ACCUM, BAR10	MIRROR	CR-SPLIT=5; GAIN=4; SIZEAXIS2=100; CENTERAXIS2=82 0	POS TARG 1.29562, -1.25773	0.5 Secs (0.5 Secs) [==>(Split 1)] [==>(Split 2)] [==>(Split 3)] [==>(Split 4)] [==>(Split 5)]	[1]
13	Beta_Pic_2_ (1) BETA-PIC BAR10R_5	STIS/CCD, ACCUM, BAR10	MIRROR	CR-SPLIT=5; GAIN=4; SIZEAXIS2=100; CENTERAXIS2=82 0	POS TARG 1.28501, -1.24712	0.5 Secs (0.5 Secs) [==>(Split 1)] [==>(Split 2)] [==>(Split 3)] [==>(Split 4)] [==>(Split 5)]	[1]
14	Beta_Pic_2_ (1) BETA-PIC Finger_1	STIS/CCD, ACCUM, BAR10	MIRROR	CR-SPLIT=5; GAIN=4; SIZEAXIS2=100; CENTERAXIS2=70 0	POS TARG 17.4769 9,-7.46566	0.5 Secs (0.5 Secs) [==>(Split 1)] [==>(Split 2)] [==>(Split 3)] [==>(Split 4)] [==>(Split 5)]	[1]

Proposal 12923 - Beta Pic 2 (03) - Pointing the Finger: Calibrating the Hidden Features of STIS and Enabling New Coronagraphy at ...

15	Beta_Pic_2_ (1) BETA-PIC Finger_2	STIS/CCD, ACCUM, BAR10	MIRROR	CR-SPLIT=5; GAIN=4; SIZEAXIS2=100; CENTERAXIS2=70 0	POS TARG 17.4799 3,-7.45095	0.5 Secs (0.5 Secs) [==>(Split 1)] [==>(Split 2)] [==>(Split 3)] [==>(Split 4)] [==>(Split 5)]	[1]
16	Beta_Pic_2_ (1) BETA-PIC Finger_3	STIS/CCD, ACCUM, BAR10	MIRROR	CR-SPLIT=5; GAIN=4; SIZEAXIS2=100; CENTERAXIS2=70 0	POS TARG 17.4828 6,-7.43624	0.5 Secs (0.5 Secs) [==>(Split 1)] [==>(Split 2)] [==>(Split 3)] [==>(Split 4)] [==>(Split 5)]	[1]
17	Beta_Pic_2_ (1) BETA-PIC Finger_4	STIS/CCD, ACCUM, BAR10	MIRROR	CR-SPLIT=5; GAIN=4; SIZEAXIS2=100; CENTERAXIS2=70 0	POS TARG 17.4857 9,-7.42153	0.5 Secs (0.5 Secs) [==>(Split 1)] [==>(Split 2)] [==>(Split 3)] [==>(Split 4)] [==>(Split 5)]	[1]
18	Beta_Pic_2_ (1) BETA-PIC Finger_5	STIS/CCD, ACCUM, BAR10	MIRROR	CR-SPLIT=5; GAIN=4; SIZEAXIS2=100; CENTERAXIS2=70 0	POS TARG 17.4887 3,-7.40682	0.5 Secs (0.5 Secs) [==>(Split 1)] [==>(Split 2)] [==>(Split 3)] [==>(Split 4)] [==>(Split 5)]	[1]
19	Beta_Pic_2_ (1) BETA-PIC Finger_6	STIS/CCD, ACCUM, BAR10	MIRROR	CR-SPLIT=5; GAIN=4; SIZEAXIS2=100; CENTERAXIS2=70 0	POS TARG 17.4916 6,-7.39211	0.5 Secs (0.5 Secs) [==>(Split 1)] [==>(Split 2)] [==>(Split 3)] [==>(Split 4)] [==>(Split 5)]	[1]
20	Beta_Pic_2_ (1) BETA-PIC Finger_7	STIS/CCD, ACCUM, BAR10	MIRROR	CR-SPLIT=5; GAIN=4; SIZEAXIS2=100; CENTERAXIS2=70 0	POS TARG 17.4946 0,-7.37740	0.5 Secs (0.5 Secs) [==>(Split 1)] [==>(Split 2)] [==>(Split 3)] [==>(Split 4)] [==>(Split 5)]	[1]



<b>Visit</b>	<b>Proposal 12923, AU_Mic_1 (04), completed</b> <span style="float: right;">Tue Aug 20 01:08:08 GMT 2013</span> <b>Diagnostic Status: No Diagnostics</b> Scientific Instruments: STIS/CCD Special Requirements: PCS MODE FINE; GUID TOL 0.005"; GYRO MODE 3GOBAD; ORIENT 335D TO 345 D					
	<b>Fixed Targets</b>	<b>#</b>	<b>Name</b>	<b>Target Coordinates</b>	<b>Targ. Coord. Corrections</b>	<b>Fluxes</b>
(2)		AU-MIC Alt Name1: HD197481 Alt Name2: HIP102409	RA: 20 45 9.5315 (311.2897146d) Dec: -31 20 27.24 (-31.34090d) Equinox: J2000	Proper Motion RA: 279.96 mas/yr Proper Motion Dec: -360.61 mas/yr Parallax: 0.10091" Epoch of Position: 2000 Radial Velocity: 1.2 km/sec	V=8.61 B-Magnitude=10.05	Reference Frame: ICRS
<i>Comments: This object was generated by the targetselector and retrieved from the SIMBAD database.</i>						

Proposal 12923 - AU Mic 1 (04) - Pointing the Finger: Calibrating the Hidden Features of STIS and Enabling New Coronagraphy at S...

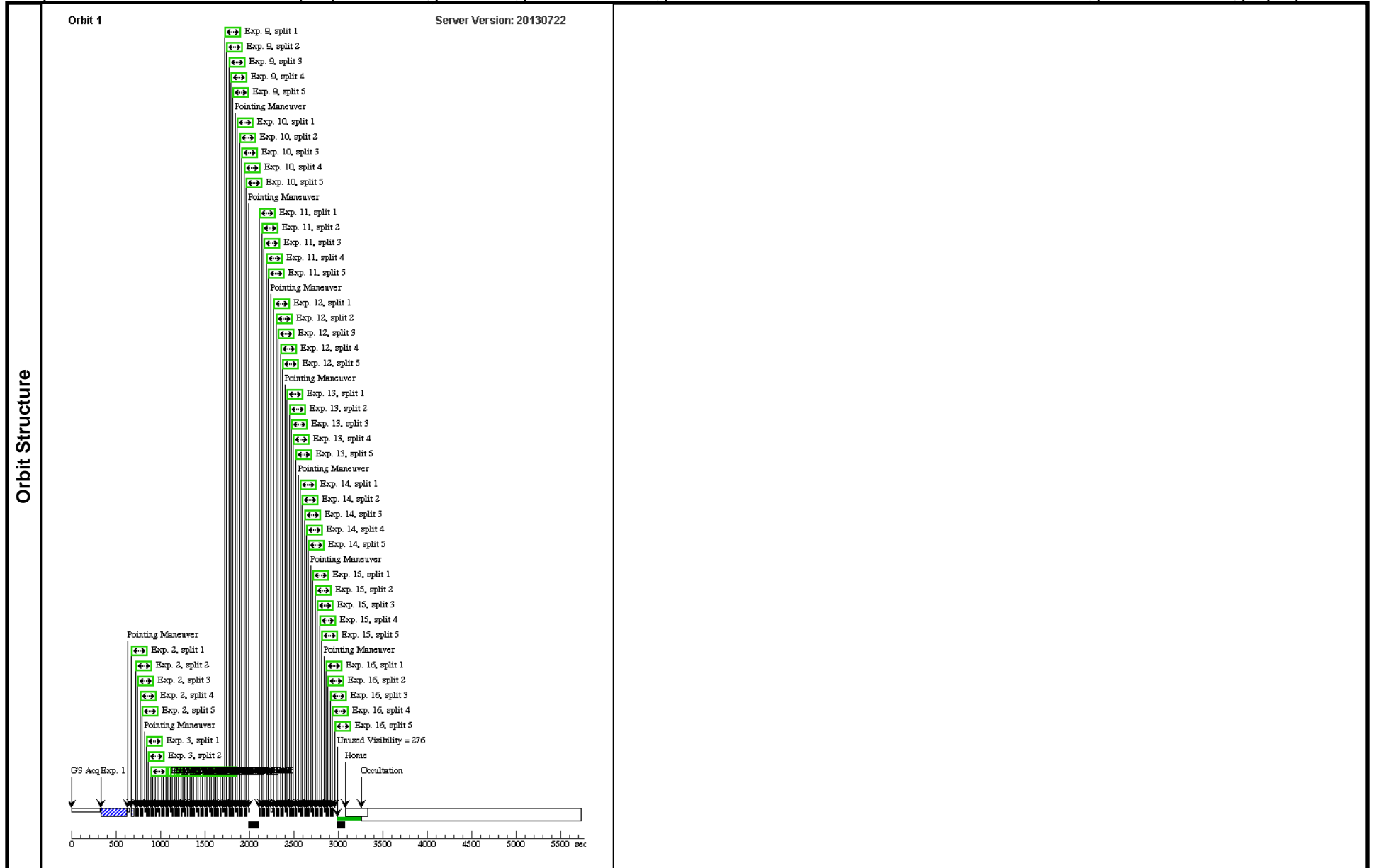
#	Label (ETC Run)	Target	Config,Mode,Aperture	Spectral Els.	Opt. Params.	Special Reqs.	Groups	Exp. Time (Total)/[Actual Dur.]	Orbit	
Exposures	1	AU_Mic_A CQ (406202)	(2) AU-MIC	STIS/CCD, ACQ, F25ND3	MIRROR	ACQTYPE=POINT		0.6 Secs (0.6 Secs) [==>]	[1]	
	<i>Comments: SNR = 100, V=8.61, Sp=MOV, Exptime rounded to nearest 0.1 second.</i>									
	2	AU_Mic_1_ BAR10L_1	(2) AU-MIC	STIS/CCD, ACCUM, BAR10	MIRROR	CR-SPLIT=5; GAIN=4; SIZEAXIS2=100; CENTERAXIS2=84 0	POS TARG -1.2877 0,-1.40550		11.5 Secs (11.5 Secs) [==>(Split 1)] [==>(Split 2)] [==>(Split 3)] [==>(Split 4)] [==>(Split 5)]	[1]
	3	AU_Mic_1_ BAR10L_2	(2) AU-MIC	STIS/CCD, ACCUM, BAR10	MIRROR	CR-SPLIT=5; GAIN=4; SIZEAXIS2=100; CENTERAXIS2=84 0	POS TARG -1.2700 2,-1.38782		11.5 Secs (11.5 Secs) [==>(Split 1)] [==>(Split 2)] [==>(Split 3)] [==>(Split 4)] [==>(Split 5)]	[1]
	4	AU_Mic_1_ BAR10L_3	(2) AU-MIC	STIS/CCD, ACCUM, BAR10	MIRROR	CR-SPLIT=5; GAIN=4; SIZEAXIS2=100; CENTERAXIS2=84 0	POS TARG -1.2523 4,-1.37014		11.5 Secs (11.5 Secs) [==>(Split 1)] [==>(Split 2)] [==>(Split 3)] [==>(Split 4)] [==>(Split 5)]	[1]
	5	AU_Mic_1_ BAR10L_4	(2) AU-MIC	STIS/CCD, ACCUM, BAR10	MIRROR	CR-SPLIT=5; GAIN=4; SIZEAXIS2=100; CENTERAXIS2=84 0	POS TARG -1.2169 9,-1.33479		11.5 Secs (11.5 Secs) [==>(Split 1)] [==>(Split 2)] [==>(Split 3)] [==>(Split 4)] [==>(Split 5)]	[1]
	6	AU_Mic_1_ BAR10L_5	(2) AU-MIC	STIS/CCD, ACCUM, BAR10	MIRROR	CR-SPLIT=5; GAIN=4; SIZEAXIS2=100; CENTERAXIS2=84 0	POS TARG -1.1816 3,-1.29943		11.5 Secs (11.5 Secs) [==>(Split 1)] [==>(Split 2)] [==>(Split 3)] [==>(Split 4)] [==>(Split 5)]	[1]
7	AU_Mic_1_ BAR10R_1	(2) AU-MIC	STIS/CCD, ACCUM, BAR10	MIRROR	CR-SPLIT=5; GAIN=4; SIZEAXIS2=100; CENTERAXIS2=84 0	POS TARG 1.38744, -1.40205		11.5 Secs (11.5 Secs) [==>(Split 1)] [==>(Split 2)] [==>(Split 3)] [==>(Split 4)] [==>(Split 5)]	[1]	

Proposal 12923 - AU Mic 1 (04) - Pointing the Finger: Calibrating the Hidden Features of STIS and Enabling New Coronagraphy at S...

8	AU_Mic_1_ (2) AU-MIC BAR10R_2	STIS/CCD, ACCUM, BAR10	MIRROR	CR-SPLIT=5; GAIN=4; SIZEAXIS2=100; CENTERAXIS2=84 0	POS TARG 1.36977, -1.38437	11.5 Secs (11.5 Secs) [==>(Split 1)] [==>(Split 2)] [==>(Split 3)] [==>(Split 4)] [==>(Split 5)]	[1]
9	AU_Mic_1_ (2) AU-MIC BAR10R_3	STIS/CCD, ACCUM, BAR10	MIRROR	CR-SPLIT=5; GAIN=4; SIZEAXIS2=100; CENTERAXIS2=84 0	POS TARG 1.35209, -1.36669	11.5 Secs (11.5 Secs) [==>(Split 1)] [==>(Split 2)] [==>(Split 3)] [==>(Split 4)] [==>(Split 5)]	[1]
10	AU_Mic_1_ (2) AU-MIC BAR10R_4	STIS/CCD, ACCUM, BAR10	MIRROR	CR-SPLIT=5; GAIN=4; SIZEAXIS2=100; CENTERAXIS2=84 0	POS TARG 1.31673, -1.33134	11.5 Secs (11.5 Secs) [==>(Split 1)] [==>(Split 2)] [==>(Split 3)] [==>(Split 4)] [==>(Split 5)]	[1]
11	AU_Mic_1_ (2) AU-MIC BAR10R_5	STIS/CCD, ACCUM, BAR10	MIRROR	CR-SPLIT=5; GAIN=4; SIZEAXIS2=100; CENTERAXIS2=84 0	POS TARG 1.28138, -1.29598	11.5 Secs (11.5 Secs) [==>(Split 1)] [==>(Split 2)] [==>(Split 3)] [==>(Split 4)] [==>(Split 5)]	[1]
12	AU_Mic_1_ (2) AU-MIC Finger_1	STIS/CCD, ACCUM, BAR10	MIRROR	CR-SPLIT=5; GAIN=4; SIZEAXIS2=100; CENTERAXIS2=72 0	POS TARG 17.4670 5,-7.49088	11.5 Secs (11.5 Secs) [==>(Split 1)] [==>(Split 2)] [==>(Split 3)] [==>(Split 4)] [==>(Split 5)]	[1]
13	AU_Mic_1_ (2) AU-MIC Finger_2	STIS/CCD, ACCUM, BAR10	MIRROR	CR-SPLIT=5; GAIN=4; SIZEAXIS2=100; CENTERAXIS2=72 0	POS TARG 17.4748 8,-7.45165	11.5 Secs (11.5 Secs) [==>(Split 1)] [==>(Split 2)] [==>(Split 3)] [==>(Split 4)] [==>(Split 5)]	[1]
14	AU_Mic_1_ (2) AU-MIC Finger_3	STIS/CCD, ACCUM, BAR10	MIRROR	CR-SPLIT=5; GAIN=4; SIZEAXIS2=100; CENTERAXIS2=72 0	POS TARG 17.4827 0,-7.41242	11.5 Secs (11.5 Secs) [==>(Split 1)] [==>(Split 2)] [==>(Split 3)] [==>(Split 4)] [==>(Split 5)]	[1]

Proposal 12923 - AU Mic 1 (04) - Pointing the Finger: Calibrating the Hidden Features of STIS and Enabling New Coronagraphy at S...

15	AU_Mic_1_ (2) AU-MIC Finger_4	STIS/CCD, ACCUM, BAR10	MIRROR	CR-SPLIT=5; GAIN=4; SIZEAXIS2=100; CENTERAXIS2=72 0	POS TARG 17.4592 3,-7.53010	11.5 Secs (11.5 Secs) [==>(Split 1)] [==>(Split 2)] [==>(Split 3)] [==>(Split 4)] [==>(Split 5)]	[1]
16	AU_Mic_1_ (2) AU-MIC Finger_5	STIS/CCD, ACCUM, BAR10	MIRROR	CR-SPLIT=5; GAIN=4; SIZEAXIS2=100; CENTERAXIS2=72 0	POS TARG 17.4514 1,-7.56933	11.5 Secs (11.5 Secs) [==>(Split 1)] [==>(Split 2)] [==>(Split 3)] [==>(Split 4)] [==>(Split 5)]	[1]



Proposal 12923 - AU Mic PSF (05) - Pointing the Finger: Calibrating the Hidden Features of STIS and Enabling New Coronagraphy a...

<b>Visit</b>	Proposal 12923, AU_Mic_PSF (05), completed <span style="float: right;">Tue Aug 20 01:08:10 GMT 2013</span> <b>Diagnostic Status: No Diagnostics</b> Scientific Instruments: STIS/CCD Special Requirements: PCS MODE FINE; GUID TOL 0.005"; GYRO MODE 3GOBAD; AFTER 04 BY 0.5 Orbits TO 1.5 Orbits					
	<b>Fixed Targets</b>	<b>#</b>	<b>Name</b>	<b>Target Coordinates</b>	<b>Targ. Coord. Corrections</b>	<b>Fluxes</b>
(4)		AU-MIC-PSF Alt Name1: HD191849 Alt Name2: HIP99701	RA: 20 13 53.3976 (303.4724900d) Dec: -45 09 50.47 (-45.16402d) Equinox: J2000	Proper Motion RA: 779.73 mas/yr Proper Motion Dec: -159.89 mas/yr Parallax: 0.16134" Epoch of Position: 2000 Radial Velocity: -31.1 km/sec	V=7.966 B-Magnitude=9.419	Reference Frame: ICRS
<i>Comments: This object was generated by the targetselector and retrieved from the SIMBAD database.</i>						

Proposal 12923 - AU Mic PSF (05) - Pointing the Finger: Calibrating the Hidden Features of STIS and Enabling New Coronagraphy a...

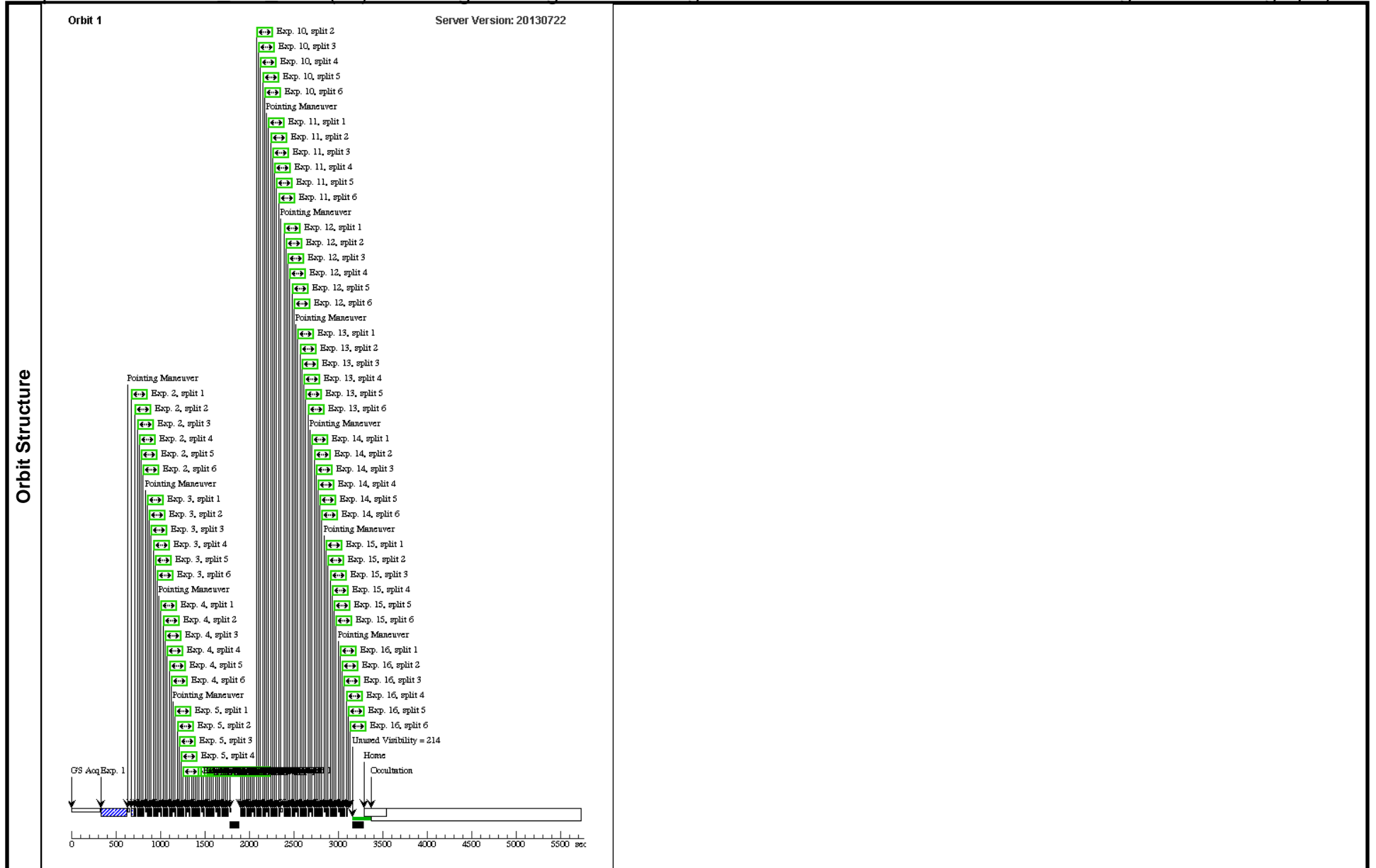
#	Label (ETC Run)	Target	Config,Mode,Aperture	Spectral Els.	Opt. Params.	Special Reqs.	Groups	Exp. Time (Total)/[Actual Dur.]	Orbit	
Exposures	1	AU_Mic_PS F_ACQ (406610)	(4) AU-MIC-PSF	STIS/CCD, ACQ, F25ND3	MIRROR	ACQTYPE=POINT		0.3 Secs (0.3 Secs) [==>]	[1]	
	<i>Comments: SNR = 100, V=7.96, Sp=MOV, Exptime rounded to nearest 0.1 second.</i>									
	2	AU_Mic_PS F_BAR10L _1	(4) AU-MIC-PSF	STIS/CCD, ACCUM, BAR10	MIRROR	CR-SPLIT=6; GAIN=4; SIZEAXIS2=100; CENTERAXIS2=84 0	POS TARG -1.2877 0,-1.40550		1.2 Secs (1.2 Secs) [==>(Split 1)] [==>(Split 2)] [==>(Split 3)] [==>(Split 4)] [==>(Split 5)] [==>(Split 6)]	[1]
	3	AU_Mic_PS F_BAR10L _2	(4) AU-MIC-PSF	STIS/CCD, ACCUM, BAR10	MIRROR	CR-SPLIT=6; GAIN=4; SIZEAXIS2=100; CENTERAXIS2=84 0	POS TARG -1.2700 2,-1.38782		1.2 Secs (1.2 Secs) [==>(Split 1)] [==>(Split 2)] [==>(Split 3)] [==>(Split 4)] [==>(Split 5)] [==>(Split 6)]	[1]
	4	AU_Mic_PS F_BAR10L _3	(4) AU-MIC-PSF	STIS/CCD, ACCUM, BAR10	MIRROR	CR-SPLIT=6; GAIN=4; SIZEAXIS2=100; CENTERAXIS2=84 0	POS TARG -1.2523 4,-1.37014		1.2 Secs (1.2 Secs) [==>(Split 1)] [==>(Split 2)] [==>(Split 3)] [==>(Split 4)] [==>(Split 5)] [==>(Split 6)]	[1]
	5	AU_Mic_PS F_BAR10L _4	(4) AU-MIC-PSF	STIS/CCD, ACCUM, BAR10	MIRROR	CR-SPLIT=6; GAIN=4; SIZEAXIS2=100; CENTERAXIS2=84 0	POS TARG -1.2169 9,-1.33479		1.2 Secs (1.2 Secs) [==>(Split 1)] [==>(Split 2)] [==>(Split 3)] [==>(Split 4)] [==>(Split 5)] [==>(Split 6)]	[1]
6	AU_Mic_PS F_BAR10L _5	(4) AU-MIC-PSF	STIS/CCD, ACCUM, BAR10	MIRROR	CR-SPLIT=6; GAIN=4; SIZEAXIS2=100; CENTERAXIS2=84 0	POS TARG -1.1816 3,-1.29943		1.2 Secs (1.2 Secs) [==>(Split 1)] [==>(Split 2)] [==>(Split 3)] [==>(Split 4)] [==>(Split 5)] [==>(Split 6)]	[1]	

Proposal 12923 - AU Mic PSF (05) - Pointing the Finger: Calibrating the Hidden Features of STIS and Enabling New Coronagraphy a...

7	AU_Mic_PS F_BAR10R _1	(4) AU-MIC-PSF	STIS/CCD, ACCUM, BAR10	MIRROR	CR-SPLIT=6; GAIN=4; SIZEAXIS2=100; CENTERAXIS2=84 0	POS TARG 1.38744, -1.40205	1.2 Secs (1.2 Secs) [==>(Split 1)] [==>(Split 2)] [==>(Split 3)] [==>(Split 4)] [==>(Split 5)] [==>(Split 6)]	[1]
8	AU_Mic_PS F_BAR10R _2	(4) AU-MIC-PSF	STIS/CCD, ACCUM, BAR10	MIRROR	CR-SPLIT=6; GAIN=4; SIZEAXIS2=100; CENTERAXIS2=84 0	POS TARG 1.36977, -1.38437	1.2 Secs (1.2 Secs) [==>(Split 1)] [==>(Split 2)] [==>(Split 3)] [==>(Split 4)] [==>(Split 5)] [==>(Split 6)]	[1]
9	AU_Mic_PS F_BAR10R _3	(4) AU-MIC-PSF	STIS/CCD, ACCUM, BAR10	MIRROR	CR-SPLIT=6; GAIN=4; SIZEAXIS2=100; CENTERAXIS2=84 0	POS TARG 1.35209, -1.36669	1.2 Secs (1.2 Secs) [==>(Split 1)] [==>(Split 2)] [==>(Split 3)] [==>(Split 4)] [==>(Split 5)] [==>(Split 6)]	[1]
10	AU_Mic_PS F_BAR10R _4	(4) AU-MIC-PSF	STIS/CCD, ACCUM, BAR10	MIRROR	CR-SPLIT=6; GAIN=4; SIZEAXIS2=100; CENTERAXIS2=84 0	POS TARG 1.31673, -1.33134	1.2 Secs (1.2 Secs) [==>(Split 1)] [==>(Split 2)] [==>(Split 3)] [==>(Split 4)] [==>(Split 5)] [==>(Split 6)]	[1]
11	AU_Mic_PS F_BAR10R _5	(4) AU-MIC-PSF	STIS/CCD, ACCUM, BAR10	MIRROR	CR-SPLIT=6; GAIN=4; SIZEAXIS2=100; CENTERAXIS2=84 0	POS TARG 1.28138, -1.29598	1.2 Secs (1.2 Secs) [==>(Split 1)] [==>(Split 2)] [==>(Split 3)] [==>(Split 4)] [==>(Split 5)] [==>(Split 6)]	[1]
12	AU_Mic_PS F_Finger_1	(4) AU-MIC-PSF	STIS/CCD, ACCUM, BAR10	MIRROR	CR-SPLIT=6; GAIN=4; SIZEAXIS2=100; CENTERAXIS2=72 0	POS TARG 17.4670 5,-7.49088	1.2 Secs (1.2 Secs) [==>(Split 1)] [==>(Split 2)] [==>(Split 3)] [==>(Split 4)] [==>(Split 5)] [==>(Split 6)]	[1]

Proposal 12923 - AU Mic PSF (05) - Pointing the Finger: Calibrating the Hidden Features of STIS and Enabling New Coronagraphy a...

13	AU_Mic_PS F_Finger_2	(4) AU-MIC-PSF	STIS/CCD, ACCUM, BAR10	MIRROR	CR-SPLIT=6; GAIN=4; SIZEAXIS2=100; CENTERAXIS2=72 0	POS TARG 17.4748 8,-7.45165	1.2 Secs (1.2 Secs) [==>(Split 1)] [==>(Split 2)] [==>(Split 3)] [==>(Split 4)] [==>(Split 5)] [==>(Split 6)]	[1]
14	AU_Mic_PS F_Finger_3	(4) AU-MIC-PSF	STIS/CCD, ACCUM, BAR10	MIRROR	CR-SPLIT=6; GAIN=4; SIZEAXIS2=100; CENTERAXIS2=72 0	POS TARG 17.4827 0,-7.41242	1.2 Secs (1.2 Secs) [==>(Split 1)] [==>(Split 2)] [==>(Split 3)] [==>(Split 4)] [==>(Split 5)] [==>(Split 6)]	[1]
15	AU_Mic_PS F_Finger_4	(4) AU-MIC-PSF	STIS/CCD, ACCUM, BAR10	MIRROR	CR-SPLIT=6; GAIN=4; SIZEAXIS2=100; CENTERAXIS2=72 0	POS TARG 17.4592 3,-7.53010	1.2 Secs (1.2 Secs) [==>(Split 1)] [==>(Split 2)] [==>(Split 3)] [==>(Split 4)] [==>(Split 5)] [==>(Split 6)]	[1]
16	AU_Mic_PS F_Finger_5	(4) AU-MIC-PSF	STIS/CCD, ACCUM, BAR10	MIRROR	CR-SPLIT=6; GAIN=4; SIZEAXIS2=100; CENTERAXIS2=72 0	POS TARG 17.4514 1,-7.56933	1.2 Secs (1.2 Secs) [==>(Split 1)] [==>(Split 2)] [==>(Split 3)] [==>(Split 4)] [==>(Split 5)] [==>(Split 6)]	[1]



<b>Visit</b>	<b>Proposal 12923, AU_Mic_2 (06), completed</b> <span style="float: right;">Tue Aug 20 01:08:13 GMT 2013</span> <b>Diagnostic Status: No Diagnostics</b> Scientific Instruments: STIS/CCD Special Requirements: PCS MODE FINE; GUID TOL 0.005"; GYRO MODE 3GOBAD; ORIENT 30D TO 37D FROM 04: AFTER 05 BY 0.5 Orbits TO 1.5 Orbits					
	<b>Fixed Targets</b>	<b>#</b>	<b>Name</b>	<b>Target Coordinates</b>	<b>Targ. Coord. Corrections</b>	<b>Fluxes</b>
(2)		AU-MIC Alt Name1: HD197481 Alt Name2: HIP102409	RA: 20 45 9.5315 (311.2897146d) Dec: -31 20 27.24 (-31.34090d) Equinox: J2000	Proper Motion RA: 279.96 mas/yr Proper Motion Dec: -360.61 mas/yr Parallax: 0.10091" Epoch of Position: 2000 Radial Velocity: 1.2 km/sec	V=8.61 B-Magnitude=10.05	Reference Frame: ICRS
<i>Comments: This object was generated by the targetselector and retrieved from the SIMBAD database.</i>						

Proposal 12923 - AU Mic 2 (06) - Pointing the Finger: Calibrating the Hidden Features of STIS and Enabling New Coronagraphy at S...

#	Label (ETC Run)	Target	Config,Mode,Aperture	Spectral Els.	Opt. Params.	Special Reqs.	Groups	Exp. Time (Total)/[Actual Dur.]	Orbit
1	AU_Mic_A CQ (406202)	(2) AU-MIC	STIS/CCD, ACQ, F25ND3	MIRROR	ACQTYPE=POINT			0.6 Secs (0.6 Secs) [==>]	[1]
<i>Comments: SNR = 100, V=8.61, Sp=MOV, Exptime rounded to nearest 0.1 second.</i>									
2	AU_Mic_2_ BAR10L_1	(2) AU-MIC	STIS/CCD, ACCUM, BAR10	MIRROR	CR-SPLIT=5; GAIN=4; SIZEAXIS2=100; CENTERAXIS2=84 0	POS TARG -1.2877 0,-1.40550		11.5 Secs (11.5 Secs) [==>(Split 1)] [==>(Split 2)] [==>(Split 3)] [==>(Split 4)] [==>(Split 5)]	[1]
3	AU_Mic_2_ BAR10L_2	(2) AU-MIC	STIS/CCD, ACCUM, BAR10	MIRROR	CR-SPLIT=5; GAIN=4; SIZEAXIS2=100; CENTERAXIS2=84 0	POS TARG -1.2700 2,-1.38782		11.5 Secs (11.5 Secs) [==>(Split 1)] [==>(Split 2)] [==>(Split 3)] [==>(Split 4)] [==>(Split 5)]	[1]
4	AU_Mic_2_ BAR10L_3	(2) AU-MIC	STIS/CCD, ACCUM, BAR10	MIRROR	CR-SPLIT=5; GAIN=4; SIZEAXIS2=100; CENTERAXIS2=84 0	POS TARG -1.2523 4,-1.37014		11.5 Secs (11.5 Secs) [==>(Split 1)] [==>(Split 2)] [==>(Split 3)] [==>(Split 4)] [==>(Split 5)]	[1]
5	AU_Mic_2_ BAR10L_4	(2) AU-MIC	STIS/CCD, ACCUM, BAR10	MIRROR	CR-SPLIT=5; GAIN=4; SIZEAXIS2=100; CENTERAXIS2=84 0	POS TARG -1.2169 9,-1.33479		11.5 Secs (11.5 Secs) [==>(Split 1)] [==>(Split 2)] [==>(Split 3)] [==>(Split 4)] [==>(Split 5)]	[1]
6	AU_Mic_2_ BAR10L_5	(2) AU-MIC	STIS/CCD, ACCUM, BAR10	MIRROR	CR-SPLIT=5; GAIN=4; SIZEAXIS2=100; CENTERAXIS2=84 0	POS TARG -1.1816 3,-1.29943		11.5 Secs (11.5 Secs) [==>(Split 1)] [==>(Split 2)] [==>(Split 3)] [==>(Split 4)] [==>(Split 5)]	[1]
7	AU_Mic_2_ BAR10R_1	(2) AU-MIC	STIS/CCD, ACCUM, BAR10	MIRROR	CR-SPLIT=5; GAIN=4; SIZEAXIS2=100; CENTERAXIS2=84 0	POS TARG 1.38744, -1.40205		11.5 Secs (11.5 Secs) [==>(Split 1)] [==>(Split 2)] [==>(Split 3)] [==>(Split 4)] [==>(Split 5)]	[1]

Exposures

Proposal 12923 - AU Mic 2 (06) - Pointing the Finger: Calibrating the Hidden Features of STIS and Enabling New Coronagraphy at S...

8	AU_Mic_2_ (2) AU-MIC BAR10R_2	STIS/CCD, ACCUM, BAR10	MIRROR	CR-SPLIT=5; GAIN=4; SIZEAXIS2=100; CENTERAXIS2=84 0	POS TARG 1.36977, -1.38437	11.5 Secs (11.5 Secs) [==>(Split 1)] [==>(Split 2)] [==>(Split 3)] [==>(Split 4)] [==>(Split 5)]	[1]
9	AU_Mic_2_ (2) AU-MIC BAR10R_3	STIS/CCD, ACCUM, BAR10	MIRROR	CR-SPLIT=5; GAIN=4; SIZEAXIS2=100; CENTERAXIS2=84 0	POS TARG 1.35209, -1.36669	11.5 Secs (11.5 Secs) [==>(Split 1)] [==>(Split 2)] [==>(Split 3)] [==>(Split 4)] [==>(Split 5)]	[1]
10	AU_Mic_2_ (2) AU-MIC BAR10R_4	STIS/CCD, ACCUM, BAR10	MIRROR	CR-SPLIT=5; GAIN=4; SIZEAXIS2=100; CENTERAXIS2=84 0	POS TARG 1.31673, -1.33134	11.5 Secs (11.5 Secs) [==>(Split 1)] [==>(Split 2)] [==>(Split 3)] [==>(Split 4)] [==>(Split 5)]	[1]
11	AU_Mic_2_ (2) AU-MIC BAR10R_5	STIS/CCD, ACCUM, BAR10	MIRROR	CR-SPLIT=5; GAIN=4; SIZEAXIS2=100; CENTERAXIS2=84 0	POS TARG 1.28138, -1.29598	11.5 Secs (11.5 Secs) [==>(Split 1)] [==>(Split 2)] [==>(Split 3)] [==>(Split 4)] [==>(Split 5)]	[1]
12	AU_Mic_2_ (2) AU-MIC Finger_1	STIS/CCD, ACCUM, BAR10	MIRROR	CR-SPLIT=5; GAIN=4; SIZEAXIS2=100; CENTERAXIS2=72 0	POS TARG 17.4670 5,-7.49088	11.5 Secs (11.5 Secs) [==>(Split 1)] [==>(Split 2)] [==>(Split 3)] [==>(Split 4)] [==>(Split 5)]	[1]
13	AU_Mic_2_ (2) AU-MIC Finger_2	STIS/CCD, ACCUM, BAR10	MIRROR	CR-SPLIT=5; GAIN=4; SIZEAXIS2=100; CENTERAXIS2=72 0	POS TARG 17.4748 8,-7.45165	11.5 Secs (11.5 Secs) [==>(Split 1)] [==>(Split 2)] [==>(Split 3)] [==>(Split 4)] [==>(Split 5)]	[1]
14	AU_Mic_2_ (2) AU-MIC Finger_3	STIS/CCD, ACCUM, BAR10	MIRROR	CR-SPLIT=5; GAIN=4; SIZEAXIS2=100; CENTERAXIS2=72 0	POS TARG 17.4827 0,-7.41242	11.5 Secs (11.5 Secs) [==>(Split 1)] [==>(Split 2)] [==>(Split 3)] [==>(Split 4)] [==>(Split 5)]	[1]

Proposal 12923 - AU Mic 2 (06) - Pointing the Finger: Calibrating the Hidden Features of STIS and Enabling New Coronagraphy at S...

15	AU_Mic_2_ (2) AU-MIC Finger_4	STIS/CCD, ACCUM, BAR10	MIRROR	CR-SPLIT=5; GAIN=4; SIZEAXIS2=100; CENTERAXIS2=72 0	POS TARG 17.4592 3,-7.53010	11.5 Secs (11.5 Secs) [==>(Split 1)] [==>(Split 2)] [==>(Split 3)] [==>(Split 4)] [==>(Split 5)]	[1]
16	AU_Mic_2_ (2) AU-MIC Finger_5	STIS/CCD, ACCUM, BAR10	MIRROR	CR-SPLIT=5; GAIN=4; SIZEAXIS2=100; CENTERAXIS2=72 0	POS TARG 17.4514 1,-7.56933	11.5 Secs (11.5 Secs) [==>(Split 1)] [==>(Split 2)] [==>(Split 3)] [==>(Split 4)] [==>(Split 5)]	[1]

