



15099 - Do galactic outflows shape the stellar mass-metallicity relationship?

Cycle: 25, Proposal Category: GO

(UV Initiative)

(Availability Mode: SUPPORTED)

INVESTIGATORS

<i>Name</i>	<i>Institution</i>	<i>E-Mail</i>
Dr. John P Chisholm (PI) (ESA Member) (Contact)	Observatoire de Geneve	john.chisholm@unige.ch
Dr. Christy A. Tremonti (CoI) (AdminUSPI)	University of Wisconsin - Madison	tremonti@astro.wisc.edu
Dr. Claus Leitherer (CoI)	Space Telescope Science Institute	leitherer@stsci.edu

VISITS

<i>Visit</i>	<i>Targets used in Visit</i>	<i>Configurations used in Visit</i>	<i>Orbits Used</i>	<i>Last Orbit Planner Run</i>	<i>OP Current with Visit?</i>
01	(8) IC-2779	COS/FUV COS/NUV	4	27-Nov-2017 18:01:39.0	yes
02	(7) CG-274	COS/FUV COS/NUV	4	27-Nov-2017 18:01:41.0	yes
03	(6) SHOC-022	COS/FUV COS/NUV	3	27-Nov-2017 18:01:42.0	yes
04	(5) KUG1252+361	COS/FUV COS/NUV	3	27-Nov-2017 18:01:43.0	yes
05	(2) SBS0926+606A	COS/FUV COS/NUV	1	27-Nov-2017 18:01:44.0	yes
06	(4) KUG1154+329	COS/FUV COS/NUV	3	27-Nov-2017 18:01:45.0	yes

<i>Visit</i>	<i>Targets used in Visit</i>	<i>Configurations used in Visit</i>	<i>Orbits Used</i>	<i>Last Orbit Planner Run</i>	<i>OP Current with Visit?</i>
07	(1) ASK208606	COS/FUV COS/NUV	3	27-Nov-2017 18:01:46.0	yes
08	(3) ASK377118	COS/FUV COS/NUV	3	27-Nov-2017 18:01:47.0	yes

24 Total Orbits Used

ABSTRACT

Dwarf galaxies have substantially fewer metals, relative to hydrogen, than their high-mass counterparts. This relationship is called the stellar mass-metallicity relationship, and it is astonishingly tight at nearly all redshifts. The metallicities of dwarf galaxies are lower than expected from a 'closed-box' model, where galaxies retain all of the metals produced by stars. Theory suggests that dwarf galaxies preferentially eject metals through metal-enriched galactic outflows to create the observed relationship between stellar mass and metallicity. However, this has yet to be confirmed observationally. Recently, we characterized the cool ionized gas in galactic outflows in seven star-forming galaxies using COS ultraviolet spectroscopy. Using multiple absorption lines and photoionization models, we measure the outflow metallicities of these seven galaxies using a Bayesian approach. The outflow metallicities suggest that low-mass galaxies eject a larger fraction of their metals than high-mass galaxies do, in agreement with the requirements from the observed stellar mass -- gas fraction --metallicity relationship. Unfortunately, the current COS archive only contains two galaxies within the steep portion of the mass-metallicity relationship, rendering these conclusions tentative. Here, we propose new COS spectroscopic observations of eight low-mass galaxies to measure their mass outflow rates and outflow metallicities. These observations will determine the role of galactic outflows in establishing the observed mass-metallicity relationship, uncovering the origin of one of the defining relationships in extragalactic astronomy.

OBSERVING DESCRIPTION

We use a cross-matched SDSS-GALEX catalog to select ultra-violet bright dwarf galaxies in the nearby universe. These galaxies represent a dwarf population that is under-explored in the current COS archive. By using the cross-matched sample, we also have rest-frame optical and ultraviolet spectra through which we can compare the ISM metallicity to the metallicity of the galactic outflows.

The target positions are taken from the GALEX photometry, and as such have an astrometric uncertainty of 0.4". All positions are cross-checked with the SDSS images to ensure that they are at the galaxy centers. Since the positions come from GALEX, we will first acquire the targets with an

Proposal 15099 (STScI Edit Number: 0, Created: Monday, November 27, 2017 6:01:49 PM EST) - Overview

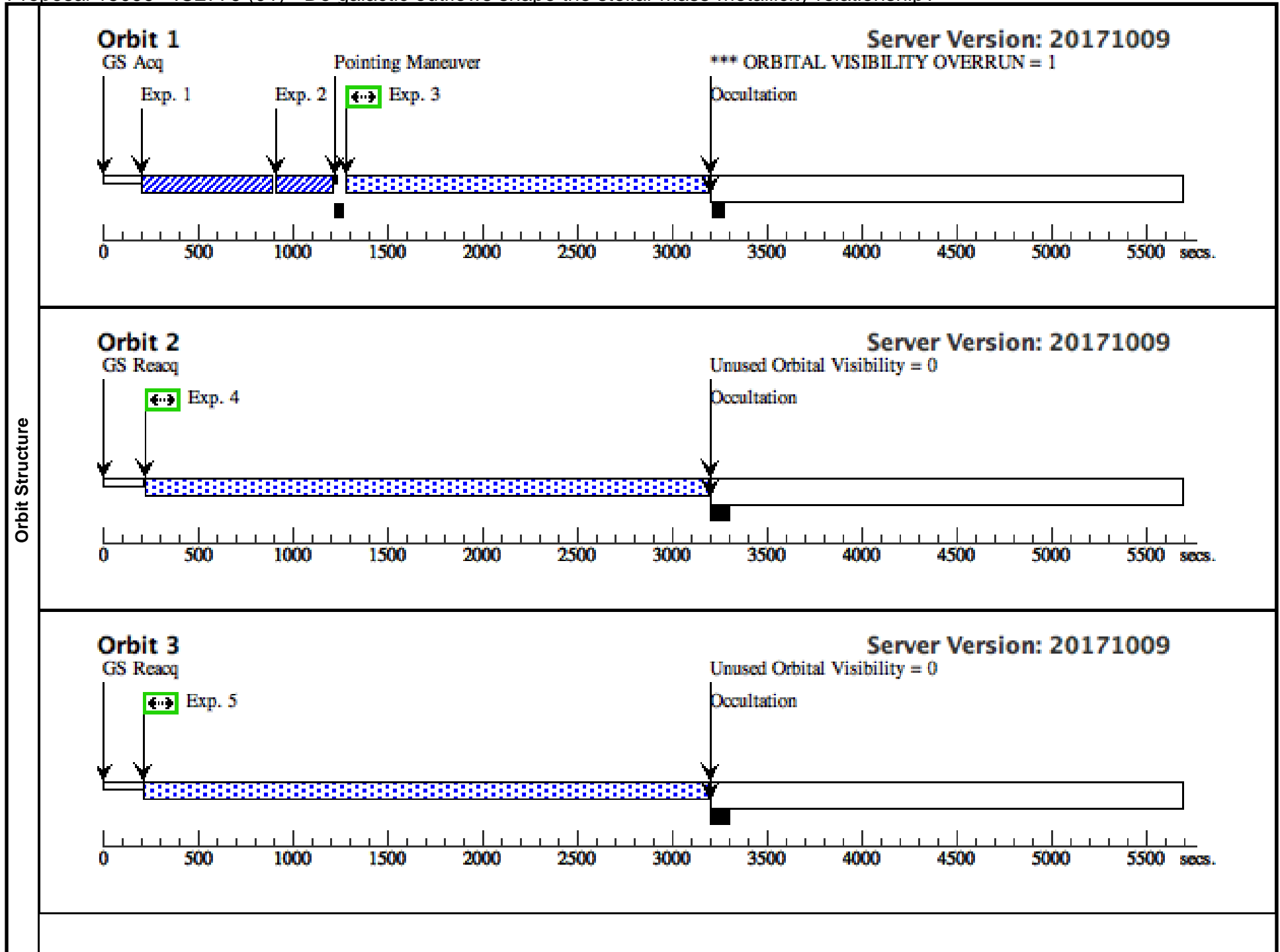
ACQ/SEARCH followed by an ACQ/IMAGE in the NUV to peak-up on the brightest NUV knots. The ACQ/SEARCH will use a 2x2 configuration because the accuracy of the GALEX photometry is $\sim 0.4''$. We calculate the acquisition exposure times with the COS ETC such that we achieve a signal-to-noise of 40 with the observed NUV GALEX magnitudes, assuming that the objects are extended ($1.25''$ size) and have flat continua. Since we take our photometry from GALEX, which has a large PSF, we assume that the galaxies are extended, even though we try to target as compact of galaxies as possible. We predict that we will achieve this S/N in integration times between 60-105s per galaxy, and we use the same exposure times for the ACQ/SEARCH and ACQ/IMAGE configurations.

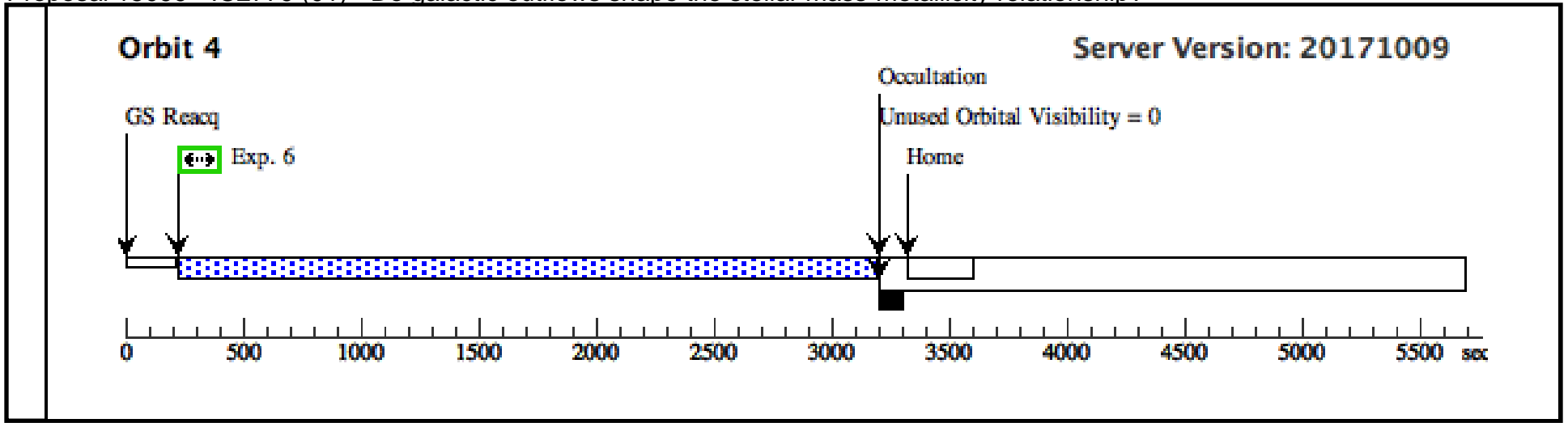
We then observe the galaxies with the FUV configuration of COS with the G130M grating and a cenwave of 1291 for all observations. For six of the eight targets we use a FP-POS of 3 for all exposures to ensure that the Si II* 1194 line is redshifted into an observable wavelength regime. For the other 2 targets, we use the two available FP-Positions for the 1291 cenwave in Cycle 25 cenwave (3 and 4) because the Si II* line is either not observable in either FP-POS or it is observable in both FP-POS. We have one galaxy, SBS0926+606A, which requires a CVZ orbit. Using the GALEX FUV magnitudes, we plan the observations to achieve a SNR of 10-20 for the combined integrations, which previous observations have shown is sufficient to determine the line profile shapes. With this SNR we will calculate the column densities and velocities of four weak absorption lines to map out the ionization structures and metallicities of galactic outflows.

Proposal 15099 - IC2779 (01) - Do galactic outflows shape the stellar mass-metallicity relationship?

Mon Nov 27 23:01:49 GMT 2017

Visit	Proposal 15099, IC2779 (01), implementation Diagnostic Status: Warning Scientific Instruments: COS/FUV, COS/NUV Special Requirements: (none) <i>Comments: This object has a galex FUV magnitude of 17.77573 and a NUV of 17.73356. Since we take the coordinates from GALEX, we will first do a ACQ/SEARCH to fine-tune the position of the object. We will then take an ACQ/IMAGE to locate the object. This will only happen on the first orbit. We will then integrate for the remaining time on the object.</i>																																																																																																																							
	Diagnostics	(IC2779 (01)) Warning (Form): For the best data quality, it is strongly recommended that the maximum number of allowed FP-POS positions is used when observing at a given COS CENWAVE setting. See full description for details. (IC2779 (01)) Warning (Orbit Planner): ORBITAL VISIBILITY OVERRUN (IC2779 Exposure 1 (01.003)) Warning (Form): COS FUV PSA science exposures with extended targets have special calibration limitations. See "Errors and Warnings" for more details. (IC2779 Exposure 2 (01.004)) Warning (Form): COS FUV PSA science exposures with extended targets have special calibration limitations. See "Errors and Warnings" for more details. (IC2779 Exposure 3 (01.005)) Warning (Form): COS FUV PSA science exposures with extended targets have special calibration limitations. See "Errors and Warnings" for more details. (IC2779 Exposure 4 (01.006)) Warning (Form): COS FUV PSA science exposures with extended targets have special calibration limitations. See "Errors and Warnings" for more details.																																																																																																																						
Fixed Targets		<table border="1"> <thead> <tr> <th>#</th> <th>Name</th> <th>Target Coordinates</th> <th>Targ. Coord. Corrections</th> <th>Fluxes</th> <th>Miscellaneous</th> </tr> </thead> <tbody> <tr> <td>(8)</td> <td>IC-2779</td> <td>RA: 11 22 44.5425 (170.6855938d) Dec: +13 20 44.09 (13.34558d) Equinox: J2000</td> <td>Redshift: 0.01388</td> <td>V=17.41 GALEX FUV MAG: 17.77573, GALEX NUV MAG: 17.73356</td> <td>Reference Frame: ICRS</td> </tr> </tbody> </table> <i>Comments: This object was selected from a cross-matched SDSS+GALEX catalog. The RA/DEC comes from the GALEX observation, and the errors are the quoted errors with the GALEX astrometry. Extended=YES</i>										#	Name	Target Coordinates	Targ. Coord. Corrections	Fluxes	Miscellaneous	(8)	IC-2779	RA: 11 22 44.5425 (170.6855938d) Dec: +13 20 44.09 (13.34558d) Equinox: J2000	Redshift: 0.01388	V=17.41 GALEX FUV MAG: 17.77573, GALEX NUV MAG: 17.73356	Reference Frame: ICRS																																																																																																	
		#	Name	Target Coordinates	Targ. Coord. Corrections	Fluxes	Miscellaneous																																																																																																																	
(8)		IC-2779	RA: 11 22 44.5425 (170.6855938d) Dec: +13 20 44.09 (13.34558d) Equinox: J2000	Redshift: 0.01388	V=17.41 GALEX FUV MAG: 17.77573, GALEX NUV MAG: 17.73356	Reference Frame: ICRS																																																																																																																		
Exposures	<table border="1"> <thead> <tr> <th>#</th> <th>Label (ETC Run)</th> <th>Target</th> <th>Config,Mode,Aperture</th> <th>Spectral Els.</th> <th>Opt. Params.</th> <th>Special Reqs.</th> <th>Groups</th> <th>Exp. Time (Total)/[Actual Dur.]</th> <th>Orbit</th> </tr> </thead> <tbody> <tr> <td>1</td> <td>IC2779 AC Q/Search (COS.ta.101 0083)</td> <td>(8) IC-2779</td> <td>COS/NUV, ACQ/SEARCH, PSA</td> <td>MIRRORA</td> <td>SCAN-SIZE=2; CENTER=FLUX-W T</td> <td></td> <td></td> <td>105 Secs (105 Secs) [==>]</td> <td>[1]</td> </tr> <tr> <td>2</td> <td>IC2779 AC Q/IMAGE (COS.ta.101 0083)</td> <td>(8) IC-2779</td> <td>COS/NUV, ACQ/IMAGE, PSA</td> <td>MIRRORA</td> <td></td> <td></td> <td></td> <td>105 Secs (105 Secs) [==>]</td> <td>[1]</td> </tr> <tr> <td>3</td> <td>IC2779 Exposure 1 (COS.sp.101 1979)</td> <td>(8) IC-2779</td> <td>COS/FUV, TIME-TAG, PSA</td> <td>G130M 1291 A</td> <td>FP-POS=3; BUFFER-TIME=32 26</td> <td></td> <td></td> <td>1745 Secs (1745 Secs) [==>]</td> <td>[1]</td> </tr> <tr> <td colspan="10"><i>Comments: We now use the two allowed FP-POS with the 1291 central wavelength. We opt to do longer exposures with the FP-POS = 3 setting to maximize the SNR for the Si II* 1194 emission line.</i></td> </tr> <tr> <td>4</td> <td>IC2779 Exposure 2 (COS.sp.101 0096)</td> <td>(8) IC-2779</td> <td>COS/FUV, TIME-TAG, PSA</td> <td>G130M 1291 A</td> <td>BUFFER-TIME=32 26; FP-POS=3</td> <td></td> <td></td> <td>2923 Secs (2923 Secs) [==>]</td> <td>[2]</td> </tr> <tr> <td colspan="10"><i>Comments: We now use the two allowed FP-POS with the 1291 central wavelength. We opt to do longer exposures with the FP-POS = 3 setting to maximize the SNR for the Si II* 1194 emission line</i></td> </tr> <tr> <td>5</td> <td>IC2779 Exposure 3 (COS.sp.101 0096)</td> <td>(8) IC-2779</td> <td>COS/FUV, TIME-TAG, PSA</td> <td>G130M 1291 A</td> <td>BUFFER-TIME=32 26; FP-POS=4</td> <td></td> <td></td> <td>2923 Secs (2923 Secs) [==>]</td> <td>[3]</td> </tr> <tr> <td colspan="10"><i>Comments: We now use the two allowed FP-POS with the 1291 central wavelength. We opt to do longer exposures with the FP-POS = 3 setting to maximize the SNR for the Si II* 1194 emission line</i></td> </tr> <tr> <td>6</td> <td>IC2779 Exposure 4 (COS.sp.101 0096)</td> <td>(8) IC-2779</td> <td>COS/FUV, TIME-TAG, PSA</td> <td>G130M 1291 A</td> <td>BUFFER-TIME=32 26; FP-POS=4</td> <td></td> <td></td> <td>2923 Secs (2923 Secs) [==>]</td> <td>[4]</td> </tr> <tr> <td colspan="10"><i>Comments: We now use the two allowed FP-POS with the 1291 central wavelength. We opt to do longer exposures with the FP-POS = 3 setting to maximize the SNR for the Si II* 1194 emission line</i></td> </tr> </tbody> </table>										#	Label (ETC Run)	Target	Config,Mode,Aperture	Spectral Els.	Opt. Params.	Special Reqs.	Groups	Exp. Time (Total)/[Actual Dur.]	Orbit	1	IC2779 AC Q/Search (COS.ta.101 0083)	(8) IC-2779	COS/NUV, ACQ/SEARCH, PSA	MIRRORA	SCAN-SIZE=2; CENTER=FLUX-W T			105 Secs (105 Secs) [==>]	[1]	2	IC2779 AC Q/IMAGE (COS.ta.101 0083)	(8) IC-2779	COS/NUV, ACQ/IMAGE, PSA	MIRRORA				105 Secs (105 Secs) [==>]	[1]	3	IC2779 Exposure 1 (COS.sp.101 1979)	(8) IC-2779	COS/FUV, TIME-TAG, PSA	G130M 1291 A	FP-POS=3; BUFFER-TIME=32 26			1745 Secs (1745 Secs) [==>]	[1]	<i>Comments: We now use the two allowed FP-POS with the 1291 central wavelength. We opt to do longer exposures with the FP-POS = 3 setting to maximize the SNR for the Si II* 1194 emission line.</i>										4	IC2779 Exposure 2 (COS.sp.101 0096)	(8) IC-2779	COS/FUV, TIME-TAG, PSA	G130M 1291 A	BUFFER-TIME=32 26; FP-POS=3			2923 Secs (2923 Secs) [==>]	[2]	<i>Comments: We now use the two allowed FP-POS with the 1291 central wavelength. We opt to do longer exposures with the FP-POS = 3 setting to maximize the SNR for the Si II* 1194 emission line</i>										5	IC2779 Exposure 3 (COS.sp.101 0096)	(8) IC-2779	COS/FUV, TIME-TAG, PSA	G130M 1291 A	BUFFER-TIME=32 26; FP-POS=4			2923 Secs (2923 Secs) [==>]	[3]	<i>Comments: We now use the two allowed FP-POS with the 1291 central wavelength. We opt to do longer exposures with the FP-POS = 3 setting to maximize the SNR for the Si II* 1194 emission line</i>										6	IC2779 Exposure 4 (COS.sp.101 0096)	(8) IC-2779	COS/FUV, TIME-TAG, PSA	G130M 1291 A	BUFFER-TIME=32 26; FP-POS=4			2923 Secs (2923 Secs) [==>]	[4]	<i>Comments: We now use the two allowed FP-POS with the 1291 central wavelength. We opt to do longer exposures with the FP-POS = 3 setting to maximize the SNR for the Si II* 1194 emission line</i>									
	#	Label (ETC Run)	Target	Config,Mode,Aperture	Spectral Els.	Opt. Params.	Special Reqs.	Groups	Exp. Time (Total)/[Actual Dur.]	Orbit																																																																																																														
	1	IC2779 AC Q/Search (COS.ta.101 0083)	(8) IC-2779	COS/NUV, ACQ/SEARCH, PSA	MIRRORA	SCAN-SIZE=2; CENTER=FLUX-W T			105 Secs (105 Secs) [==>]	[1]																																																																																																														
	2	IC2779 AC Q/IMAGE (COS.ta.101 0083)	(8) IC-2779	COS/NUV, ACQ/IMAGE, PSA	MIRRORA				105 Secs (105 Secs) [==>]	[1]																																																																																																														
	3	IC2779 Exposure 1 (COS.sp.101 1979)	(8) IC-2779	COS/FUV, TIME-TAG, PSA	G130M 1291 A	FP-POS=3; BUFFER-TIME=32 26			1745 Secs (1745 Secs) [==>]	[1]																																																																																																														
	<i>Comments: We now use the two allowed FP-POS with the 1291 central wavelength. We opt to do longer exposures with the FP-POS = 3 setting to maximize the SNR for the Si II* 1194 emission line.</i>																																																																																																																							
	4	IC2779 Exposure 2 (COS.sp.101 0096)	(8) IC-2779	COS/FUV, TIME-TAG, PSA	G130M 1291 A	BUFFER-TIME=32 26; FP-POS=3			2923 Secs (2923 Secs) [==>]	[2]																																																																																																														
<i>Comments: We now use the two allowed FP-POS with the 1291 central wavelength. We opt to do longer exposures with the FP-POS = 3 setting to maximize the SNR for the Si II* 1194 emission line</i>																																																																																																																								
5	IC2779 Exposure 3 (COS.sp.101 0096)	(8) IC-2779	COS/FUV, TIME-TAG, PSA	G130M 1291 A	BUFFER-TIME=32 26; FP-POS=4			2923 Secs (2923 Secs) [==>]	[3]																																																																																																															
<i>Comments: We now use the two allowed FP-POS with the 1291 central wavelength. We opt to do longer exposures with the FP-POS = 3 setting to maximize the SNR for the Si II* 1194 emission line</i>																																																																																																																								
6	IC2779 Exposure 4 (COS.sp.101 0096)	(8) IC-2779	COS/FUV, TIME-TAG, PSA	G130M 1291 A	BUFFER-TIME=32 26; FP-POS=4			2923 Secs (2923 Secs) [==>]	[4]																																																																																																															
<i>Comments: We now use the two allowed FP-POS with the 1291 central wavelength. We opt to do longer exposures with the FP-POS = 3 setting to maximize the SNR for the Si II* 1194 emission line</i>																																																																																																																								

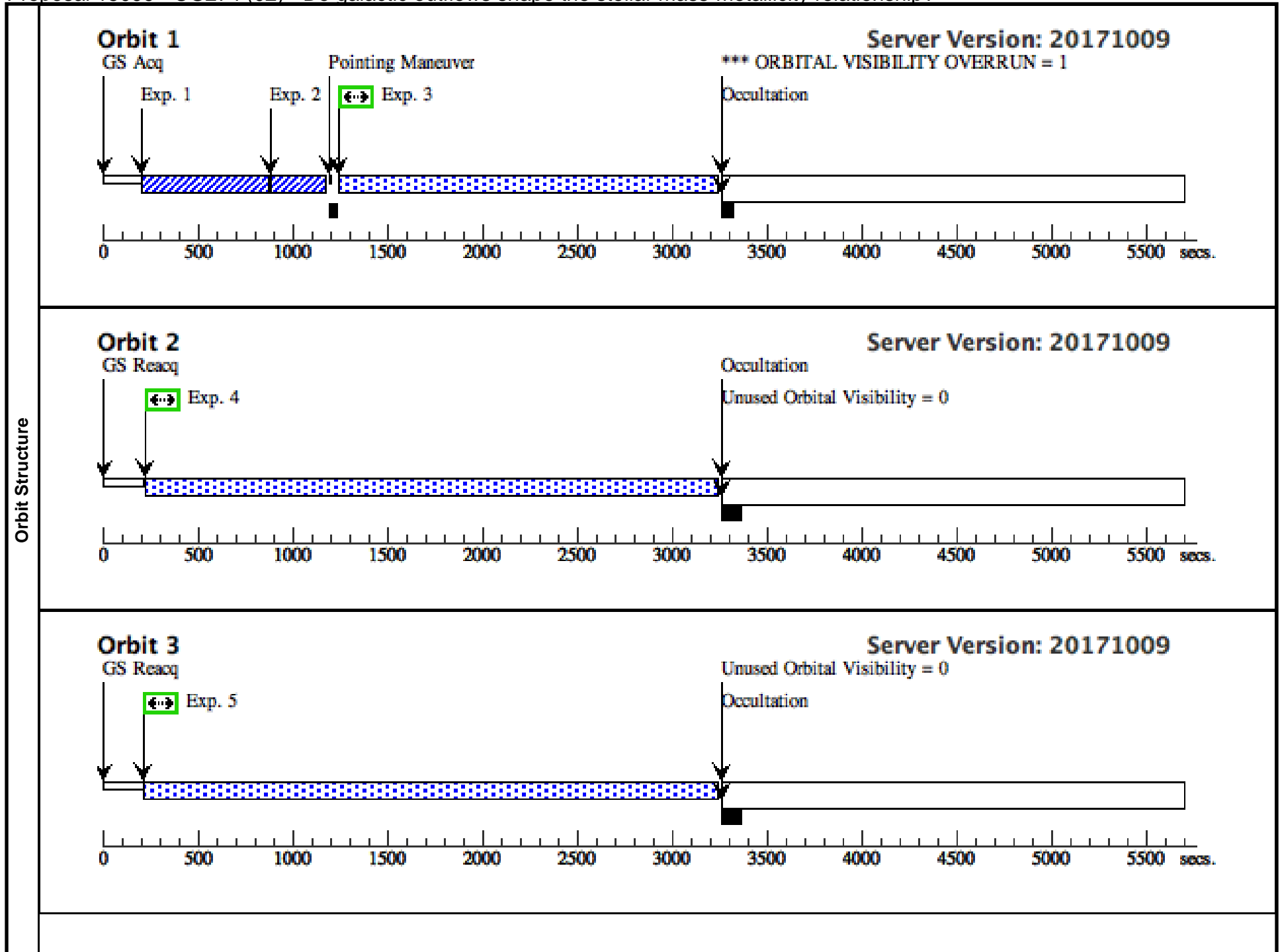


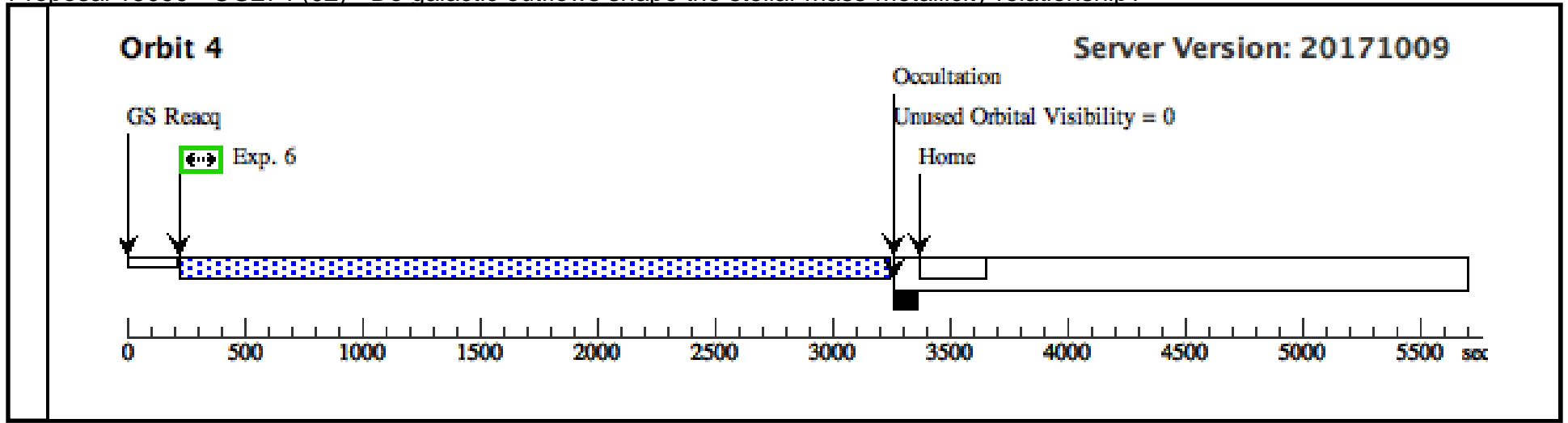


Proposal 15099 - CG274 (02) - Do galactic outflows shape the stellar mass-metallicity relationship?

Mon Nov 27 23:01:49 GMT 2017

Visit	Proposal 15099, CG274 (02), implementation Diagnostic Status: Warning Scientific Instruments: COS/FUV, COS/NUV Special Requirements: (none) <i>Comments: This object has a galex FUV magnitude of 17.79062 and a NUV of 17.80114. Since we take the coordinates from GALEX, we will first do a ACQ/SEARCH to fine-tune the position of the object. We will then take an ACQ/IMAGE to locate the object. This will only happen on the first orbit. We will then integrate for the remaining time on the object.</i>																																																																																																																							
	Diagnosics (CG274 (02)) Warning (Form): For the best data quality, it is strongly recommended that the maximum number of allowed FP-POS positions is used when observing at a given COS CENWAVE setting. See full description for details. (CG274 (02)) Warning (Orbit Planner): ORBITAL VISIBILITY OVERRUN (CG274 Exposure 1 (02.003)) Warning (Form): COS FUV PSA science exposures with extended targets have special calibration limitations. See "Errors and Warnings" for more details. (CG274 Exposure 2 (02.004)) Warning (Form): COS FUV PSA science exposures with extended targets have special calibration limitations. See "Errors and Warnings" for more details. (CG274 Exposure 3 (02.005)) Warning (Form): COS FUV PSA science exposures with extended targets have special calibration limitations. See "Errors and Warnings" for more details. (CG274 Exposure 4 (02.006)) Warning (Form): COS FUV PSA science exposures with extended targets have special calibration limitations. See "Errors and Warnings" for more details.																																																																																																																							
Fixed Targets	<table border="1"> <thead> <tr> <th>#</th> <th>Name</th> <th>Target Coordinates</th> <th>Targ. Coord. Corrections</th> <th>Fluxes</th> <th>Miscellaneous</th> </tr> </thead> <tbody> <tr> <td>(7)</td> <td>CG-274</td> <td>RA: 09 42 52.7530 (145.7198042d) Dec: +35 47 25.98 (35.79055d) Equinox: J2000</td> <td>Redshift: 0.01486</td> <td>V=17.05 GALEX FUV MAG: 17.79062, GALEX NUV MAG: 17.80114</td> <td>Reference Frame: ICRS</td> </tr> </tbody> </table>						#	Name	Target Coordinates	Targ. Coord. Corrections	Fluxes	Miscellaneous	(7)	CG-274	RA: 09 42 52.7530 (145.7198042d) Dec: +35 47 25.98 (35.79055d) Equinox: J2000	Redshift: 0.01486	V=17.05 GALEX FUV MAG: 17.79062, GALEX NUV MAG: 17.80114	Reference Frame: ICRS																																																																																																						
	#	Name	Target Coordinates	Targ. Coord. Corrections	Fluxes	Miscellaneous																																																																																																																		
(7)	CG-274	RA: 09 42 52.7530 (145.7198042d) Dec: +35 47 25.98 (35.79055d) Equinox: J2000	Redshift: 0.01486	V=17.05 GALEX FUV MAG: 17.79062, GALEX NUV MAG: 17.80114	Reference Frame: ICRS																																																																																																																			
<i>Comments: This object was selected from a cross-matched SDSS+GALEX catalog. The RA/DEC comes from the GALEX observation, and the errors are the quoted errors with the GALEX astrometry. Extended=YES</i>																																																																																																																								
Exposures	<table border="1"> <thead> <tr> <th>#</th> <th>Label (ETC Run)</th> <th>Target</th> <th>Config,Mode,Aperture</th> <th>Spectral Els.</th> <th>Opt. Params.</th> <th>Special Reqs.</th> <th>Groups</th> <th>Exp. Time (Total)/[Actual Dur.]</th> <th>Orbit</th> </tr> </thead> <tbody> <tr> <td>1</td> <td>CG274 AC Q/Search (COS.ta.101 0105)</td> <td>(7) CG-274</td> <td>COS/NUV, ACQ/SEARCH, PSA</td> <td>MIRRORA</td> <td>SCAN-SIZE=2; CENTER=FLUX-W T</td> <td></td> <td></td> <td>99 Secs (99 Secs) [==>]</td> <td>[1]</td> </tr> <tr> <td>2</td> <td>CG274 AC Q/IMAGE (COS.ta.101 0105)</td> <td>(7) CG-274</td> <td>COS/NUV, ACQ/IMAGE, PSA</td> <td>MIRRORA</td> <td></td> <td></td> <td></td> <td>99 Secs (99 Secs) [==>]</td> <td>[1]</td> </tr> <tr> <td>3</td> <td>CG274 Exposure 1 (COS.sp.101 1980)</td> <td>(7) CG-274</td> <td>COS/FUV, TIME-TAG, PSA</td> <td>G130M 1291 A</td> <td>FP-POS=3; BUFFER-TIME=33 02</td> <td></td> <td></td> <td>1832 Secs (1832 Secs) [==>]</td> <td>[1]</td> </tr> <tr> <td colspan="10"><i>Comments: We now use the two allowed FP-POS with the 1291 central wavelength. We opt to do longer exposures with the FP-POS = 3 setting to maximize the SNR for the Si II* 1194 emission line</i></td> </tr> <tr> <td>4</td> <td>CG274 Exposure 2 (COS.sp.101 0107)</td> <td>(7) CG-274</td> <td>COS/FUV, TIME-TAG, PSA</td> <td>G130M 1291 A</td> <td>BUFFER-TIME=33 02; FP-POS=3</td> <td></td> <td></td> <td>2974 Secs (2974 Secs) [==>]</td> <td>[2]</td> </tr> <tr> <td colspan="10"><i>Comments: We now use the two allowed FP-POS with the 1291 central wavelength. We opt to do longer exposures with the FP-POS = 3 setting to maximize the SNR for the Si II* 1194 emission line</i></td> </tr> <tr> <td>5</td> <td>CG274 Exposure 3 (COS.sp.101 0107)</td> <td>(7) CG-274</td> <td>COS/FUV, TIME-TAG, PSA</td> <td>G130M 1291 A</td> <td>BUFFER-TIME=33 02; FP-POS=4</td> <td></td> <td></td> <td>2974 Secs (2974 Secs) [==>]</td> <td>[3]</td> </tr> <tr> <td colspan="10"><i>Comments: We now use the two allowed FP-POS with the 1291 central wavelength. We opt to do longer exposures with the FP-POS = 3 setting to maximize the SNR for the Si II* 1194 emission line</i></td> </tr> <tr> <td>6</td> <td>CG274 Exposure 4 (COS.sp.101 0107)</td> <td>(7) CG-274</td> <td>COS/FUV, TIME-TAG, PSA</td> <td>G130M 1291 A</td> <td>BUFFER-TIME=33 02; FP-POS=4</td> <td></td> <td></td> <td>2974 Secs (2974 Secs) [==>]</td> <td>[4]</td> </tr> <tr> <td colspan="10"><i>Comments: We now use the two allowed FP-POS with the 1291 central wavelength. We opt to do longer exposures with the FP-POS = 3 setting to maximize the SNR for the Si II* 1194 emission line</i></td> </tr> </tbody> </table>										#	Label (ETC Run)	Target	Config,Mode,Aperture	Spectral Els.	Opt. Params.	Special Reqs.	Groups	Exp. Time (Total)/[Actual Dur.]	Orbit	1	CG274 AC Q/Search (COS.ta.101 0105)	(7) CG-274	COS/NUV, ACQ/SEARCH, PSA	MIRRORA	SCAN-SIZE=2; CENTER=FLUX-W T			99 Secs (99 Secs) [==>]	[1]	2	CG274 AC Q/IMAGE (COS.ta.101 0105)	(7) CG-274	COS/NUV, ACQ/IMAGE, PSA	MIRRORA				99 Secs (99 Secs) [==>]	[1]	3	CG274 Exposure 1 (COS.sp.101 1980)	(7) CG-274	COS/FUV, TIME-TAG, PSA	G130M 1291 A	FP-POS=3; BUFFER-TIME=33 02			1832 Secs (1832 Secs) [==>]	[1]	<i>Comments: We now use the two allowed FP-POS with the 1291 central wavelength. We opt to do longer exposures with the FP-POS = 3 setting to maximize the SNR for the Si II* 1194 emission line</i>										4	CG274 Exposure 2 (COS.sp.101 0107)	(7) CG-274	COS/FUV, TIME-TAG, PSA	G130M 1291 A	BUFFER-TIME=33 02; FP-POS=3			2974 Secs (2974 Secs) [==>]	[2]	<i>Comments: We now use the two allowed FP-POS with the 1291 central wavelength. We opt to do longer exposures with the FP-POS = 3 setting to maximize the SNR for the Si II* 1194 emission line</i>										5	CG274 Exposure 3 (COS.sp.101 0107)	(7) CG-274	COS/FUV, TIME-TAG, PSA	G130M 1291 A	BUFFER-TIME=33 02; FP-POS=4			2974 Secs (2974 Secs) [==>]	[3]	<i>Comments: We now use the two allowed FP-POS with the 1291 central wavelength. We opt to do longer exposures with the FP-POS = 3 setting to maximize the SNR for the Si II* 1194 emission line</i>										6	CG274 Exposure 4 (COS.sp.101 0107)	(7) CG-274	COS/FUV, TIME-TAG, PSA	G130M 1291 A	BUFFER-TIME=33 02; FP-POS=4			2974 Secs (2974 Secs) [==>]	[4]	<i>Comments: We now use the two allowed FP-POS with the 1291 central wavelength. We opt to do longer exposures with the FP-POS = 3 setting to maximize the SNR for the Si II* 1194 emission line</i>									
	#	Label (ETC Run)	Target	Config,Mode,Aperture	Spectral Els.	Opt. Params.	Special Reqs.	Groups	Exp. Time (Total)/[Actual Dur.]	Orbit																																																																																																														
	1	CG274 AC Q/Search (COS.ta.101 0105)	(7) CG-274	COS/NUV, ACQ/SEARCH, PSA	MIRRORA	SCAN-SIZE=2; CENTER=FLUX-W T			99 Secs (99 Secs) [==>]	[1]																																																																																																														
	2	CG274 AC Q/IMAGE (COS.ta.101 0105)	(7) CG-274	COS/NUV, ACQ/IMAGE, PSA	MIRRORA				99 Secs (99 Secs) [==>]	[1]																																																																																																														
	3	CG274 Exposure 1 (COS.sp.101 1980)	(7) CG-274	COS/FUV, TIME-TAG, PSA	G130M 1291 A	FP-POS=3; BUFFER-TIME=33 02			1832 Secs (1832 Secs) [==>]	[1]																																																																																																														
	<i>Comments: We now use the two allowed FP-POS with the 1291 central wavelength. We opt to do longer exposures with the FP-POS = 3 setting to maximize the SNR for the Si II* 1194 emission line</i>																																																																																																																							
	4	CG274 Exposure 2 (COS.sp.101 0107)	(7) CG-274	COS/FUV, TIME-TAG, PSA	G130M 1291 A	BUFFER-TIME=33 02; FP-POS=3			2974 Secs (2974 Secs) [==>]	[2]																																																																																																														
<i>Comments: We now use the two allowed FP-POS with the 1291 central wavelength. We opt to do longer exposures with the FP-POS = 3 setting to maximize the SNR for the Si II* 1194 emission line</i>																																																																																																																								
5	CG274 Exposure 3 (COS.sp.101 0107)	(7) CG-274	COS/FUV, TIME-TAG, PSA	G130M 1291 A	BUFFER-TIME=33 02; FP-POS=4			2974 Secs (2974 Secs) [==>]	[3]																																																																																																															
<i>Comments: We now use the two allowed FP-POS with the 1291 central wavelength. We opt to do longer exposures with the FP-POS = 3 setting to maximize the SNR for the Si II* 1194 emission line</i>																																																																																																																								
6	CG274 Exposure 4 (COS.sp.101 0107)	(7) CG-274	COS/FUV, TIME-TAG, PSA	G130M 1291 A	BUFFER-TIME=33 02; FP-POS=4			2974 Secs (2974 Secs) [==>]	[4]																																																																																																															
<i>Comments: We now use the two allowed FP-POS with the 1291 central wavelength. We opt to do longer exposures with the FP-POS = 3 setting to maximize the SNR for the Si II* 1194 emission line</i>																																																																																																																								

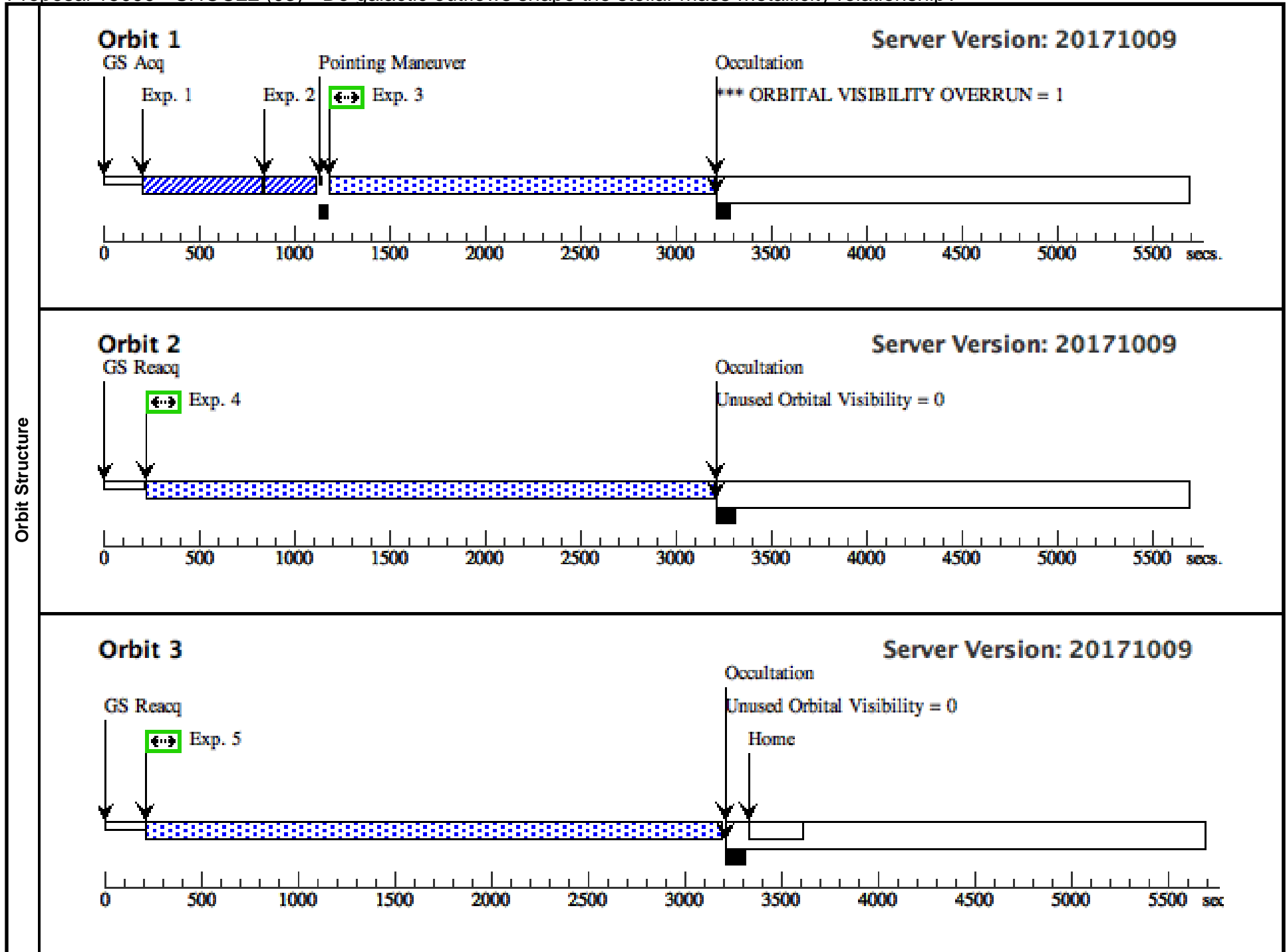




Proposal 15099 - SHOC22 (03) - Do galactic outflows shape the stellar mass-metallicity relationship?

Mon Nov 27 23:01:49 GMT 2017

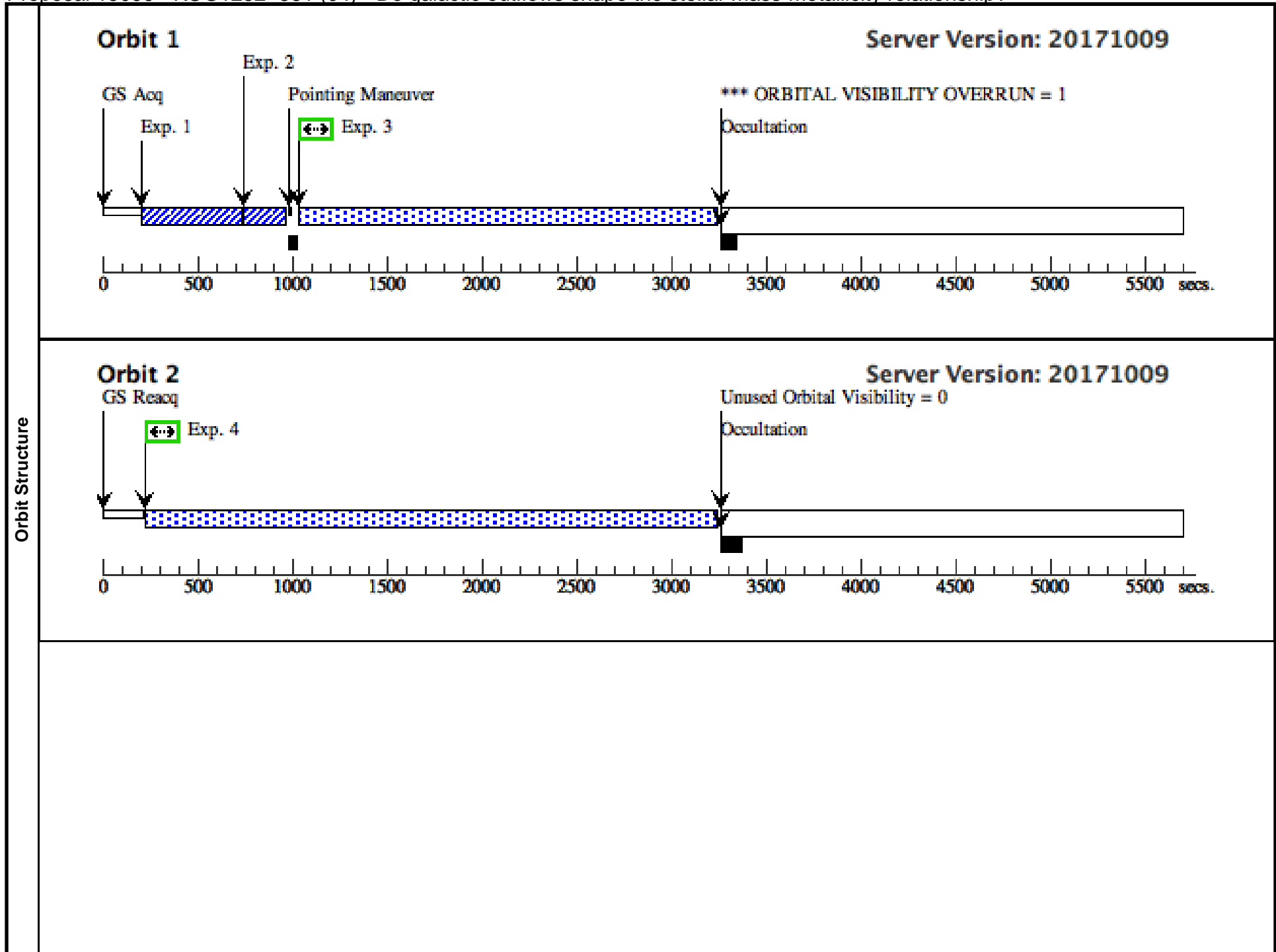
Visit	Proposal 15099, SHOC22 (03), implementation Diagnostic Status: Warning Scientific Instruments: COS/FUV, COS/NUV Special Requirements: (none) <i>Comments: This object has a galex FUV magnitude of 17.72884 and a NUV of 17.67636. Since we take the coordinates from GALEX, we will first do a ACQ/SEARCH to fine-tune the position of the object. We will then take an ACQ/IMAGE to locate the object. This will only happen on the first orbit. We will then integrate for the remaining time on the object.</i>																																																																																																		
	Diagnosics (SHOC22 (03)) Warning (Form): For the best data quality, it is strongly recommended that the maximum number of allowed FP-POS positions is used when observing at a given COS CENWAVE setting. See full description for details. (SHOC22 (03)) Warning (Orbit Planner): ORBITAL VISIBILITY OVERRUN (SHOC22 Exposure 1 (03.003)) Warning (Form): COS FUV PSA science exposures with extended targets have special calibration limitations. See "Errors and Warnings" for more details. (SHOC22 Exposure 2 (03.004)) Warning (Form): COS FUV PSA science exposures with extended targets have special calibration limitations. See "Errors and Warnings" for more details. (SHOC22 Exposure 3 (03.005)) Warning (Form): COS FUV PSA science exposures with extended targets have special calibration limitations. See "Errors and Warnings" for more details.																																																																																																		
Fixed Targets	<table border="1"> <thead> <tr> <th>#</th> <th>Name</th> <th>Target Coordinates</th> <th>Targ. Coord. Corrections</th> <th>Fluxes</th> <th>Miscellaneous</th> </tr> </thead> <tbody> <tr> <td>(6)</td> <td>SHOC-022</td> <td>RA: 00 32 18.5601 (8.0773337d) Dec: +15 00 14.72 (15.00409d) Equinox: J2000</td> <td>Redshift: 0.01787</td> <td>V=16.51 GALEX FUV MAG: 17.72884, GALEX NUV MAG:17.67636</td> <td>Reference Frame: ICRS</td> </tr> </tbody> </table> <i>Comments: This object was selected from a cross-matched SDSS+GALEX catalog. The RA/DEC comes from the GALEX observation, and the errors are the quoted errors with the GALEX astrometry. Extended=YES</i>										#	Name	Target Coordinates	Targ. Coord. Corrections	Fluxes	Miscellaneous	(6)	SHOC-022	RA: 00 32 18.5601 (8.0773337d) Dec: +15 00 14.72 (15.00409d) Equinox: J2000	Redshift: 0.01787	V=16.51 GALEX FUV MAG: 17.72884, GALEX NUV MAG:17.67636	Reference Frame: ICRS																																																																													
	#	Name	Target Coordinates	Targ. Coord. Corrections	Fluxes	Miscellaneous																																																																																													
(6)	SHOC-022	RA: 00 32 18.5601 (8.0773337d) Dec: +15 00 14.72 (15.00409d) Equinox: J2000	Redshift: 0.01787	V=16.51 GALEX FUV MAG: 17.72884, GALEX NUV MAG:17.67636	Reference Frame: ICRS																																																																																														
<table border="1"> <thead> <tr> <th>#</th> <th>Label (ETC Run)</th> <th>Target</th> <th>Config,Mode,Aperture</th> <th>Spectral Els.</th> <th>Opt. Params.</th> <th>Special Reqs.</th> <th>Groups</th> <th>Exp. Time (Total)/[Actual Dur.]</th> <th>Orbit</th> </tr> </thead> <tbody> <tr> <td>1</td> <td>SHOC22 A CQ/Search (COS.ta.101 0108)</td> <td>(6) SHOC-022</td> <td>COS/NUV, ACQ/SEARCH, PSA</td> <td>MIRRORA</td> <td>SCAN-SIZE=2; CENTER=FLUX-W T</td> <td></td> <td></td> <td>89 Secs (89 Secs) [==>]</td> <td>[1]</td> </tr> <tr> <td>2</td> <td>SHOC22 A CQ/IMAGE (COS.ta.101 0108)</td> <td>(6) SHOC-022</td> <td>COS/NUV, ACQ/IMAGE, PSA</td> <td>MIRRORA</td> <td></td> <td></td> <td></td> <td>89 Secs (89 Secs) [==>]</td> <td>[1]</td> </tr> <tr> <td>3</td> <td>SHOC22 Ex posure 1 (COS.sp.101 1981)</td> <td>(6) SHOC-022</td> <td>COS/FUV, TIME-TAG, PSA</td> <td>G130M 1291 A</td> <td>FP-POS=3; BUFFER-TIME=33 21</td> <td></td> <td></td> <td>1848 Secs (1848 Secs) [==>]</td> <td>[1]</td> </tr> <tr> <td colspan="10"><i>Comments: We now use the two allowed FP-POS with the 1291 central wavelength. We opt to do longer exposures with the FP-POS = 3 setting to maximize the SNR for the Si II* 1194 emission line</i></td> </tr> <tr> <td>4</td> <td>SHOC22 Ex posure 2 (COS.sp.101 0110)</td> <td>(6) SHOC-022</td> <td>COS/FUV, TIME-TAG, PSA</td> <td>G130M 1291 A</td> <td>BUFFER-TIME=32 21; FP-POS=3</td> <td></td> <td></td> <td>2930 Secs (2930 Secs) [==>]</td> <td>[2]</td> </tr> <tr> <td colspan="10"><i>Comments: We now use the two allowed FP-POS with the 1291 central wavelength. We opt to do longer exposures with the FP-POS = 3 setting to maximize the SNR for the Si II* 1194 emission line</i></td> </tr> <tr> <td>5</td> <td>SHOC22 Ex posure 3 (COS.sp.101 0110)</td> <td>(6) SHOC-022</td> <td>COS/FUV, TIME-TAG, PSA</td> <td>G130M 1291 A</td> <td>BUFFER-TIME=32 21; FP-POS=4</td> <td></td> <td></td> <td>2930 Secs (2930 Secs) [==>]</td> <td>[3]</td> </tr> <tr> <td colspan="10"><i>Comments: We now use the two allowed FP-POS with the 1291 central wavelength. We opt to do longer exposures with the FP-POS = 3 setting to maximize the SNR for the Si II* 1194 emission line</i></td> </tr> </tbody> </table>										#	Label (ETC Run)	Target	Config,Mode,Aperture	Spectral Els.	Opt. Params.	Special Reqs.	Groups	Exp. Time (Total)/[Actual Dur.]	Orbit	1	SHOC22 A CQ/Search (COS.ta.101 0108)	(6) SHOC-022	COS/NUV, ACQ/SEARCH, PSA	MIRRORA	SCAN-SIZE=2; CENTER=FLUX-W T			89 Secs (89 Secs) [==>]	[1]	2	SHOC22 A CQ/IMAGE (COS.ta.101 0108)	(6) SHOC-022	COS/NUV, ACQ/IMAGE, PSA	MIRRORA				89 Secs (89 Secs) [==>]	[1]	3	SHOC22 Ex posure 1 (COS.sp.101 1981)	(6) SHOC-022	COS/FUV, TIME-TAG, PSA	G130M 1291 A	FP-POS=3; BUFFER-TIME=33 21			1848 Secs (1848 Secs) [==>]	[1]	<i>Comments: We now use the two allowed FP-POS with the 1291 central wavelength. We opt to do longer exposures with the FP-POS = 3 setting to maximize the SNR for the Si II* 1194 emission line</i>										4	SHOC22 Ex posure 2 (COS.sp.101 0110)	(6) SHOC-022	COS/FUV, TIME-TAG, PSA	G130M 1291 A	BUFFER-TIME=32 21; FP-POS=3			2930 Secs (2930 Secs) [==>]	[2]	<i>Comments: We now use the two allowed FP-POS with the 1291 central wavelength. We opt to do longer exposures with the FP-POS = 3 setting to maximize the SNR for the Si II* 1194 emission line</i>										5	SHOC22 Ex posure 3 (COS.sp.101 0110)	(6) SHOC-022	COS/FUV, TIME-TAG, PSA	G130M 1291 A	BUFFER-TIME=32 21; FP-POS=4			2930 Secs (2930 Secs) [==>]	[3]	<i>Comments: We now use the two allowed FP-POS with the 1291 central wavelength. We opt to do longer exposures with the FP-POS = 3 setting to maximize the SNR for the Si II* 1194 emission line</i>									
#	Label (ETC Run)	Target	Config,Mode,Aperture	Spectral Els.	Opt. Params.	Special Reqs.	Groups	Exp. Time (Total)/[Actual Dur.]	Orbit																																																																																										
1	SHOC22 A CQ/Search (COS.ta.101 0108)	(6) SHOC-022	COS/NUV, ACQ/SEARCH, PSA	MIRRORA	SCAN-SIZE=2; CENTER=FLUX-W T			89 Secs (89 Secs) [==>]	[1]																																																																																										
2	SHOC22 A CQ/IMAGE (COS.ta.101 0108)	(6) SHOC-022	COS/NUV, ACQ/IMAGE, PSA	MIRRORA				89 Secs (89 Secs) [==>]	[1]																																																																																										
3	SHOC22 Ex posure 1 (COS.sp.101 1981)	(6) SHOC-022	COS/FUV, TIME-TAG, PSA	G130M 1291 A	FP-POS=3; BUFFER-TIME=33 21			1848 Secs (1848 Secs) [==>]	[1]																																																																																										
<i>Comments: We now use the two allowed FP-POS with the 1291 central wavelength. We opt to do longer exposures with the FP-POS = 3 setting to maximize the SNR for the Si II* 1194 emission line</i>																																																																																																			
4	SHOC22 Ex posure 2 (COS.sp.101 0110)	(6) SHOC-022	COS/FUV, TIME-TAG, PSA	G130M 1291 A	BUFFER-TIME=32 21; FP-POS=3			2930 Secs (2930 Secs) [==>]	[2]																																																																																										
<i>Comments: We now use the two allowed FP-POS with the 1291 central wavelength. We opt to do longer exposures with the FP-POS = 3 setting to maximize the SNR for the Si II* 1194 emission line</i>																																																																																																			
5	SHOC22 Ex posure 3 (COS.sp.101 0110)	(6) SHOC-022	COS/FUV, TIME-TAG, PSA	G130M 1291 A	BUFFER-TIME=32 21; FP-POS=4			2930 Secs (2930 Secs) [==>]	[3]																																																																																										
<i>Comments: We now use the two allowed FP-POS with the 1291 central wavelength. We opt to do longer exposures with the FP-POS = 3 setting to maximize the SNR for the Si II* 1194 emission line</i>																																																																																																			

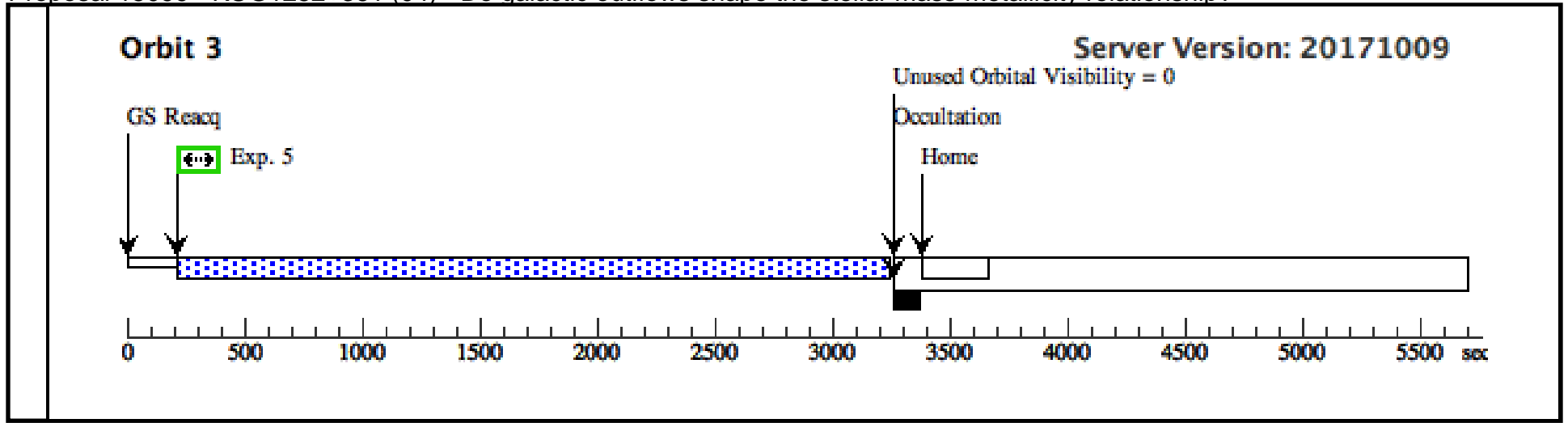


Proposal 15099 - KUG1252+361 (04) - Do galactic outflows shape the stellar mass-metallicity relationship?

Mon Nov 27 23:01:49 GMT 2017

Visit	Proposal 15099, KUG1252+361 (04), implementation Diagnostic Status: Warning Scientific Instruments: COS/FUV, COS/NUV Special Requirements: (none) <i>Comments: This object has a galex FUV magnitude of 17.52198 and a NUV of 17.3346. Since we take the coordinates from GALEX, we will first do a ACQ/SEARCH to fine-tune the position of the object. We will then take an ACQ/IMAGE to locate the object. This will only happen on the first orbit. We will then integrate for the remaining time on the object.</i>																																																																																																		
	Diagnosics (KUG1252+361 (04)) Warning (Form): For the best data quality, it is strongly recommended that the maximum number of allowed FP-POS positions is used when observing at a given COS CENWAVE setting. See full description for details. (KUG1252+361 (04)) Warning (Orbit Planner): ORBITAL VISIBILITY OVERRUN (KUG1252+361 Exposure 1 (04.003)) Warning (Form): COS FUV PSA science exposures with extended targets have special calibration limitations. See "Errors and Warnings" for more details. (KUG1252+361 Exposure 2 (04.004)) Warning (Form): COS FUV PSA science exposures with extended targets have special calibration limitations. See "Errors and Warnings" for more details. (KUG1252+361 Exposure 3 (04.005)) Warning (Form): COS FUV PSA science exposures with extended targets have special calibration limitations. See "Errors and Warnings" for more details.																																																																																																		
Fixed Targets	<table border="1"> <thead> <tr> <th>#</th> <th>Name</th> <th>Target Coordinates</th> <th>Targ. Coord. Corrections</th> <th>Fluxes</th> <th>Miscellaneous</th> </tr> </thead> <tbody> <tr> <td>(5)</td> <td>KUG1252+361</td> <td>RA: 12 54 44.6258 (193.6859408d) Dec: +35 55 19.67 (35.92213d) Equinox: J2000</td> <td>Redshift: 0.01451</td> <td>V=16.72 GALEX FUV MAG: 17.52198, GALEX NUV MAG: 17.3346</td> <td>Reference Frame: ICRS</td> </tr> </tbody> </table> <i>Comments: This object was selected from a cross-matched SDSS+GALEX catalog. The RA/DEC comes from the GALEX observation, and the errors are the quoted errors with the GALEX astrometry. Extended=YES</i>										#	Name	Target Coordinates	Targ. Coord. Corrections	Fluxes	Miscellaneous	(5)	KUG1252+361	RA: 12 54 44.6258 (193.6859408d) Dec: +35 55 19.67 (35.92213d) Equinox: J2000	Redshift: 0.01451	V=16.72 GALEX FUV MAG: 17.52198, GALEX NUV MAG: 17.3346	Reference Frame: ICRS																																																																													
	#	Name	Target Coordinates	Targ. Coord. Corrections	Fluxes	Miscellaneous																																																																																													
(5)	KUG1252+361	RA: 12 54 44.6258 (193.6859408d) Dec: +35 55 19.67 (35.92213d) Equinox: J2000	Redshift: 0.01451	V=16.72 GALEX FUV MAG: 17.52198, GALEX NUV MAG: 17.3346	Reference Frame: ICRS																																																																																														
<table border="1"> <thead> <tr> <th>#</th> <th>Label (ETC Run)</th> <th>Target</th> <th>Config,Mode,Aperture</th> <th>Spectral Els.</th> <th>Opt. Params.</th> <th>Special Reqs.</th> <th>Groups</th> <th>Exp. Time (Total)/[Actual Dur.]</th> <th>Orbit</th> </tr> </thead> <tbody> <tr> <td>1</td> <td>KUG1252+361 ACQ/Se arch (COS.ta.101 0113)</td> <td>(5) KUG1252+361</td> <td>COS/NUV, ACQ/SEARCH, PSA</td> <td>MIRRORA</td> <td>SCAN-SIZE=2; CENTER=FLUX-W T</td> <td></td> <td></td> <td>64 Secs (64 Secs) [==>]</td> <td>[1]</td> </tr> <tr> <td>2</td> <td>KUG1252+361 ACQ/I MAGE (COS.ta.101 0113)</td> <td>(5) KUG1252+361</td> <td>COS/NUV, ACQ/IMAGE, PSA</td> <td>MIRRORA</td> <td></td> <td></td> <td></td> <td>64 Secs (64 Secs) [==>]</td> <td>[1]</td> </tr> <tr> <td>3</td> <td>KUG1252+361 Exposure 1 (COS.sp.101 1982)</td> <td>(5) KUG1252+361</td> <td>COS/FUV, TIME-TAG, PSA</td> <td>G130M 1291 A</td> <td>FP-POS=3; BUFFER-TIME=29 44</td> <td></td> <td></td> <td>2042 Secs (2042 Secs) [==>]</td> <td>[1]</td> </tr> <tr> <td colspan="10"><i>Comments: We now use the two allowed FP-POS with the 1291 central wavelength. We opt to do longer exposures with the FP-POS = 3 setting to maximize the SNR for the Si II* 1194 emission line</i></td> </tr> <tr> <td>4</td> <td>KUG1252+361 Exposure 2 (COS.sp.101 0127)</td> <td>(5) KUG1252+361</td> <td>COS/FUV, TIME-TAG, PSA</td> <td>G130M 1291 A</td> <td>BUFFER-TIME=29 44; FP-POS=3</td> <td></td> <td></td> <td>2974 Secs (2974 Secs) [==>]</td> <td>[2]</td> </tr> <tr> <td colspan="10"><i>Comments: We now use the two allowed FP-POS with the 1291 central wavelength. We opt to do longer exposures with the FP-POS = 3 setting to maximize the SNR for the Si II* 1194 emission line</i></td> </tr> <tr> <td>5</td> <td>KUG1252+361 Exposure 3 (COS.sp.101 0110)</td> <td>(5) KUG1252+361</td> <td>COS/FUV, TIME-TAG, PSA</td> <td>G130M 1291 A</td> <td>BUFFER-TIME=29 44; FP-POS=4</td> <td></td> <td></td> <td>2974 Secs (2974 Secs) [==>]</td> <td>[3]</td> </tr> <tr> <td colspan="10"><i>Comments: We now use the two allowed FP-POS with the 1291 central wavelength. We opt to do longer exposures with the FP-POS = 3 setting to maximize the SNR for the Si II* 1194 emission line</i></td> </tr> </tbody> </table>										#	Label (ETC Run)	Target	Config,Mode,Aperture	Spectral Els.	Opt. Params.	Special Reqs.	Groups	Exp. Time (Total)/[Actual Dur.]	Orbit	1	KUG1252+361 ACQ/Se arch (COS.ta.101 0113)	(5) KUG1252+361	COS/NUV, ACQ/SEARCH, PSA	MIRRORA	SCAN-SIZE=2; CENTER=FLUX-W T			64 Secs (64 Secs) [==>]	[1]	2	KUG1252+361 ACQ/I MAGE (COS.ta.101 0113)	(5) KUG1252+361	COS/NUV, ACQ/IMAGE, PSA	MIRRORA				64 Secs (64 Secs) [==>]	[1]	3	KUG1252+361 Exposure 1 (COS.sp.101 1982)	(5) KUG1252+361	COS/FUV, TIME-TAG, PSA	G130M 1291 A	FP-POS=3; BUFFER-TIME=29 44			2042 Secs (2042 Secs) [==>]	[1]	<i>Comments: We now use the two allowed FP-POS with the 1291 central wavelength. We opt to do longer exposures with the FP-POS = 3 setting to maximize the SNR for the Si II* 1194 emission line</i>										4	KUG1252+361 Exposure 2 (COS.sp.101 0127)	(5) KUG1252+361	COS/FUV, TIME-TAG, PSA	G130M 1291 A	BUFFER-TIME=29 44; FP-POS=3			2974 Secs (2974 Secs) [==>]	[2]	<i>Comments: We now use the two allowed FP-POS with the 1291 central wavelength. We opt to do longer exposures with the FP-POS = 3 setting to maximize the SNR for the Si II* 1194 emission line</i>										5	KUG1252+361 Exposure 3 (COS.sp.101 0110)	(5) KUG1252+361	COS/FUV, TIME-TAG, PSA	G130M 1291 A	BUFFER-TIME=29 44; FP-POS=4			2974 Secs (2974 Secs) [==>]	[3]	<i>Comments: We now use the two allowed FP-POS with the 1291 central wavelength. We opt to do longer exposures with the FP-POS = 3 setting to maximize the SNR for the Si II* 1194 emission line</i>									
#	Label (ETC Run)	Target	Config,Mode,Aperture	Spectral Els.	Opt. Params.	Special Reqs.	Groups	Exp. Time (Total)/[Actual Dur.]	Orbit																																																																																										
1	KUG1252+361 ACQ/Se arch (COS.ta.101 0113)	(5) KUG1252+361	COS/NUV, ACQ/SEARCH, PSA	MIRRORA	SCAN-SIZE=2; CENTER=FLUX-W T			64 Secs (64 Secs) [==>]	[1]																																																																																										
2	KUG1252+361 ACQ/I MAGE (COS.ta.101 0113)	(5) KUG1252+361	COS/NUV, ACQ/IMAGE, PSA	MIRRORA				64 Secs (64 Secs) [==>]	[1]																																																																																										
3	KUG1252+361 Exposure 1 (COS.sp.101 1982)	(5) KUG1252+361	COS/FUV, TIME-TAG, PSA	G130M 1291 A	FP-POS=3; BUFFER-TIME=29 44			2042 Secs (2042 Secs) [==>]	[1]																																																																																										
<i>Comments: We now use the two allowed FP-POS with the 1291 central wavelength. We opt to do longer exposures with the FP-POS = 3 setting to maximize the SNR for the Si II* 1194 emission line</i>																																																																																																			
4	KUG1252+361 Exposure 2 (COS.sp.101 0127)	(5) KUG1252+361	COS/FUV, TIME-TAG, PSA	G130M 1291 A	BUFFER-TIME=29 44; FP-POS=3			2974 Secs (2974 Secs) [==>]	[2]																																																																																										
<i>Comments: We now use the two allowed FP-POS with the 1291 central wavelength. We opt to do longer exposures with the FP-POS = 3 setting to maximize the SNR for the Si II* 1194 emission line</i>																																																																																																			
5	KUG1252+361 Exposure 3 (COS.sp.101 0110)	(5) KUG1252+361	COS/FUV, TIME-TAG, PSA	G130M 1291 A	BUFFER-TIME=29 44; FP-POS=4			2974 Secs (2974 Secs) [==>]	[3]																																																																																										
<i>Comments: We now use the two allowed FP-POS with the 1291 central wavelength. We opt to do longer exposures with the FP-POS = 3 setting to maximize the SNR for the Si II* 1194 emission line</i>																																																																																																			

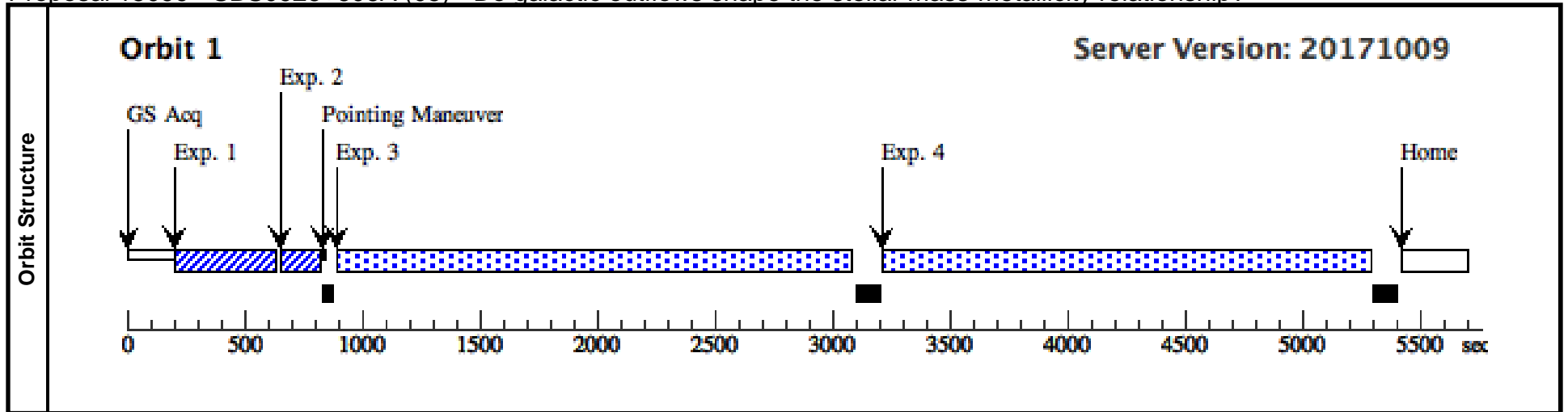




Proposal 15099 - SBS0926+606A (05) - Do galactic outflows shape the stellar mass-metallicity relationship?

Mon Nov 27 23:01:49 GMT 2017

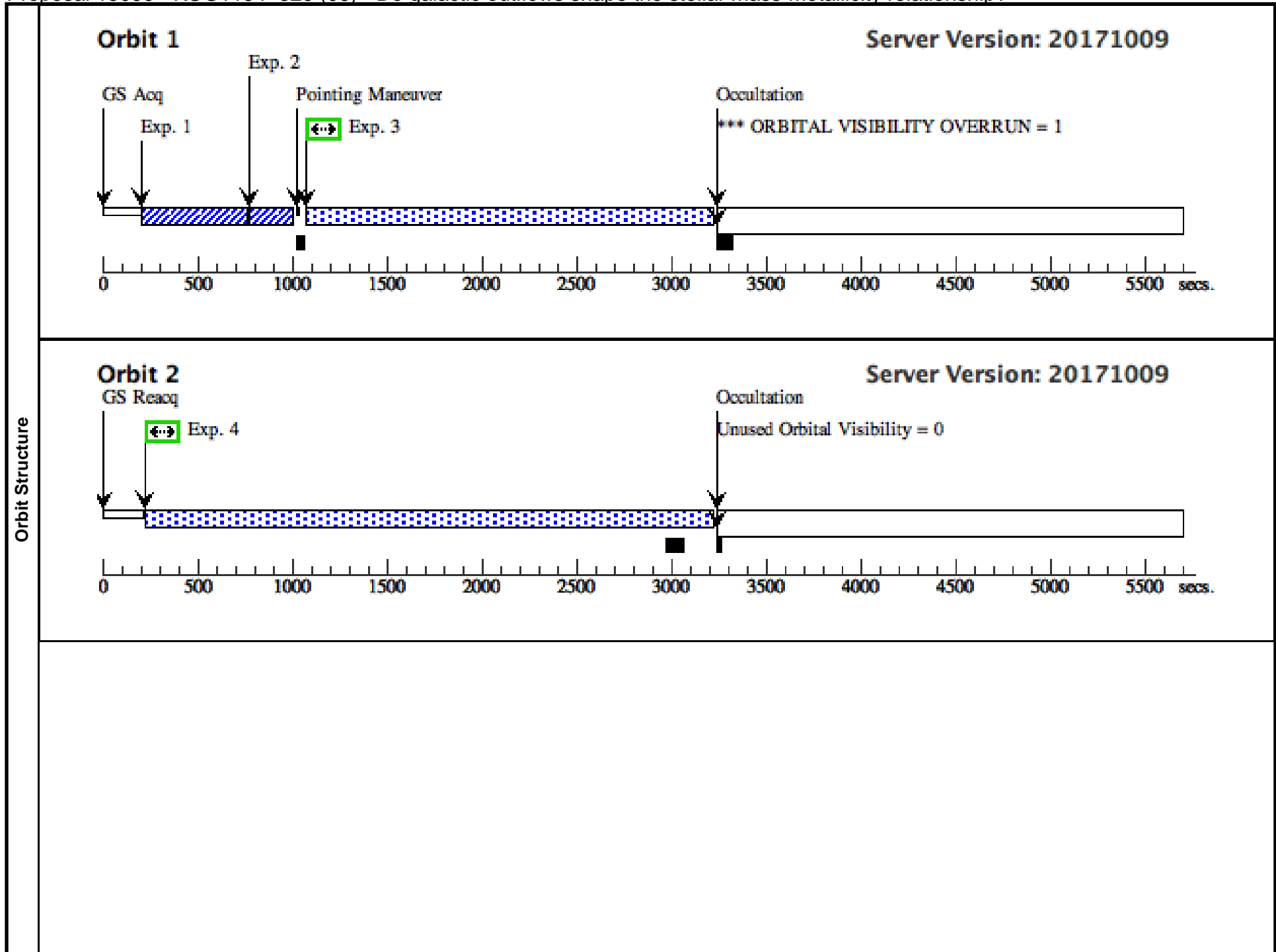
Visit	Proposal 15099, SBS0926+606A (05), implementation Diagnostic Status: Warning Scientific Instruments: COS/FUV, COS/NUV Special Requirements: CVZ <i>Comments: This object has a galex FUV magnitude of 16.81578 and a NUV of 16.82314. Since we take the coordinates from GALEX, we will first do a ACQ/SEARCH to fine-tune the position of the object. We will then take an ACQ/IMAGE to locate the object. This object requires a CVZ orbit, and will only require a single orbit.</i>																																																							
	Diagnosics (SBS0926+606A (05)) Warning (Form): For the best data quality, it is strongly recommended that the maximum number of allowed FP-POS positions is used when observing at a given COS CENWAVE setting. See full description for details. (SBS0926+606A Exposure 1 (05.003)) Warning (Form): COS FUV PSA science exposures with extended targets have special calibration limitations. See "Errors and Warnings" for more details. (SBS0926+606A Exposure 2 (05.004)) Warning (Form): COS FUV PSA science exposures with extended targets have special calibration limitations. See "Errors and Warnings" for more details.																																																							
Fixed Targets	<table border="1"> <thead> <tr> <th>#</th> <th>Name</th> <th>Target Coordinates</th> <th>Targ. Coord. Corrections</th> <th>Fluxes</th> <th>Miscellaneous</th> </tr> </thead> <tbody> <tr> <td>(2)</td> <td>SBS0926+606A</td> <td>RA: 09 30 6.5478 (142.5272825d) Dec: +60 26 52.32 (60.44787d) Equinox: J2000</td> <td>Redshift: 0.0136588</td> <td>V=16.837 GALEX FUV MAG: 16.81578, GALEX NUV MAG: 16.82314</td> <td>Reference Frame: ICRS</td> </tr> </tbody> </table>						#	Name	Target Coordinates	Targ. Coord. Corrections	Fluxes	Miscellaneous	(2)	SBS0926+606A	RA: 09 30 6.5478 (142.5272825d) Dec: +60 26 52.32 (60.44787d) Equinox: J2000	Redshift: 0.0136588	V=16.837 GALEX FUV MAG: 16.81578, GALEX NUV MAG: 16.82314	Reference Frame: ICRS																																						
	#	Name	Target Coordinates	Targ. Coord. Corrections	Fluxes	Miscellaneous																																																		
(2)	SBS0926+606A	RA: 09 30 6.5478 (142.5272825d) Dec: +60 26 52.32 (60.44787d) Equinox: J2000	Redshift: 0.0136588	V=16.837 GALEX FUV MAG: 16.81578, GALEX NUV MAG: 16.82314	Reference Frame: ICRS																																																			
<i>Comments: This object was selected from a cross-matched SDSS+GALEX catalog. The RA/DEC comes from the GALEX observation, and the errors are the quoted errors with the GALEX astrometry. Extended=YES</i>																																																								
Exposures	<table border="1"> <thead> <tr> <th>#</th> <th>Label (ETC Run)</th> <th>Target</th> <th>Config,Mode,Aperture</th> <th>Spectral Els.</th> <th>Opt. Params.</th> <th>Special Reqs.</th> <th>Groups</th> <th>Exp. Time (Total)/[Actual Dur.]</th> <th>Orbit</th> </tr> </thead> <tbody> <tr> <td>1</td> <td>SBS0926+606A ACQ/SEARCH (COS.ta.1010136)</td> <td>(2) SBS0926+606A</td> <td>COS/NUV, ACQ/SEARCH, PSA</td> <td>MIRRORA</td> <td>SCAN-SIZE=2; CENTER=FLUX-WT</td> <td></td> <td></td> <td>40 Secs (40 Secs) [==>]</td> <td>[1]</td> </tr> <tr> <td>2</td> <td>SBS0926+606A ACQ/IMAGE (COS.ta.1010136)</td> <td>(2) SBS0926+606A</td> <td>COS/NUV, ACQ/IMAGE, PSA</td> <td>MIRRORA</td> <td></td> <td></td> <td></td> <td>40 Secs (40 Secs) [==>]</td> <td>[1]</td> </tr> <tr> <td>3</td> <td>SBS0926+606A Exposure 1 (COS.sp.1011983)</td> <td>(2) SBS0926+606A</td> <td>COS/FUV, TIME-TAG, PSA</td> <td>G130M 1291 A</td> <td>FP-POS=3; BUFFER-TIME=2025</td> <td></td> <td></td> <td>2025 Secs (2025 Secs) [==>]</td> <td>[1]</td> </tr> <tr> <td>4</td> <td>SBS0926+606A Exposure 2 (COS.sp.1011983)</td> <td>(2) SBS0926+606A</td> <td>COS/FUV, TIME-TAG, PSA</td> <td>G130M 1291 A</td> <td>FP-POS=4; BUFFER-TIME=2025</td> <td></td> <td></td> <td>2025 Secs (2025 Secs) [==>]</td> <td>[1]</td> </tr> </tbody> </table>						#	Label (ETC Run)	Target	Config,Mode,Aperture	Spectral Els.	Opt. Params.	Special Reqs.	Groups	Exp. Time (Total)/[Actual Dur.]	Orbit	1	SBS0926+606A ACQ/SEARCH (COS.ta.1010136)	(2) SBS0926+606A	COS/NUV, ACQ/SEARCH, PSA	MIRRORA	SCAN-SIZE=2; CENTER=FLUX-WT			40 Secs (40 Secs) [==>]	[1]	2	SBS0926+606A ACQ/IMAGE (COS.ta.1010136)	(2) SBS0926+606A	COS/NUV, ACQ/IMAGE, PSA	MIRRORA				40 Secs (40 Secs) [==>]	[1]	3	SBS0926+606A Exposure 1 (COS.sp.1011983)	(2) SBS0926+606A	COS/FUV, TIME-TAG, PSA	G130M 1291 A	FP-POS=3; BUFFER-TIME=2025			2025 Secs (2025 Secs) [==>]	[1]	4	SBS0926+606A Exposure 2 (COS.sp.1011983)	(2) SBS0926+606A	COS/FUV, TIME-TAG, PSA	G130M 1291 A	FP-POS=4; BUFFER-TIME=2025			2025 Secs (2025 Secs) [==>]	[1]
	#	Label (ETC Run)	Target	Config,Mode,Aperture	Spectral Els.	Opt. Params.	Special Reqs.	Groups	Exp. Time (Total)/[Actual Dur.]	Orbit																																														
	1	SBS0926+606A ACQ/SEARCH (COS.ta.1010136)	(2) SBS0926+606A	COS/NUV, ACQ/SEARCH, PSA	MIRRORA	SCAN-SIZE=2; CENTER=FLUX-WT			40 Secs (40 Secs) [==>]	[1]																																														
	2	SBS0926+606A ACQ/IMAGE (COS.ta.1010136)	(2) SBS0926+606A	COS/NUV, ACQ/IMAGE, PSA	MIRRORA				40 Secs (40 Secs) [==>]	[1]																																														
	3	SBS0926+606A Exposure 1 (COS.sp.1011983)	(2) SBS0926+606A	COS/FUV, TIME-TAG, PSA	G130M 1291 A	FP-POS=3; BUFFER-TIME=2025			2025 Secs (2025 Secs) [==>]	[1]																																														
4	SBS0926+606A Exposure 2 (COS.sp.1011983)	(2) SBS0926+606A	COS/FUV, TIME-TAG, PSA	G130M 1291 A	FP-POS=4; BUFFER-TIME=2025			2025 Secs (2025 Secs) [==>]	[1]																																															
<i>Comments: We now use the two allowed FP-POS with the 1291 central wavelength.</i>																																																								
<i>Comments: We now use the two allowed FP-POS with the 1291 central wavelength.</i>																																																								

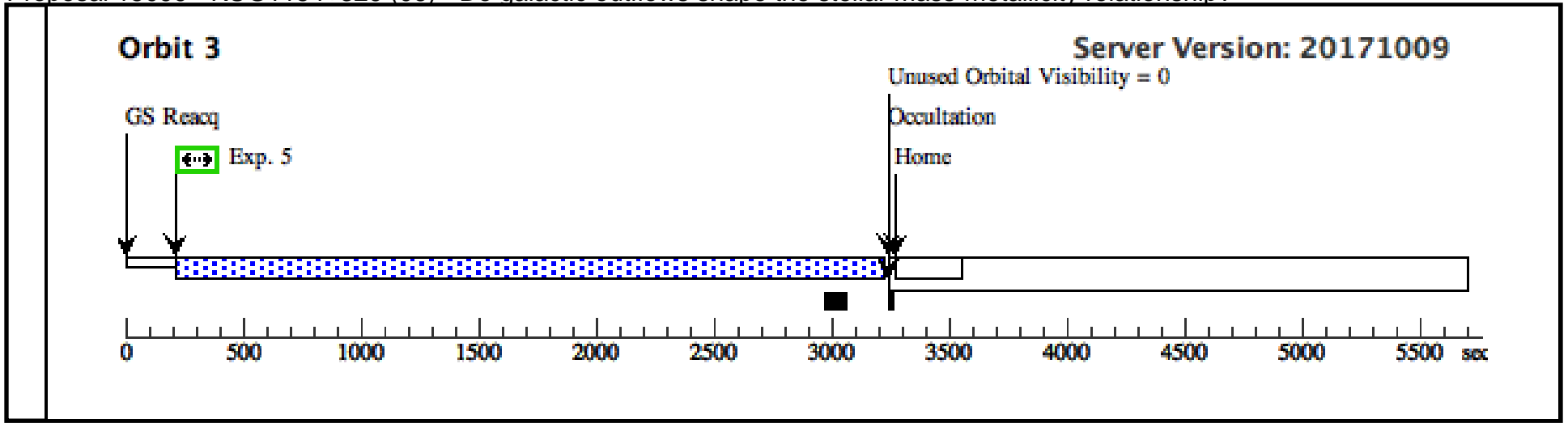


Proposal 15099 - KUG1154+329 (06) - Do galactic outflows shape the stellar mass-metallicity relationship?

Mon Nov 27 23:01:49 GMT 2017

Visit	Proposal 15099, KUG1154+329 (06), implementation Diagnostic Status: Warning Scientific Instruments: COS/FUV, COS/NUV Special Requirements: (none) <i>Comments: This object has a galex FUV magnitude of 17.38189 and a NUV of 16.92056. Since we take the coordinates from GALEX, we will first do a ACQ/SEARCH to fine-tune the position of the object. We will then take an ACQ/IMAGE to locate the object. This will only happen on the first orbit. We will then integrate for the remaining time on the object.</i>																																																																																																		
	Diagnosics (KUG1154+329 (06)) Warning (Form): For the best data quality, it is strongly recommended that the maximum number of allowed FP-POS positions is used when observing at a given COS CENWAVE setting. See full description for details. (KUG1154+329 (06)) Warning (Orbit Planner): ORBITAL VISIBILITY OVERRUN (KUG1252+361 Exposure 1 (06.003)) Warning (Form): COS FUV PSA science exposures with extended targets have special calibration limitations. See "Errors and Warnings" for more details. (KUG1252+361 Exposure 2 (06.004)) Warning (Form): COS FUV PSA science exposures with extended targets have special calibration limitations. See "Errors and Warnings" for more details. (KUG1252+361 Exposure 3 (06.005)) Warning (Form): COS FUV PSA science exposures with extended targets have special calibration limitations. See "Errors and Warnings" for more details.																																																																																																		
Fixed Targets	<table border="1"> <thead> <tr> <th>#</th> <th>Name</th> <th>Target Coordinates</th> <th>Targ. Coord. Corrections</th> <th>Fluxes</th> <th>Miscellaneous</th> </tr> </thead> <tbody> <tr> <td>(4)</td> <td>KUG1154+329</td> <td>RA: 11 56 40.5583 (179.1689929d) Dec: +32 37 42.22 (32.62839d) Equinox: J2000</td> <td>Redshift: 0.0114211</td> <td>V=16.19 GALEX FUV MAG: 17.38189, GALEX NUV MAG: 16.92056</td> <td>Reference Frame: ICRS</td> </tr> </tbody> </table> <p><i>Comments: This object was selected from a cross-matched SDSS+GALEX catalog. The RA/DEC comes from the GALEX observation, and the errors are the quoted errors with the GALEX astrometry. Extended=YES</i></p>										#	Name	Target Coordinates	Targ. Coord. Corrections	Fluxes	Miscellaneous	(4)	KUG1154+329	RA: 11 56 40.5583 (179.1689929d) Dec: +32 37 42.22 (32.62839d) Equinox: J2000	Redshift: 0.0114211	V=16.19 GALEX FUV MAG: 17.38189, GALEX NUV MAG: 16.92056	Reference Frame: ICRS																																																																													
	#	Name	Target Coordinates	Targ. Coord. Corrections	Fluxes	Miscellaneous																																																																																													
(4)	KUG1154+329	RA: 11 56 40.5583 (179.1689929d) Dec: +32 37 42.22 (32.62839d) Equinox: J2000	Redshift: 0.0114211	V=16.19 GALEX FUV MAG: 17.38189, GALEX NUV MAG: 16.92056	Reference Frame: ICRS																																																																																														
<table border="1"> <thead> <tr> <th>#</th> <th>Label (ETC Run)</th> <th>Target</th> <th>Config,Mode,Aperture</th> <th>Spectral Els.</th> <th>Opt. Params.</th> <th>Special Reqs.</th> <th>Groups</th> <th>Exp. Time (Total)/[Actual Dur.]</th> <th>Orbit</th> </tr> </thead> <tbody> <tr> <td>1</td> <td>KUG1252+361 ACQ/Se arch (COS.ta.101 0138)</td> <td>(4) KUG1154+329</td> <td>COS/NUV, ACQ/SEARCH, PSA</td> <td>MIRRORA</td> <td>SCAN-SIZE=2; CENTER=FLUX-W T</td> <td></td> <td></td> <td>71 Secs (71 Secs) [==>]</td> <td>[1]</td> </tr> <tr> <td>2</td> <td>KUG1252+361 ACQ/I MAGE (COS.ta.101 0138)</td> <td>(4) KUG1154+329</td> <td>COS/NUV, ACQ/IMAGE, PSA</td> <td>MIRRORA</td> <td></td> <td></td> <td></td> <td>71 Secs (71 Secs) [==>]</td> <td>[1]</td> </tr> <tr> <td>3</td> <td>KUG1252+361 Exposure 1 (COS.sp.101 1989)</td> <td>(4) KUG1154+329</td> <td>COS/FUV, TIME-TAG, PSA</td> <td>G130M 1291 A</td> <td>FP-POS=3; BUFFER-TIME=29 44</td> <td></td> <td></td> <td>1980 Secs (1980 Secs) [==>]</td> <td>[1]</td> </tr> <tr> <td colspan="10"> <i>Comments: We now use the two allowed FP-POS with the 1291 central wavelength. We opt to do longer exposures with the FP-POS = 3 setting to maximize the SNR for the Si II* 1194 emission line</i> </td> </tr> <tr> <td>4</td> <td>KUG1252+361 Exposure 2 (COS.sp.101 0141)</td> <td>(4) KUG1154+329</td> <td>COS/FUV, TIME-TAG, PSA</td> <td>G130M 1291 A</td> <td>BUFFER-TIME=27 15; FP-POS=3</td> <td></td> <td></td> <td>2954 Secs (2954 Secs) [==>]</td> <td>[2]</td> </tr> <tr> <td colspan="10"> <i>Comments: We now use the two allowed FP-POS with the 1291 central wavelength. We opt to do longer exposures with the FP-POS = 3 setting to maximize the SNR for the Si II* 1194 emission line</i> </td> </tr> <tr> <td>5</td> <td>KUG1252+361 Exposure 3 (COS.sp.101 0141)</td> <td>(4) KUG1154+329</td> <td>COS/FUV, TIME-TAG, PSA</td> <td>G130M 1291 A</td> <td>BUFFER-TIME=27 15; FP-POS=4</td> <td></td> <td></td> <td>2954 Secs (2954 Secs) [==>]</td> <td>[3]</td> </tr> <tr> <td colspan="10"> <i>Comments: We now use the two allowed FP-POS with the 1291 central wavelength. We opt to do longer exposures with the FP-POS = 3 setting to maximize the SNR for the Si II* 1194 emission line</i> </td> </tr> </tbody> </table>										#	Label (ETC Run)	Target	Config,Mode,Aperture	Spectral Els.	Opt. Params.	Special Reqs.	Groups	Exp. Time (Total)/[Actual Dur.]	Orbit	1	KUG1252+361 ACQ/Se arch (COS.ta.101 0138)	(4) KUG1154+329	COS/NUV, ACQ/SEARCH, PSA	MIRRORA	SCAN-SIZE=2; CENTER=FLUX-W T			71 Secs (71 Secs) [==>]	[1]	2	KUG1252+361 ACQ/I MAGE (COS.ta.101 0138)	(4) KUG1154+329	COS/NUV, ACQ/IMAGE, PSA	MIRRORA				71 Secs (71 Secs) [==>]	[1]	3	KUG1252+361 Exposure 1 (COS.sp.101 1989)	(4) KUG1154+329	COS/FUV, TIME-TAG, PSA	G130M 1291 A	FP-POS=3; BUFFER-TIME=29 44			1980 Secs (1980 Secs) [==>]	[1]	<i>Comments: We now use the two allowed FP-POS with the 1291 central wavelength. We opt to do longer exposures with the FP-POS = 3 setting to maximize the SNR for the Si II* 1194 emission line</i>										4	KUG1252+361 Exposure 2 (COS.sp.101 0141)	(4) KUG1154+329	COS/FUV, TIME-TAG, PSA	G130M 1291 A	BUFFER-TIME=27 15; FP-POS=3			2954 Secs (2954 Secs) [==>]	[2]	<i>Comments: We now use the two allowed FP-POS with the 1291 central wavelength. We opt to do longer exposures with the FP-POS = 3 setting to maximize the SNR for the Si II* 1194 emission line</i>										5	KUG1252+361 Exposure 3 (COS.sp.101 0141)	(4) KUG1154+329	COS/FUV, TIME-TAG, PSA	G130M 1291 A	BUFFER-TIME=27 15; FP-POS=4			2954 Secs (2954 Secs) [==>]	[3]	<i>Comments: We now use the two allowed FP-POS with the 1291 central wavelength. We opt to do longer exposures with the FP-POS = 3 setting to maximize the SNR for the Si II* 1194 emission line</i>									
#	Label (ETC Run)	Target	Config,Mode,Aperture	Spectral Els.	Opt. Params.	Special Reqs.	Groups	Exp. Time (Total)/[Actual Dur.]	Orbit																																																																																										
1	KUG1252+361 ACQ/Se arch (COS.ta.101 0138)	(4) KUG1154+329	COS/NUV, ACQ/SEARCH, PSA	MIRRORA	SCAN-SIZE=2; CENTER=FLUX-W T			71 Secs (71 Secs) [==>]	[1]																																																																																										
2	KUG1252+361 ACQ/I MAGE (COS.ta.101 0138)	(4) KUG1154+329	COS/NUV, ACQ/IMAGE, PSA	MIRRORA				71 Secs (71 Secs) [==>]	[1]																																																																																										
3	KUG1252+361 Exposure 1 (COS.sp.101 1989)	(4) KUG1154+329	COS/FUV, TIME-TAG, PSA	G130M 1291 A	FP-POS=3; BUFFER-TIME=29 44			1980 Secs (1980 Secs) [==>]	[1]																																																																																										
<i>Comments: We now use the two allowed FP-POS with the 1291 central wavelength. We opt to do longer exposures with the FP-POS = 3 setting to maximize the SNR for the Si II* 1194 emission line</i>																																																																																																			
4	KUG1252+361 Exposure 2 (COS.sp.101 0141)	(4) KUG1154+329	COS/FUV, TIME-TAG, PSA	G130M 1291 A	BUFFER-TIME=27 15; FP-POS=3			2954 Secs (2954 Secs) [==>]	[2]																																																																																										
<i>Comments: We now use the two allowed FP-POS with the 1291 central wavelength. We opt to do longer exposures with the FP-POS = 3 setting to maximize the SNR for the Si II* 1194 emission line</i>																																																																																																			
5	KUG1252+361 Exposure 3 (COS.sp.101 0141)	(4) KUG1154+329	COS/FUV, TIME-TAG, PSA	G130M 1291 A	BUFFER-TIME=27 15; FP-POS=4			2954 Secs (2954 Secs) [==>]	[3]																																																																																										
<i>Comments: We now use the two allowed FP-POS with the 1291 central wavelength. We opt to do longer exposures with the FP-POS = 3 setting to maximize the SNR for the Si II* 1194 emission line</i>																																																																																																			

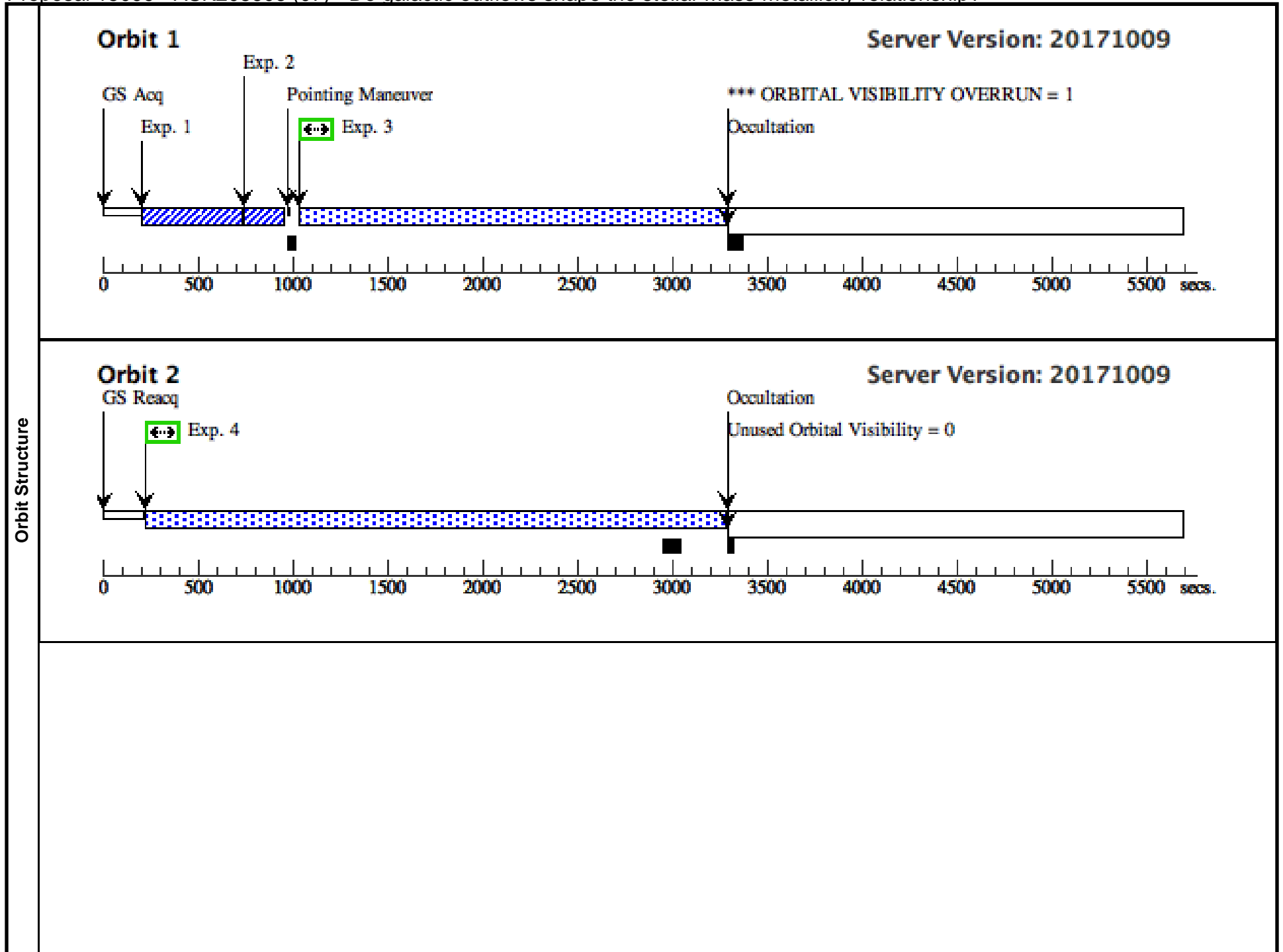


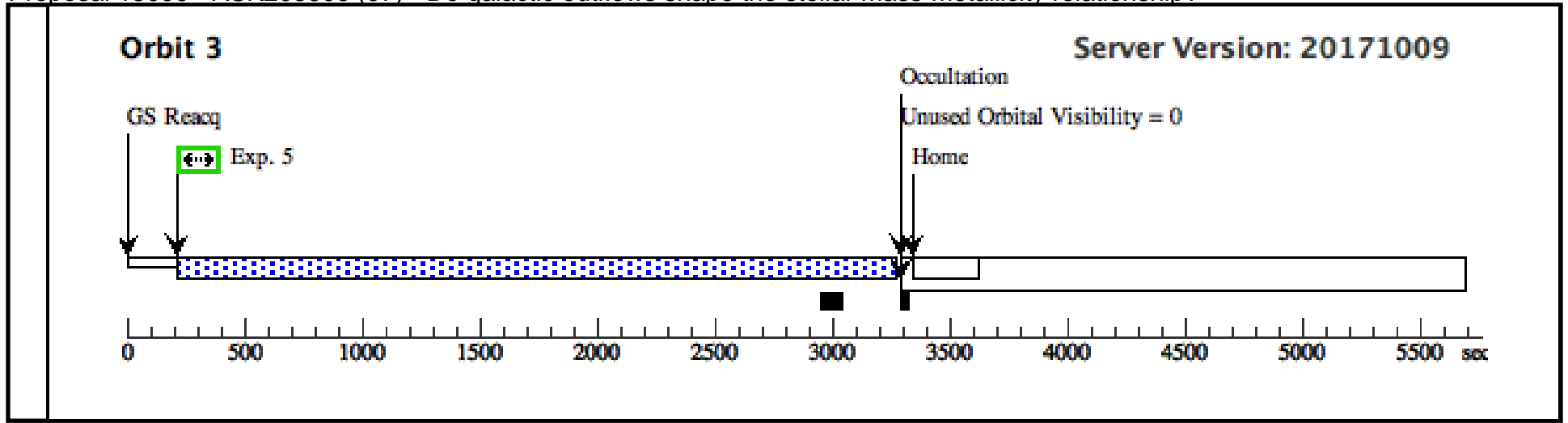


Proposal 15099 - ASK208606 (07) - Do galactic outflows shape the stellar mass-metallicity relationship?

Mon Nov 27 23:01:49 GMT 2017

Visit	Proposal 15099, ASK208606 (07), implementation Diagnostic Status: Warning Scientific Instruments: COS/FUV, COS/NUV Special Requirements: (none) <i>Comments: This object has a galex FUV magnitude of 17.33927 and a NUV of 17.35959. Since we take the coordinates from GALEX, we will first do a ACQ/SEARCH to fine-tune the position of the object. We will then take an ACQ/IMAGE to locate the object. This will only happen on the first orbit. We will then integrate for the remaining time on the object.</i>																																																																																																		
	Diagnosics (ASK208606 (07)) Warning (Form): For the best data quality, it is strongly recommended that the maximum number of allowed FP-POS positions is used when observing at a given COS CENWAVE setting. See full description for details. (ASK208606 (07)) Warning (Orbit Planner): ORBITAL VISIBILITY OVERRUN (ASK208606 Exposure 1 (07.003)) Warning (Form): COS FUV PSA science exposures with extended targets have special calibration limitations. See "Errors and Warnings" for more details. (ASK208606 Exposure 2 (07.004)) Warning (Form): COS FUV PSA science exposures with extended targets have special calibration limitations. See "Errors and Warnings" for more details. (ASK208606 Exposure 3 (07.005)) Warning (Form): COS FUV PSA science exposures with extended targets have special calibration limitations. See "Errors and Warnings" for more details.																																																																																																		
Fixed Targets	<table border="1"> <thead> <tr> <th>#</th> <th>Name</th> <th>Target Coordinates</th> <th>Targ. Coord. Corrections</th> <th>Fluxes</th> <th>Miscellaneous</th> </tr> </thead> <tbody> <tr> <td>(1)</td> <td>ASK208606</td> <td>RA: 09 51 39.3374 (147.9139058d) Dec: +44 19 8.89 (44.31914d) Equinox: J2000</td> <td>Redshift: 0.0150657</td> <td>V=16.73 GALEX FUV MAG: 17.33927, GALEX NUV MAG: 17.35959</td> <td>Reference Frame: ICRS</td> </tr> </tbody> </table> <p><i>Comments: This object was selected from a cross-matched SDSS+GALEX catalog. The RA/DEC comes from the GALEX observation, and the errors are the quoted errors with the GALEX astrometry. Extended=YES</i></p>										#	Name	Target Coordinates	Targ. Coord. Corrections	Fluxes	Miscellaneous	(1)	ASK208606	RA: 09 51 39.3374 (147.9139058d) Dec: +44 19 8.89 (44.31914d) Equinox: J2000	Redshift: 0.0150657	V=16.73 GALEX FUV MAG: 17.33927, GALEX NUV MAG: 17.35959	Reference Frame: ICRS																																																																													
	#	Name	Target Coordinates	Targ. Coord. Corrections	Fluxes	Miscellaneous																																																																																													
(1)	ASK208606	RA: 09 51 39.3374 (147.9139058d) Dec: +44 19 8.89 (44.31914d) Equinox: J2000	Redshift: 0.0150657	V=16.73 GALEX FUV MAG: 17.33927, GALEX NUV MAG: 17.35959	Reference Frame: ICRS																																																																																														
<table border="1"> <thead> <tr> <th>#</th> <th>Label (ETC Run)</th> <th>Target</th> <th>Config,Mode,Aperture</th> <th>Spectral Els.</th> <th>Opt. Params.</th> <th>Special Reqs.</th> <th>Groups</th> <th>Exp. Time (Total)/[Actual Dur.]</th> <th>Orbit</th> </tr> </thead> <tbody> <tr> <td>1</td> <td>ASK 20860 6 ACQ/Se arch (COS.ta.101 3306)</td> <td>(1) ASK208606</td> <td>COS/NUV, ACQ/SEARCH, PSA</td> <td>MIRRORA</td> <td>SCAN-SIZE=2; CENTER=FLUX-W T</td> <td></td> <td></td> <td>63 Secs (63 Secs) [==>]</td> <td>[1]</td> </tr> <tr> <td>2</td> <td>ASK208606 ACQ/IMAG E (COS.ta.101 3306)</td> <td>(1) ASK208606</td> <td>COS/NUV, ACQ/IMAGE, PSA</td> <td>MIRRORA</td> <td></td> <td></td> <td></td> <td>63 Secs (63 Secs) [==>]</td> <td>[1]</td> </tr> <tr> <td>3</td> <td>ASK208606 Exposure 1 (COS.sp.101 3319)</td> <td>(1) ASK208606</td> <td>COS/FUV, TIME-TAG, PSA</td> <td>G130M 1291 A</td> <td>FP-POS=3; BUFFER-TIME=27 00</td> <td></td> <td></td> <td>2086 Secs (2086 Secs) [==>]</td> <td>[1]</td> </tr> <tr> <td colspan="10"> <i>Comments: We now use the two allowed FP-POS with the 1291 central wavelength. We opt to do longer exposures with the FP-POS = 3 setting to maximize the SNR for the Si II* 1194 emission line</i> </td> </tr> <tr> <td>4</td> <td>ASK208606 Exposure 2 (COS.sp.101 3320)</td> <td>(1) ASK208606</td> <td>COS/FUV, TIME-TAG, PSA</td> <td>G130M 1291 A</td> <td>BUFFER-TIME=27 00; FP-POS=3</td> <td></td> <td></td> <td>3012 Secs (3012 Secs) [==>]</td> <td>[2]</td> </tr> <tr> <td colspan="10"> <i>Comments: We now use the two allowed FP-POS with the 1291 central wavelength. We opt to do longer exposures with the FP-POS = 3 setting to maximize the SNR for the Si II* 1194 emission line</i> </td> </tr> <tr> <td>5</td> <td>ASK208606 Exposure 3 (COS.sp.101 3320)</td> <td>(1) ASK208606</td> <td>COS/FUV, TIME-TAG, PSA</td> <td>G130M 1291 A</td> <td>BUFFER-TIME=27 00; FP-POS=4</td> <td></td> <td></td> <td>3012 Secs (3012 Secs) [==>]</td> <td>[3]</td> </tr> <tr> <td colspan="10"> <i>Comments: We now use the two allowed FP-POS with the 1291 central wavelength. We opt to do longer exposures with the FP-POS = 3 setting to maximize the SNR for the Si II* 1194 emission line</i> </td> </tr> </tbody> </table>										#	Label (ETC Run)	Target	Config,Mode,Aperture	Spectral Els.	Opt. Params.	Special Reqs.	Groups	Exp. Time (Total)/[Actual Dur.]	Orbit	1	ASK 20860 6 ACQ/Se arch (COS.ta.101 3306)	(1) ASK208606	COS/NUV, ACQ/SEARCH, PSA	MIRRORA	SCAN-SIZE=2; CENTER=FLUX-W T			63 Secs (63 Secs) [==>]	[1]	2	ASK208606 ACQ/IMAG E (COS.ta.101 3306)	(1) ASK208606	COS/NUV, ACQ/IMAGE, PSA	MIRRORA				63 Secs (63 Secs) [==>]	[1]	3	ASK208606 Exposure 1 (COS.sp.101 3319)	(1) ASK208606	COS/FUV, TIME-TAG, PSA	G130M 1291 A	FP-POS=3; BUFFER-TIME=27 00			2086 Secs (2086 Secs) [==>]	[1]	<i>Comments: We now use the two allowed FP-POS with the 1291 central wavelength. We opt to do longer exposures with the FP-POS = 3 setting to maximize the SNR for the Si II* 1194 emission line</i>										4	ASK208606 Exposure 2 (COS.sp.101 3320)	(1) ASK208606	COS/FUV, TIME-TAG, PSA	G130M 1291 A	BUFFER-TIME=27 00; FP-POS=3			3012 Secs (3012 Secs) [==>]	[2]	<i>Comments: We now use the two allowed FP-POS with the 1291 central wavelength. We opt to do longer exposures with the FP-POS = 3 setting to maximize the SNR for the Si II* 1194 emission line</i>										5	ASK208606 Exposure 3 (COS.sp.101 3320)	(1) ASK208606	COS/FUV, TIME-TAG, PSA	G130M 1291 A	BUFFER-TIME=27 00; FP-POS=4			3012 Secs (3012 Secs) [==>]	[3]	<i>Comments: We now use the two allowed FP-POS with the 1291 central wavelength. We opt to do longer exposures with the FP-POS = 3 setting to maximize the SNR for the Si II* 1194 emission line</i>									
#	Label (ETC Run)	Target	Config,Mode,Aperture	Spectral Els.	Opt. Params.	Special Reqs.	Groups	Exp. Time (Total)/[Actual Dur.]	Orbit																																																																																										
1	ASK 20860 6 ACQ/Se arch (COS.ta.101 3306)	(1) ASK208606	COS/NUV, ACQ/SEARCH, PSA	MIRRORA	SCAN-SIZE=2; CENTER=FLUX-W T			63 Secs (63 Secs) [==>]	[1]																																																																																										
2	ASK208606 ACQ/IMAG E (COS.ta.101 3306)	(1) ASK208606	COS/NUV, ACQ/IMAGE, PSA	MIRRORA				63 Secs (63 Secs) [==>]	[1]																																																																																										
3	ASK208606 Exposure 1 (COS.sp.101 3319)	(1) ASK208606	COS/FUV, TIME-TAG, PSA	G130M 1291 A	FP-POS=3; BUFFER-TIME=27 00			2086 Secs (2086 Secs) [==>]	[1]																																																																																										
<i>Comments: We now use the two allowed FP-POS with the 1291 central wavelength. We opt to do longer exposures with the FP-POS = 3 setting to maximize the SNR for the Si II* 1194 emission line</i>																																																																																																			
4	ASK208606 Exposure 2 (COS.sp.101 3320)	(1) ASK208606	COS/FUV, TIME-TAG, PSA	G130M 1291 A	BUFFER-TIME=27 00; FP-POS=3			3012 Secs (3012 Secs) [==>]	[2]																																																																																										
<i>Comments: We now use the two allowed FP-POS with the 1291 central wavelength. We opt to do longer exposures with the FP-POS = 3 setting to maximize the SNR for the Si II* 1194 emission line</i>																																																																																																			
5	ASK208606 Exposure 3 (COS.sp.101 3320)	(1) ASK208606	COS/FUV, TIME-TAG, PSA	G130M 1291 A	BUFFER-TIME=27 00; FP-POS=4			3012 Secs (3012 Secs) [==>]	[3]																																																																																										
<i>Comments: We now use the two allowed FP-POS with the 1291 central wavelength. We opt to do longer exposures with the FP-POS = 3 setting to maximize the SNR for the Si II* 1194 emission line</i>																																																																																																			





Proposal 15099 - ASK377118 (08) - Do galactic outflows shape the stellar mass-metallicity relationship?

Mon Nov 27 23:01:49 GMT 2017

Visit	Proposal 15099, ASK377118 (08), implementation Diagnostic Status: Warning Scientific Instruments: COS/FUV, COS/NUV Special Requirements: (none) <i>Comments: This object has a galex FUV magnitude of 17.47656 and a NUV of 17.424281. Since we take the coordinates from GALEX, we will first do a ACQ/SEARCH to fine-tune the position of the object. We will then take an ACQ/IMAGE to locate the object. This will only happen on the first orbit. We will then integrate for the remaining time on the object.</i>																																																																																																		
	Diagnosics (ASK377118 (08)) Warning (Form): For the best data quality, it is strongly recommended that the maximum number of allowed FP-POS positions is used when observing at a given COS CENWAVE setting. See full description for details. (ASK377118 (08)) Warning (Orbit Planner): ORBITAL VISIBILITY OVERRUN (ASK377118 Exposure 1 (08.003)) Warning (Form): COS FUV PSA science exposures with extended targets have special calibration limitations. See "Errors and Warnings" for more details. (ASK377118 Exposure 2 (08.004)) Warning (Form): COS FUV PSA science exposures with extended targets have special calibration limitations. See "Errors and Warnings" for more details. (ASK377118 Exposure 3 (08.005)) Warning (Form): COS FUV PSA science exposures with extended targets have special calibration limitations. See "Errors and Warnings" for more details.																																																																																																		
Fixed Targets	<table border="1"> <thead> <tr> <th>#</th> <th>Name</th> <th>Target Coordinates</th> <th>Targ. Coord. Corrections</th> <th>Fluxes</th> <th>Miscellaneous</th> </tr> </thead> <tbody> <tr> <td>(3)</td> <td>ASK377118</td> <td>RA: 09 47 40.3019 (146.9179246d) Dec: +34 56 48.65 (34.94685d) Equinox: J2000</td> <td>Redshift: 0.015662</td> <td>V=16.8 GALEX FUV MAG: 17.47656, GALEX NUV MAG: 17.424281</td> <td>Reference Frame: ICRS</td> </tr> </tbody> </table> <p><i>Comments: This object was selected from a cross-matched SDSS+GALEX catalog. The RA/DEC comes from the GALEX observation, and the errors are the quoted errors with the GALEX astrometry. Extended=YES</i></p>										#	Name	Target Coordinates	Targ. Coord. Corrections	Fluxes	Miscellaneous	(3)	ASK377118	RA: 09 47 40.3019 (146.9179246d) Dec: +34 56 48.65 (34.94685d) Equinox: J2000	Redshift: 0.015662	V=16.8 GALEX FUV MAG: 17.47656, GALEX NUV MAG: 17.424281	Reference Frame: ICRS																																																																													
	#	Name	Target Coordinates	Targ. Coord. Corrections	Fluxes	Miscellaneous																																																																																													
(3)	ASK377118	RA: 09 47 40.3019 (146.9179246d) Dec: +34 56 48.65 (34.94685d) Equinox: J2000	Redshift: 0.015662	V=16.8 GALEX FUV MAG: 17.47656, GALEX NUV MAG: 17.424281	Reference Frame: ICRS																																																																																														
<table border="1"> <thead> <tr> <th>#</th> <th>Label (ETC Run)</th> <th>Target</th> <th>Config,Mode,Aperture</th> <th>Spectral Els.</th> <th>Opt. Params.</th> <th>Special Reqs.</th> <th>Groups</th> <th>Exp. Time (Total)/[Actual Dur.]</th> <th>Orbit</th> </tr> </thead> <tbody> <tr> <td>1</td> <td>ASK377118 ACQ/Search (COS.ta.101 0145)</td> <td>(3) ASK377118</td> <td>COS/NUV, ACQ/SEARCH, PSA</td> <td>MIRRORA</td> <td>SCAN-SIZE=2; CENTER=FLUX-W T</td> <td></td> <td></td> <td>70 Secs (70 Secs) [==>]</td> <td>[1]</td> </tr> <tr> <td>2</td> <td>ASK377118 ACQ/IMAG E (COS.ta.101 0145)</td> <td>(3) ASK377118</td> <td>COS/NUV, ACQ/IMAGE, PSA</td> <td>MIRRORA</td> <td></td> <td></td> <td></td> <td>70 Secs (70 Secs) [==>]</td> <td>[1]</td> </tr> <tr> <td>3</td> <td>ASK377118 Exposure 1 (COS.sp.101 1991)</td> <td>(3) ASK377118</td> <td>COS/FUV, TIME-TAG, PSA</td> <td>G130M 1291 A</td> <td>FP-POS=3; BUFFER-TIME=32 46</td> <td></td> <td></td> <td>1986 Secs (1986 Secs) [==>]</td> <td>[1]</td> </tr> <tr> <td colspan="10"> <i>Comments: We now use the two allowed FP-POS with the 1291 central wavelength. We opt to do longer exposures with the FP-POS = 3 setting to maximize the SNR for the Si II* 1194 emission line</i> </td> </tr> <tr> <td>4</td> <td>ASK377118 Exposure 2 (COS.sp.101 0153)</td> <td>(3) ASK377118</td> <td>COS/FUV, TIME-TAG, PSA</td> <td>G130M 1291 A</td> <td>BUFFER-TIME=32 46; FP-POS=3</td> <td></td> <td></td> <td>2954 Secs (2954 Secs) [==>]</td> <td>[2]</td> </tr> <tr> <td colspan="10"> <i>Comments: We now use the two allowed FP-POS with the 1291 central wavelength. We opt to do longer exposures with the FP-POS = 3 setting to maximize the SNR for the Si II* 1194 emission line</i> </td> </tr> <tr> <td>5</td> <td>ASK377118 Exposure 3 (COS.sp.101 0153)</td> <td>(3) ASK377118</td> <td>COS/FUV, TIME-TAG, PSA</td> <td>G130M 1291 A</td> <td>BUFFER-TIME=32 46; FP-POS=4</td> <td></td> <td></td> <td>2954 Secs (2954 Secs) [==>]</td> <td>[3]</td> </tr> <tr> <td colspan="10"> <i>Comments: We now use the two allowed FP-POS with the 1291 central wavelength. We opt to do longer exposures with the FP-POS = 3 setting to maximize the SNR for the Si II* 1194 emission line</i> </td> </tr> </tbody> </table>										#	Label (ETC Run)	Target	Config,Mode,Aperture	Spectral Els.	Opt. Params.	Special Reqs.	Groups	Exp. Time (Total)/[Actual Dur.]	Orbit	1	ASK377118 ACQ/Search (COS.ta.101 0145)	(3) ASK377118	COS/NUV, ACQ/SEARCH, PSA	MIRRORA	SCAN-SIZE=2; CENTER=FLUX-W T			70 Secs (70 Secs) [==>]	[1]	2	ASK377118 ACQ/IMAG E (COS.ta.101 0145)	(3) ASK377118	COS/NUV, ACQ/IMAGE, PSA	MIRRORA				70 Secs (70 Secs) [==>]	[1]	3	ASK377118 Exposure 1 (COS.sp.101 1991)	(3) ASK377118	COS/FUV, TIME-TAG, PSA	G130M 1291 A	FP-POS=3; BUFFER-TIME=32 46			1986 Secs (1986 Secs) [==>]	[1]	<i>Comments: We now use the two allowed FP-POS with the 1291 central wavelength. We opt to do longer exposures with the FP-POS = 3 setting to maximize the SNR for the Si II* 1194 emission line</i>										4	ASK377118 Exposure 2 (COS.sp.101 0153)	(3) ASK377118	COS/FUV, TIME-TAG, PSA	G130M 1291 A	BUFFER-TIME=32 46; FP-POS=3			2954 Secs (2954 Secs) [==>]	[2]	<i>Comments: We now use the two allowed FP-POS with the 1291 central wavelength. We opt to do longer exposures with the FP-POS = 3 setting to maximize the SNR for the Si II* 1194 emission line</i>										5	ASK377118 Exposure 3 (COS.sp.101 0153)	(3) ASK377118	COS/FUV, TIME-TAG, PSA	G130M 1291 A	BUFFER-TIME=32 46; FP-POS=4			2954 Secs (2954 Secs) [==>]	[3]	<i>Comments: We now use the two allowed FP-POS with the 1291 central wavelength. We opt to do longer exposures with the FP-POS = 3 setting to maximize the SNR for the Si II* 1194 emission line</i>									
#	Label (ETC Run)	Target	Config,Mode,Aperture	Spectral Els.	Opt. Params.	Special Reqs.	Groups	Exp. Time (Total)/[Actual Dur.]	Orbit																																																																																										
1	ASK377118 ACQ/Search (COS.ta.101 0145)	(3) ASK377118	COS/NUV, ACQ/SEARCH, PSA	MIRRORA	SCAN-SIZE=2; CENTER=FLUX-W T			70 Secs (70 Secs) [==>]	[1]																																																																																										
2	ASK377118 ACQ/IMAG E (COS.ta.101 0145)	(3) ASK377118	COS/NUV, ACQ/IMAGE, PSA	MIRRORA				70 Secs (70 Secs) [==>]	[1]																																																																																										
3	ASK377118 Exposure 1 (COS.sp.101 1991)	(3) ASK377118	COS/FUV, TIME-TAG, PSA	G130M 1291 A	FP-POS=3; BUFFER-TIME=32 46			1986 Secs (1986 Secs) [==>]	[1]																																																																																										
<i>Comments: We now use the two allowed FP-POS with the 1291 central wavelength. We opt to do longer exposures with the FP-POS = 3 setting to maximize the SNR for the Si II* 1194 emission line</i>																																																																																																			
4	ASK377118 Exposure 2 (COS.sp.101 0153)	(3) ASK377118	COS/FUV, TIME-TAG, PSA	G130M 1291 A	BUFFER-TIME=32 46; FP-POS=3			2954 Secs (2954 Secs) [==>]	[2]																																																																																										
<i>Comments: We now use the two allowed FP-POS with the 1291 central wavelength. We opt to do longer exposures with the FP-POS = 3 setting to maximize the SNR for the Si II* 1194 emission line</i>																																																																																																			
5	ASK377118 Exposure 3 (COS.sp.101 0153)	(3) ASK377118	COS/FUV, TIME-TAG, PSA	G130M 1291 A	BUFFER-TIME=32 46; FP-POS=4			2954 Secs (2954 Secs) [==>]	[3]																																																																																										
<i>Comments: We now use the two allowed FP-POS with the 1291 central wavelength. We opt to do longer exposures with the FP-POS = 3 setting to maximize the SNR for the Si II* 1194 emission line</i>																																																																																																			

