



## 16479 - ULLYSES T Tauri Survey Stars in Lupus III and IV

Cycle: 28, Proposal Category: GO/DD

(Availability Mode: SUPPORTED)

### INVESTIGATORS

<i>Name</i>	<i>Institution</i>	<i>E-Mail</i>
<b>Dr. Julia Christine Roman-Duval (PI) (Contact)</b>	<b>Space Telescope Science Institute</b>	<b>duval@stsci.edu</b>
Dr. Kenneth Sembach (CoI)	Space Telescope Science Institute	sembach@stsci.edu
Dr. Charles R. Proffitt (CoI) (Contact)	Space Telescope Science Institute	proffitt@stsci.edu
Joanna Taylor (CoI)	Space Telescope Science Institute	jotaylor@stsci.edu
Dr. Travis C Fischer (CoI) (ESA Member)	Space Telescope Science Institute - ESA	tfischer@stsci.edu
Dr. TalaWanda R. Monroe (CoI) (Contact)	Space Telescope Science Institute	tmonroe@stsci.edu
Dr. William J. Fischer (CoI) (Contact)	Space Telescope Science Institute	wfischer@stsci.edu
Dr. Alexander W. Fullerton (CoI)	Space Telescope Science Institute	fullerton@stsci.edu
Dr. Alessandra Aloisi (CoI)	Space Telescope Science Institute	aloiisi@stsci.edu
Christopher Britt (CoI)	Space Telescope Science Institute	cbritt@stsci.edu
Dr. Thomas M. Brown (CoI)	Space Telescope Science Institute	tbrown@stsci.edu
Ivo Busko (CoI)	Space Telescope Science Institute	busko@stsci.edu
Dr. Joleen Carlberg (CoI)	Space Telescope Science Institute	jcarlberg@stsci.edu
Dr. Gisella De Rosa (CoI)	Space Telescope Science Institute	gderosa@stsci.edu
Elaine M Frazer (CoI)	Space Telescope Science Institute	efrazer@stsci.edu
Dr. Svea S Hernandez (CoI)	Space Telescope Science Institute - ESA - JWST	sveash@stsci.edu
Dr. Alec S. Hirschauer (CoI)	Space Telescope Science Institute	ahirschauer@stsci.edu
Dr. Bethan Lesley James (CoI)	Space Telescope Science Institute - ESA - JWST	bjames@stsci.edu
Robert Jedrzejewski (CoI)	Space Telescope Science Institute	rij@stsci.edu
Sean Lockwood (CoI)	Space Telescope Science Institute	lockwood@stsci.edu
Dr. Cristina Oliveira (CoI)	Space Telescope Science Institute	oliveira@stsci.edu
Rachel Plesha (CoI)	Space Telescope Science Institute	rplesha@stsci.edu

Proposal 16479 (STScI Edit Number: 6, Created: Tuesday, January 25, 2022 at 12:00:45 PM Eastern Standard Time) - Overview

<i>Name</i>	<i>Institution</i>	<i>E-Mail</i>
Dr. I. Neill Reid (CoI)	Space Telescope Science Institute	inr@stsci.edu
Dr. Adric R. Riedel (CoI)	Space Telescope Science Institute	riedel@stsci.edu
Allyssa Riley (CoI)	Space Telescope Science Institute	ariley@stsci.edu
Dr. David J. Sahnou (CoI)	Space Telescope Science Institute	sahnou@stsci.edu
Dr. Ravi Sankrit (CoI)	Space Telescope Science Institute	rsankrit@stsci.edu
Dr. Richard Shaw (CoI)	Space Telescope Science Institute	shaw@stsci.edu
Dr. Linda J. Smith (CoI)	Space Telescope Science Institute	lsmith@stsci.edu
Dr. Sangmo Tony Sohn (CoI)	Space Telescope Science Institute	tsohn@stsci.edu
Dr. Debopam Som (CoI) (Contact)	Space Telescope Science Institute	dsom@stsci.edu
Dr. Leonardo Ubeda (CoI)	Space Telescope Science Institute	lubeda@stsci.edu
Dr. Daniel E. Welty (CoI)	Space Telescope Science Institute	dwelty@stsci.edu

**VISITS**

<i>Visit</i>	<i>Targets used in Visit</i>	<i>Configurations used in Visit</i>	<i>Orbits Used</i>	<i>Last Orbit Planner Run</i>	<i>OP Current with Visit?</i>
1C	(1) SSTC2DJ160000.6-422158 (5) SSTC2DJ160000.6-422158-OFFSET	COS/FUV COS/NUV	3	25-Jan-2022 12:00:25.0	yes
1D	(1) SSTC2DJ160000.6-422158 (5) SSTC2DJ160000.6-422158-OFFSET	COS/FUV COS/NUV	3	25-Jan-2022 12:00:26.0	yes
1S	(1) SSTC2DJ160000.6-422158 CCDFLAT WAVE	STIS/CCD STIS/NUV-MAMA	1	25-Jan-2022 12:00:27.0	yes
2C	(2) SSTC2DJ161344.1-373646	COS/FUV COS/NUV	3	25-Jan-2022 12:00:28.0	yes
2D	(2) SSTC2DJ161344.1-373646	COS/FUV COS/NUV	3	25-Jan-2022 12:00:29.0	yes
2E	(2) SSTC2DJ161344.1-373646	COS/FUV COS/NUV	3	25-Jan-2022 12:00:30.0	yes

Proposal 16479 (STScI Edit Number: 6, Created: Tuesday, January 25, 2022 at 12:00:45 PM Eastern Standard Time) - Overview

<i>Visit</i>	<i>Targets used in Visit</i>	<i>Configurations used in Visit</i>	<i>Orbits Used</i>	<i>Last Orbit Planner Run</i>	<i>OP Current with Visit?</i>
2S	(2) SSTC2DJ161344.1-373646 (6) SSTC2DJ161344.1-373646-OFFSET CCDFLAT WAVE	STIS/CCD STIS/NUV-MAMA	2	25-Jan-2022 12:00:31.0	yes
3C	(3) SZ111	COS/FUV COS/NUV	3	25-Jan-2022 12:00:33.0	yes
CC	(3) SZ111	COS/FUV COS/NUV	3	25-Jan-2022 12:00:34.0	yes
3S	(3) SZ111 CCDFLAT WAVE	STIS/CCD STIS/NUV-MAMA	1	25-Jan-2022 12:00:35.0	yes
CS	(3) SZ111 CCDFLAT WAVE	STIS/CCD STIS/NUV-MAMA	1	25-Jan-2022 12:00:37.0	yes
4C	(4) SZ130	COS/FUV COS/NUV	2	25-Jan-2022 12:00:38.0	yes
DC	(4) SZ130	COS/FUV COS/NUV	2	25-Jan-2022 12:00:40.0	yes
IC	(4) SZ130	COS/FUV COS/NUV	2	25-Jan-2022 12:00:41.0	yes
4S	(4) SZ130 CCDFLAT WAVE	STIS/CCD STIS/NUV-MAMA	1	25-Jan-2022 12:00:42.0	yes
DS	(4) SZ130 CCDFLAT WAVE	STIS/CCD STIS/NUV-MAMA	1	25-Jan-2022 12:00:43.0	yes
IS	(4) SZ130 CCDFLAT WAVE	STIS/CCD STIS/NUV-MAMA	1	25-Jan-2022 12:00:45.0	yes

35 Total Orbits Used

## ABSTRACT

The Space Telescope Science Institute (STScI) Director has decided to devote up to 1000 orbits of Director's Discretionary time in observing Cycles 27-29 to a new Hubble Ultraviolet Legacy program focused on star formation and associated stellar physics. This new program, ULLYSES (UV Legacy Library of Young Stars as Essential Standards), will provide a UV spectroscopic reference sample of young ( $< 10$  Myr) high- and low-mass stars. It will target over  $\sim 150$  OB stars in the Magellanic Clouds and lower metallicity galaxies in the Local Group, and  $\sim 40$  T Tauri stars and brown dwarfs in the Milky Way. In addition, ULLYSES will monitor 4 typical T Tauri stars over different rotational phases through at least three rotation periods, and over timescales of months to years. The resulting library will provide template spectra of massive stars at metallicities substantially below the well studied, while the low mass sample will cover a wide range of ages, accretion rates, and masses, including objects down to well below  $0.5 M_{\odot}$ . The legacy of this large UV dataset on the first 10 Myr of stellar evolution will be enhanced by complementary datasets obtained by the scientific community. In addition to the core goals of the program related to stellar astrophysics of low and high mass stars, this data will also enable exciting science in the fields of ISM, CGM, jets, and exoplanets. ULLYSES will be modeled after the Frontier Fields program: all data obtained will be non-proprietary. The implementation team at STScI is developing high-level science data products and a sophisticated database and website for disseminating data from the ULLYSES program and ancillary datasets for the ULLYSES target sample from space and ground-based facilities.

## OBSERVING DESCRIPTION

This proposal includes a subset of the low mass ULLYSES survey stars. Each target will be observed with the COS c1291 + c1589 + c1623 settings, as well as with STIS G230L, G430L, and G750L. All observations will normally be constrained to occur within 1 day.

Signal-to-noise requirements used to determine the desired exposures times were defined as follows:

COS/G130M/c1291: N V 1239  $\pm 1$  A -- S/N=10/6-pix-resel at the peak of the line

COS/G160M/c1589: C IV 1549  $\pm 1$  A -- S/N=20/6-pix-resel at the peak of the line (combined c1589 & c1623)

COS/G160M/c1623: C IV 1549  $\pm 1$  A -- S/N=20/6-pix-resel at the peak of the line (combined c1589 & c1623)

STIS/G230L/52X2: Mg II 2800  $\pm 15$  A -- S/N=20/2-pix-resel at the peak of the line

STIS/G430L/52X2: continuum average 4000  $\pm 5$  A -- S/N=20/2-pix-resel (2 reads)

STIS/G750L/52X2: continuum average 5700  $\pm 5$  A -- S/N=20/2-pix-resel (2 reads)

Additional details about the scientific motivation and technical implementation strategy of the ULLYSES observations can be found at

Proposal 16479 (STScI Edit Number: 6, Created: Tuesday, January 25, 2022 at 12:00:45 PM Eastern Standard Time) - Overview  
<http://www.stsci.edu/stsci-research/research-topics-and-programs/ullyses>. The ULLYSES program is based on the recommendations of a working group led by Sally Oey; the full text of that group's report can be found at [http://www.stsci.edu/files/live/sites/www/files/home/stsci-research/research-topics-and-programs/ullyses/\\_documents/HSTUV-report-ULLYSES.pdf](http://www.stsci.edu/files/live/sites/www/files/home/stsci-research/research-topics-and-programs/ullyses/_documents/HSTUV-report-ULLYSES.pdf).

Proposal 16479 - SSTC2DJ160000.6-422158-COS (1C) - ULLYSES T Tauri Survey Stars in Lupus III and IV

Tue Jan 25 17:00:46 GMT 2022

<b>Visit</b>	<p><b>Proposal 16479, SSTC2DJ160000.6-422158-COS (1C), completed</b></p> <p><b>Diagnostic Status: Warning</b></p> <p>Scientific Instruments: COS/FUV, COS/NUV</p> <p>Special Requirements: SCHED 100%; BEFORE 01-AUG-2021:00:00:00</p> <p><i>Comments: vstatus; 1C; SSTC2DJ160000.6-422158; P/COS approved for submission; P/DS 22/04/21 ; internal review complete ; C/DJS 03/05/21 vcheck; Enter targ name &amp; Inst. &amp; Resp. Sci.; SSTC2DJ160000.6-422158 ; COS ; DS vcheck; ETC numbers entered in APT?; Yes vcheck; Any screening violations?; No vcheck; M-dwarf check complete and added to box folder?; Yes ... located at: box/ullyses_tech/ullyses_proposals/survey/revise-mstar-bop.xls vcheck; S/N ETC calcs done &amp; documented?; Yes vcheck; Field images checked &amp; saved?; Yes ... located at: box/ullyses_tech/ullyses_proposals/survey/16479/targets/SSTC2DJ160000.6-422158/ vcheck; Selected ACQ strategy?; Yes ... BOP clearing recommended BOA/MirrorA too expensive. Adopted PSA/MirrorA w/ S/N = 40 ACQ on offset star This offset acquisition target is ~47.4" away from SSTC2DJ160000.6-422158 and GAIA G mag and color is consistent with a reddened G8V star Anders+2019 reports Av=2.21, (E(B-V)=0.71), Teff=5572.8, logg=4.47, Fe/H=-0.10; consistent with SpT G8V V = 16.02 from G = 15.83 with G - V = -0.194; B = 16.73 from V = 16.02 with B - V = 0.71 For O3V scenario (screening): V = 16.02 from G = 15.83 with G - V = -0.192; B = 16.48 from V = 16.02 with B - V = 0.46 - Counttrate below max allowable. BOT warning with assumption of O5V with V = 15.85 but likely without extinction vcheck; Possible ACQ or Sci spoilers?; No vcheck; Field BOT clear?; Yes... The offset ACQ target marked unsafe (local counts exceeding) by BOT assuming O5V. However, our O3V screening passes and the target star is consistent with G8V vcheck; Visual BOT check for stars not in catalog?; Yes vcheck; Orbit packing finalized?; Yes vcheck; Buffer times optimized?; Yes vcheck; Verify visit grouping correct; Yes... STIS visit has GROUP 1S,1C,1D WITHIN 1D vcheck; phase constraint for ground based observations added?; N.A vcheck; BETWEENS for coordinated observations added?; Yes ... 27 May 2021 07:00 to 09 Jun 2021 05:35 and 10 Jun 2021 09:10 - 24 Jun 2021 00:55 vcheck; Is visit ready for int. review?; Yes Allocated COS orbits = 6</i></p>
<b>Diagnostics</b>	<p>(SSTC2DJ160000.6-422158-COS (1C)) Warning (Orbit Planner): ORBITAL VISIBILITY OVERRUN</p>

Proposal 16479 - SSTC2DJ160000.6-422158-COS (1C) - ULLYSES T Tauri Survey Stars in Lupus III and IV

#	Name	Target Coordinates	Targ. Coord. Corrections	Fluxes	Miscellaneous
(1)	SSTC2DJ160000.6-422158 Alt Name1: MJS2008-144 Alt Name2: J16000060-4221567	RA: 16 00 0.5860 (240.0024417d) Dec: -42 21 57.19 (-42.36589d) Equinox: J2000	Proper Motion RA: -11.84224823 mas/yr Proper Motion Dec: -23.71284299 mas/yr Parallax: 0.00620332329" Epoch of Position: 2015.5	V=15.85 SpT=M4.5; A_V=0.00; U=16.6; B=17.3; V=15.8; R=15.3; I=13.4 ; J=11.6	Reference Frame: ICRS
Fixed Targets	<p>Comments: SSTc2dJ160000.6-422158 : MJS2008-144, J16000060-4221567                      Region: Lupus IV                      Simbad: <a href="https://simbad.u-strasbg.fr/simbad/sim-id?Ident=2MASS+J16000060-4221567&amp;submit=submit+id">https://simbad.u-strasbg.fr/simbad/sim-id?Ident=2MASS+J16000060-4221567&amp;submit=submit+id</a>                      Target coordinates are from Gaia DR2.                      Spectral type: M4.5 ; A_V: 0.0 ; Distance (pc): 150                      M*: 0.2 ; log(dm/dt): -9.81                      Input file: spring-survey-todo-crp04feb21.csv                      sstc2dj1600006-422158_lya2_etc_scaled_pAV0.50.txt                      Calculation performed 2021-02-12T16:29:42, v0.6</p> <hr/> <p>tstatus: SSTC2DJ160000.6-422158; P/COS ready for internal review; S/STIS ready for internal review; P/DS 22/03/21; S/DS 22/03/21                      tcheck; APT/SIMBAD target names: ; SSTC2DJ160000.6-422158 ...                      Default SIMBAD name is 2MASS J16000060-4221567, aka TIC 255400077, Gaia DR2 5995139690801717120                      tcheck; Target info verification status?: OK ...                      Flam(B) = 3.2e-16 at 4440 Angstroms (lowest), Flam(V) = 7.7e-16 at 5540 Angstroms (mean), and Flam(I) = 5.2e-15 at 7890 Angstroms from Vizier photometry viewer linked from SIMBAD page. R = 15.3 from NOMAD                      tcheck; Coordinates &amp; P.M. verified, epoch checked?: Yes                      tcheck; Adopted SED compared to Observations?: Yes ...                      located at: box/ullyses_tech/ullyses_proposals/survey/16479/targets/SSTC2DJ160000.6-422158/SSTC2DJ160000.6-422158_photcomp.png                      Category=STAR                      Description=[T TAURI STAR, PRE-MAIN SEQUENCE STAR]                      Extended=NO</p>				
	(5)	SSTC2DJ160000.6-422158-OFFSET Alt Name1: GAIA-DR2-5995139755213939712	RA: 15 59 58.4800 (239.9936667d) Dec: -42 21 16.47 (-42.35458d) Equinox: J2000	Proper Motion RA: -12.069449768063453 mas/yr Proper Motion Dec: -5.147564058469111 mas/yr Parallax: 1.5164720225127106E-03" Epoch of Position: 2015.5	V=16.02 SpT = G8V; A_v = 2.2, G = 15.8; Bp - Rp = 0.81; B = 16.7; V = 16.0
	<p>Comments: COS offset target acq star for SSTC2DJ160000.6-422158                      ~47.4" away from SSTC2DJ160000.6-422158</p> <p>Anders+2019 reports Av=2.21, (E(B-V)=0.71), Teff=5572.8, logg=4.47, Fe/H=-0.10; consistent with SpT G8V                      Interpolated photometry for target SpT G8V:                      V = 16.02 from G = 15.83 with G - V = -0.19                      B = 16.73 from V = 16.02 with B - V = 0.71</p> <p>Interpolated photometry for O3V scenario (screening):                      V = 16.02 from G = 15.83 with G - V = -0.19                      B = 16.48 from V = 16.02 with B - V = 0.46                      Category=STAR                      Description=[UNDESIGNATED]                      Extended=NO</p>				

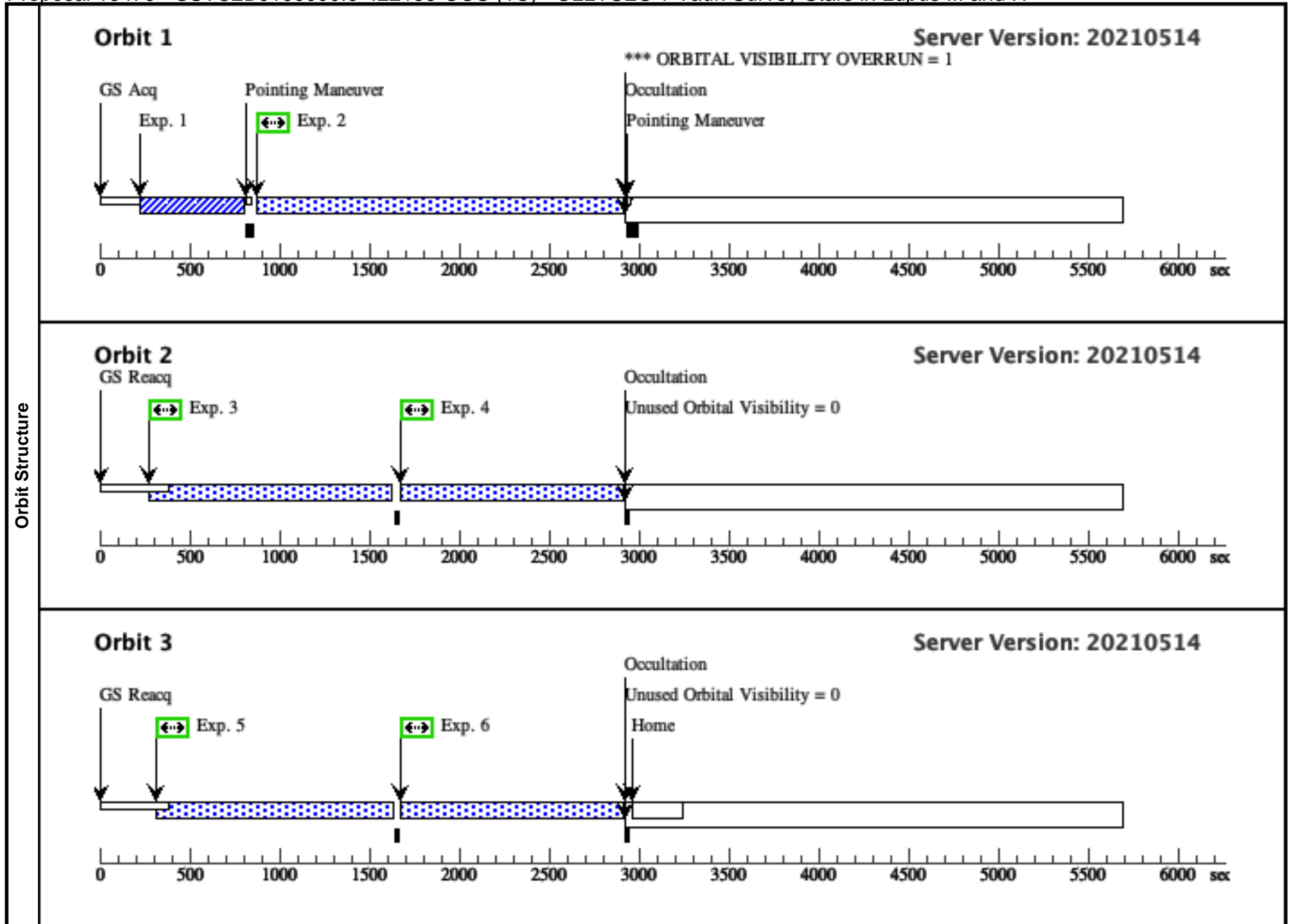
Proposal 16479 - SSTC2DJ160000.6-422158-COS (1C) - ULLYSES T Tauri Survey Stars in Lupus III and IV

#	Label (ETC Run)	Target	Config,Mode,Aperture	Spectral Els.	Opt. Params.	Special Reqs.	Groups	Exp. Time (Total)/[Actual Dur.]	Orbit
1	ACQ/Image (COS.ta.149 1128)	(5) SSTC2DJ160000 .6-422158-OFFSET	COS/NUV, ACQ/IMAGE, PSA	MIRRORA				175 Secs (175 Secs) [==>]	[1]
<p><i>Comments: This offset acquisition target for SSTC2DJ160000.6-422158 is ~47.4" away from SSTC2DJ160000.6-422158.</i></p> <p><i>Anders+2019 (Starhorse catalog) reports <math>A_v=2.21</math>, <math>(E(B-V)=0.71)</math>, <math>T_{eff}=5572.8</math>, <math>\log g=4.47</math>, <math>Fe/H=-0.10</math>; consistent with SpT G8V</i></p> <p><i>Interpolated photometry for target SpT G8V:  <math>V = 16.02</math> from <math>G = 15.83</math> with <math>G - V = -0.19</math>  <math>B = 16.73</math> from <math>V = 16.02</math> with <math>B - V = 0.71</math>  For <math>S/N = 40</math> with PSA/MirrorA, ETC calculation using Castelli-Kurucz Model G8V 5500 4.5, normalized to Johnson <math>B = 16.7</math> Vegamag with <math>E(B-V) = 0.71</math>: COS.ta.1514227, B.P = 1.292</i></p> <p><i>Interpolated photometry for O3V scenario (screening):  <math>V = 16.02</math> from <math>G = 15.83</math> with <math>G - V = -0.19</math>  <math>B = 16.48</math> from <math>V = 16.02</math> with <math>B - V = 0.46</math>  ETC calculation using Castelli-Kurucz Model O3V 45000 4.5, normalized to Johnson <math>B = 16.48</math> Vegamag with <math>E(B-V) = 0.71</math>: COS.ta.1514228, B.P = 47.416  BOT throws H&amp;S warning (local counts exceeded) assuming O5V star with <math>V = 15.85</math> and <math>B-V=1.19</math> but likely without the extinction</i></p>									
2	G130M/129 1-3 (COS.sp.151 4231)	(1) SSTC2DJ160000 .6-422158	COS/FUV, TIME-TAG, PSA	G130M 1291 A	BUFFER-TIME=39 14; FP-POS=3			1874 Secs (1874 Secs) [==>]	[1]
<p><i>Comments: BOP calculation with 4X SED (without additional <math>A_V=0.50</math>): COS.sp.1514231, B.P=0.098</i></p> <p><i>Baseline SED (scaled with additional <math>A_V=0.50</math>) calculation for G130M/c1291: COS.sp.1514230, B.P=0.095. Total S/N achieved in 2 x G130M exposures ~10/resel @ 1239A</i></p> <p><i>sstc2dj1600006-422158_lya2_etc_scaled_pAV0.50.txt; cos.fuv,g130m,c1291,psa,mjd#59305; fp-pos=None, segment=None)</i></p> <p><i>Input file: spring-survey-todo-crp04feb21.csv</i></p> <p><i>Spectral type: M4.5 ; <math>A_V</math>: 0.0 ; Distance (pc): 150</i></p> <p><i><math>M^*</math>: 0.2 ; <math>\log(dm/dt)</math>: -9.81</i></p> <p><i>For exptime=2275.5 s, spectral region:  1239.0 +- 1.0 A achieves SNR=10.0 / 6-pix-resel  A factor of 2.0 has been applied to the exptime in each exposure.  global countrate (brightest segment): 318.3 cts/s/segment  brightest pixel: 0.010 cts/s/pix at 1304.8 A  Calculation performed 2021-02-12T16:29:42, v0.21</i></p>									
3	G160M/158 9-3 (COS.sp.151 4235)	(1) SSTC2DJ160000 .6-422158	COS/FUV, TIME-TAG, PSA	G160M 1589 A	BUFFER-TIME=11 831; FP-POS=3			1183 Secs (1183 Secs) [==>]	[2]
<p><i>Comments: BOP calculation with 4X SED (without additional <math>A_V=0.50</math>): COS.sp.1514235, B.P=0.036</i></p> <p><i>Baseline SED (scaled with additional <math>A_V=0.50</math>) calculation for G160M/c1589: COS.sp.1514234, B.P=0.003. Total S/N achieved in 8 x G160M exposures ~24/resel @ 1548.5A</i></p> <p><i>sstc2dj1600006-422158_lya2_etc_scaled_pAV0.50.txt; cos.fuv,g160m,c1589,psa,mjd#59305; fp-pos=None, segment=None)</i></p> <p><i>Input file: spring-survey-todo-crp04feb21.csv</i></p> <p><i>Spectral type: M4.5 ; <math>A_V</math>: 0.0 ; Distance (pc): 150</i></p> <p><i><math>M^*</math>: 0.2 ; <math>\log(dm/dt)</math>: -9.81</i></p> <p><i>For exptime=2274.4 s, spectral region:  1549.0 +- 1.0 A achieves SNR=20.0 / 6-pix-resel for combined c1589 &amp; c1623  The exptime for this c1589 exposure has been halved because c1589 &amp; c1623 target the same line.  A factor of 2.0 has been applied to the exptime in each exposure.  global countrate (brightest segment): 83.3 cts/s/segment  brightest pixel: 0.003 cts/s/pix at 1446.2 A  Calculation performed 2021-02-12T16:29:38, v0.21</i></p>									

Exposures

Proposal 16479 - SSTC2DJ160000.6-422158-COS (1C) - ULLYSES T Tauri Survey Stars in Lupus III and IV

4	G160M/158 9-4 (COS.sp.151 4235)	(1) SSTC2DJ160000 .6-422158	COS/FUV, TIME-TAG, PSA	G160M 1589 A	BUFFER-TIME=11 831; FP-POS=4	1183 Secs (1183 Secs)	[==>]	[2]
<p><i>Comments: BOP calculation with 4X SED (without additional A_V=0.50): COS.sp.1514235, B.P=0.036</i>  <i>Baseline SED (scaled with additional A_V=0.50) calculation for G160M/c1589: COS.sp.1514234, B.P=0.003. Total S/N achieved in 8 x G160M exposures ~24/resel @1548.5A</i></p> <p><i>sstc2dj1600006-422158_lya2_etc_scaled_pAV0.50.txt; cos,fuv,g160m,c1589,psa,mjd#59305; fp-pos=None, segment=None)</i>  <i>Input file: spring-survey-todo-crp04feb21.csv</i>  <i>Spectral type: M4.5 ; A_V: 0.0 ; Distance (pc): 150</i>  <i>M*: 0.2 ; log(dm/dt): -9.81</i>  <i>For exptime=2274.4 s, spectral region:</i>  <i>1549.0 +- 1.0 A achieves SNR=20.0 / 6-pix-resel for combined c1589 &amp; c1623</i>  <i>The exptime for this c1589 exposure has been halved because c1589 &amp; c1623 target the same line.</i>  <i>A factor of 2.0 has been applied to the exptime in each exposure.</i>  <i>global countrate (brightest segment): 83.3 cts/s/segment</i>  <i>brightest pixel: 0.003 cts/s/pix at 1446.2 A</i>  <i>Calculation performed 2021-02-12T16:29:38, v0.21</i></p>								
5	G160M/162 3-1 (COS.sp.151 4237)	(1) SSTC2DJ160000 .6-422158	COS/FUV, TIME-TAG, PSA	G160M 1623 A	BUFFER-TIME=13 480; FP-POS=1	1184 Secs (1184 Secs)	[==>]	[3]
<p><i>Comments: BOP calculation with 4X SED (without additional A_V=0.50): COS.sp.1514237, B.P=0.035</i>  <i>Baseline SED (scaled with additional A_V=0.50) calculation for G160M/c1623: COS.sp.1514236, B.P=0.003. Total S/N achieved in 8 x G160M exposures ~24/resel @1548.5A</i></p> <p><i>sstc2dj1600006-422158_lya2_etc_scaled_pAV0.50.txt; cos,fuv,g160m,c1623,psa,mjd#59305; fp-pos=None, segment=None)</i>  <i>Input file: spring-survey-todo-crp04feb21.csv</i>  <i>Spectral type: M4.5 ; A_V: 0.0 ; Distance (pc): 150</i>  <i>M*: 0.2 ; log(dm/dt): -9.81</i>  <i>For exptime=2336.1 s, spectral region:</i>  <i>1549.0 +- 1.0 A achieves SNR=20.0 / 6-pix-resel for combined c1589 &amp; c1623</i>  <i>The exptime for this c1623 exposure has been halved because c1589 &amp; c1623 target the same line.</i>  <i>A factor of 2.0 has been applied to the exptime in each exposure.</i>  <i>global countrate (brightest segment): 81.6 cts/s/segment</i>  <i>brightest pixel: 0.003 cts/s/pix at 1446.2 A</i>  <i>Calculation performed 2021-02-12T16:29:40, v0.21</i></p>								
6	G160M/162 3-2 (COS.sp.151 4237)	(1) SSTC2DJ160000 .6-422158	COS/FUV, TIME-TAG, PSA	G160M 1623 A	BUFFER-TIME=13 480; FP-POS=2	1184 Secs (1184 Secs)	[==>]	[3]
<p><i>Comments: BOP calculation with 4X SED (without additional A_V=0.50): COS.sp.1514237, B.P=0.035</i>  <i>Baseline SED (scaled with additional A_V=0.50) calculation for G160M/c1623: COS.sp.1514236, B.P=0.003. Total S/N achieved in 8 x G160M exposures ~24/resel @1548.5A</i></p> <p><i>sstc2dj1600006-422158_lya2_etc_scaled_pAV0.50.txt; cos,fuv,g160m,c1623,psa,mjd#59305; fp-pos=None, segment=None)</i>  <i>Input file: spring-survey-todo-crp04feb21.csv</i>  <i>Spectral type: M4.5 ; A_V: 0.0 ; Distance (pc): 150</i>  <i>M*: 0.2 ; log(dm/dt): -9.81</i>  <i>For exptime=2336.1 s, spectral region:</i>  <i>1549.0 +- 1.0 A achieves SNR=20.0 / 6-pix-resel for combined c1589 &amp; c1623</i>  <i>The exptime for this c1623 exposure has been halved because c1589 &amp; c1623 target the same line.</i>  <i>A factor of 2.0 has been applied to the exptime in each exposure.</i>  <i>global countrate (brightest segment): 81.6 cts/s/segment</i>  <i>brightest pixel: 0.003 cts/s/pix at 1446.2 A</i>  <i>Calculation performed 2021-02-12T16:29:40, v0.21</i></p>								



Visit	<p><b>Proposal 16479, SSTC2DJ160000.6-422158-COS (1D), completed</b></p> <p><b>Diagnostic Status: Warning</b></p> <p>Scientific Instruments: COS/FUV, COS/NUV</p> <p>Special Requirements: SCHED 100%; BEFORE 01-AUG-2021:00:00:00</p> <p><i>Comments: vstatus; 1D; SSTC2DJ160000.6-422158; P/COS approved for submission; P/DS 22/04/21 ; internal review complete ; C/DJS 03/05/21 vcheck; Enter targ name &amp; Inst. &amp; Resp. Sci.; SSTC2DJ160000.6-422158 ; COS ; DS vcheck; ETC numbers entered in APT?; Yes vcheck; Any screening violations?; No vcheck; M-dwarf check complete and added to box folder?; Yes ... located at: box/ullyses_tech/ullyses_proposals/survey/revise-mstar-bop.xls vcheck; S/N ETC calcs done &amp; documented?; Yes vcheck; Field images checked &amp; saved?; Yes ... located at: box/ullyses_tech/ullyses_proposals/survey/16479/targets/SSTC2DJ160000.6-422158/ vcheck; Selected ACQ strategy?; Yes ... BOP clearing recommended BOA/MirrorA too expensive. Adopted PSA/MirrorA w/ S/N = 40 ACQ on offset star This offset acquisition target is ~47.4" away from SSTC2DJ160000.6-422158 and GAIA G mag and color is consistent with a reddened G8V star Anders+2019 reports Av=2.21, (E(B-V)=0.71), Teff=5572.8, logg=4.47, Fe/H=-0.10; consistent with SpT G8V V = 16.02 from G = 15.83 with G - V = -0.194; B = 16.73 from V = 16.02 with B - V = 0.71 For O3V scenario (screening): V = 16.02 from G = 15.83 with G - V = -0.192; B = 16.48 from V = 16.02 with B - V = 0.46 - Counttrate below max allowable. BOT warning with assumption of O5V with V = 15.85 but likely without extinction vcheck; Possible ACQ or Sci spoilers?; No vcheck; Field BOT clear?; Yes... The offset ACQ target marked unsafe (local counts exceeding) by BOT assuming O5V. However, our O3V screening passes and the target star is consistent with G8V vcheck; Visual BOT check for stars not in catalog?; Yes vcheck; Orbit packing finalized?; Yes vcheck; Buffer times optimized?; Yes vcheck; Verify visit grouping correct; Yes... STIS visit has GROUP 1S,1C,1D WITHIN 1D vcheck; phase constraint for ground based observations added?; N.A vcheck; BETWEENS for coordinated observations added?; Yes ... 27 May 2021 07:00 to 09 Jun 2021 05:35 and 10 Jun 2021 09:10 - 24 Jun 2021 00:55 vcheck; Is visit ready for int. review?; Yes Allocated COS orbits = 6</i></p>
Diagnostics	<p>(SSTC2DJ160000.6-422158-COS (1D)) Warning (Orbit Planner): ORBITAL VISIBILITY OVERRUN</p>

Proposal 16479 - SSTC2DJ160000.6-422158-COS (1D) - ULLYSES T Tauri Survey Stars in Lupus III and IV

#	Name	Target Coordinates	Targ. Coord. Corrections	Fluxes	Miscellaneous
(1)	SSTC2DJ160000.6-422158 Alt Name1: MJS2008-144 Alt Name2: J16000060-4221567	RA: 16 00 0.5860 (240.0024417d) Dec: -42 21 57.19 (-42.36589d) Equinox: J2000	Proper Motion RA: -11.84224823 mas/yr Proper Motion Dec: -23.71284299 mas/yr Parallax: 0.00620332329" Epoch of Position: 2015.5	V=15.85 SpT=M4.5; A_V=0.00; U=16.6; B=17.3; V=15.8; R=15.3; I=13.4 ; J=11.6	Reference Frame: ICRS
Fixed Targets	<p>Comments: SSTc2dJ160000.6-422158 : MJS2008-144, J16000060-4221567                      Region: Lupus IV                      Simbad: <a href="https://simbad.u-strasbg.fr/simbad/sim-id?Ident=2MASS+J16000060-4221567&amp;submit=submit+id">https://simbad.u-strasbg.fr/simbad/sim-id?Ident=2MASS+J16000060-4221567&amp;submit=submit+id</a>                      Target coordinates are from Gaia DR2.                      Spectral type: M4.5 ; A_V: 0.0 ; Distance (pc): 150                      M*: 0.2 ; log(dm/dt): -9.81                      Input file: spring-survey-todo-crp04feb21.csv                      sstc2dj1600006-422158_lya2_etc_scaled_pAV0.50.txt                      Calculation performed 2021-02-12T16:29:42, v0.6</p> <hr/> <p>tstatus: SSTC2DJ160000.6-422158; P/COS ready for internal review; S/STIS ready for internal review; P/DS 22/03/21; S/DS 22/03/21                      tcheck; APT/SIMBAD target names: ; SSTC2DJ160000.6-422158 ...                      Default SIMBAD name is 2MASS J16000060-4221567, aka TIC 255400077, Gaia DR2 5995139690801717120                      tcheck; Target info verification status?: OK ...                      Flam(B) = 3.2e-16 at 4440 Angstroms (lowest), Flam(V) = 7.7e-16 at 5540 Angstroms (mean), and Flam(I) = 5.2e-15 at 7890 Angstroms from Vizier photometry viewer linked from SIMBAD page. R = 15.3 from NOMAD                      tcheck; Coordinates &amp; P.M. verified, epoch checked?: Yes                      tcheck; Adopted SED compared to Observations?: Yes ...                      located at: box/ullyses_tech/ullyses_proposals/survey/16479/targets/SSTC2DJ160000.6-422158/SSTC2DJ160000.6-422158_photcomp.png                      Category=STAR                      Description=[T TAURI STAR, PRE-MAIN SEQUENCE STAR]                      Extended=NO</p>				
	(5)	SSTC2DJ160000.6-422158-OFFSET Alt Name1: GAIA-DR2-5995139755213939712	RA: 15 59 58.4800 (239.9936667d) Dec: -42 21 16.47 (-42.35458d) Equinox: J2000	Proper Motion RA: -12.069449768063453 mas/yr Proper Motion Dec: -5.147564058469111 mas/yr Parallax: 1.5164720225127106E-03" Epoch of Position: 2015.5	V=16.02 SpT = G8V; A_v = 2.2, G = 15.8; Bp - Rp = 0.81; B = 16.7; V = 16.0
	<p>Comments: COS offset target acq star for SSTC2DJ160000.6-422158                      ~47.4" away from SSTC2DJ160000.6-422158</p> <p>Anders+2019 reports Av=2.21, (E(B-V)=0.71), Teff=5572.8, logg=4.47, Fe/H=-0.10; consistent with SpT G8V                      Interpolated photometry for target SpT G8V:                      V = 16.02 from G = 15.83 with G - V = -0.19                      B = 16.73 from V = 16.02 with B - V = 0.71</p> <p>Interpolated photometry for O3V scenario (screening):                      V = 16.02 from G = 15.83 with G - V = -0.19                      B = 16.48 from V = 16.02 with B - V = 0.46                      Category=STAR                      Description=[UNDESIGNATED]                      Extended=NO</p>				

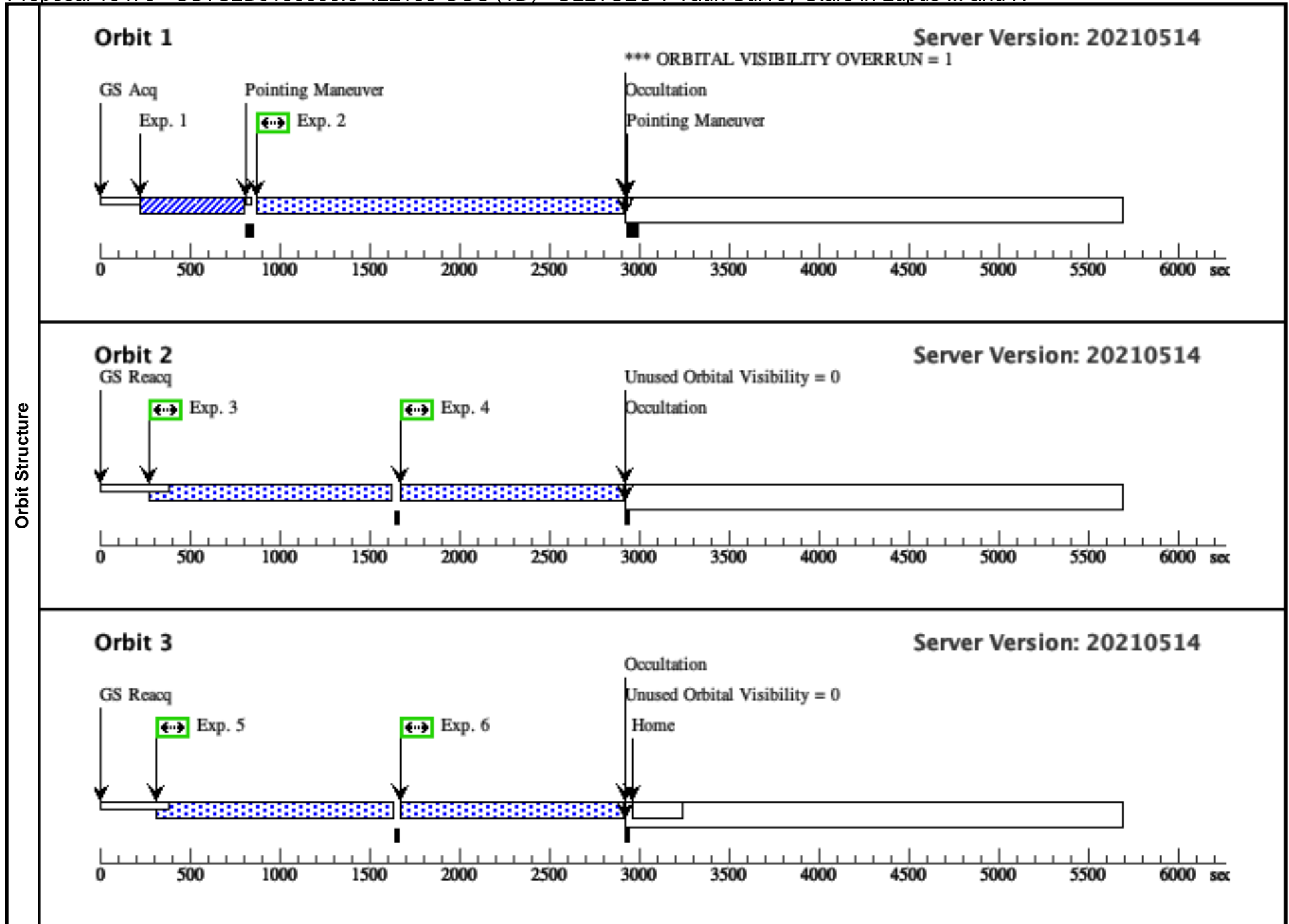
Proposal 16479 - SSTC2DJ160000.6-422158-COS (1D) - ULLYSES T Tauri Survey Stars in Lupus III and IV

#	Label (ETC Run)	Target	Config,Mode,Aperture	Spectral Els.	Opt. Params.	Special Reqs.	Groups	Exp. Time (Total)/[Actual Dur.]	Orbit
1	ACQ/Image (COS.ta.149 1128)	(5) SSTC2DJ160000 .6-422158-OFFSET	COS/NUV, ACQ/IMAGE, PSA	MIRRORA				175 Secs (175 Secs) [==>]	[1]
<p><i>Comments: This offset acquisition target for SSTC2DJ160000.6-422158 is ~47.4" away from SSTC2DJ160000.6-422158.</i></p> <p><i>Anders+2019 (Starhorse catalog) reports <math>A_V=2.21</math>, <math>(E(B-V)=0.71)</math>, <math>T_{eff}=5572.8</math>, <math>\log g=4.47</math>, <math>Fe/H=-0.10</math>; consistent with SpT G8V</i></p> <p><i>Interpolated photometry for target SpT G8V:  <math>V = 16.02</math> from <math>G = 15.83</math> with <math>G - V = -0.19</math>  <math>B = 16.73</math> from <math>V = 16.02</math> with <math>B - V = 0.71</math>  For <math>S/N = 40</math> with PSA/MirrorA, ETC calculation using Castelli-Kurucz Model G8V 5500 4.5, normalized to Johnson <math>B = 16.7</math> Vegamag with <math>E(B-V) = 0.71</math>: COS.ta.1514227, B.P = 1.292</i></p> <p><i>Interpolated photometry for O3V scenario (screening):  <math>V = 16.02</math> from <math>G = 15.83</math> with <math>G - V = -0.19</math>  <math>B = 16.48</math> from <math>V = 16.02</math> with <math>B - V = 0.46</math>  ETC calculation using Castelli-Kurucz Model O3V 45000 4.5, normalized to Johnson <math>B = 16.48</math> Vegamag with <math>E(B-V) = 0.71</math>: COS.ta.1514228, B.P = 47.416  BOT throws H&amp;S warning (local counts exceeded) assuming O5V star with <math>V = 15.85</math> and <math>B-V=1.19</math> but likely without the extinction</i></p>									
2	G130M/129 1-4 (COS.sp.151 4231)	(1) SSTC2DJ160000 .6-422158	COS/FUV, TIME-TAG, PSA	G130M 1291 A	BUFFER-TIME=39 14; FP-POS=4			1874 Secs (1874 Secs) [==>]	[1]
<p><i>Comments: BOP calculation with 4X SED (without additional <math>A_V=0.50</math>): COS.sp.1514231, B.P=0.098</i></p> <p><i>Baseline SED (scaled with additional <math>A_V=0.50</math>) calculation for G130M/c1291: COS.sp.1514230, B.P=0.095. Total S/N achieved in 2 x G130M exposures ~10/resel @ 1239A</i></p> <p><i>sstc2dj1600006-422158_lya2_etc_scaled_pAV0.50.txt; cos.fuv,g130m,c1291,psa,mjd#59305; fp-pos=None, segment=None)</i></p> <p><i>Input file: spring-survey-todo-crp04feb21.csv</i></p> <p><i>Spectral type: M4.5; <math>A_V</math>: 0.0; Distance (pc): 150</i></p> <p><i><math>M^*</math>: 0.2; <math>\log(dm/dt)</math>: -9.81</i></p> <p><i>For exptime=2275.5 s, spectral region:  1239.0 +- 1.0 A achieves SNR=10.0 / 6-pix-resel  A factor of 2.0 has been applied to the exptime in each exposure.  global countrate (brightest segment): 318.3 cts/s/segment  brightest pixel: 0.010 cts/s/pix at 1304.8 A  Calculation performed 2021-02-12T16:29:42, v0.21</i></p>									
3	G160M/158 9-3 (COS.sp.151 4235)	(1) SSTC2DJ160000 .6-422158	COS/FUV, TIME-TAG, PSA	G160M 1589 A	BUFFER-TIME=11 831; FP-POS=3			1183 Secs (1183 Secs) [==>]	[2]
<p><i>Comments: BOP calculation with 4X SED (without additional <math>A_V=0.50</math>): COS.sp.1514235, B.P=0.036</i></p> <p><i>Baseline SED (scaled with additional <math>A_V=0.50</math>) calculation for G160M/c1589: COS.sp.1514234, B.P=0.003. Total S/N achieved in 8 x G160M exposures ~24/resel @ 1548.5A</i></p> <p><i>sstc2dj1600006-422158_lya2_etc_scaled_pAV0.50.txt; cos.fuv,g160m,c1589,psa,mjd#59305; fp-pos=None, segment=None)</i></p> <p><i>Input file: spring-survey-todo-crp04feb21.csv</i></p> <p><i>Spectral type: M4.5; <math>A_V</math>: 0.0; Distance (pc): 150</i></p> <p><i><math>M^*</math>: 0.2; <math>\log(dm/dt)</math>: -9.81</i></p> <p><i>For exptime=2274.4 s, spectral region:  1549.0 +- 1.0 A achieves SNR=20.0 / 6-pix-resel for combined c1589 &amp; c1623  The exptime for this c1589 exposure has been halved because c1589 &amp; c1623 target the same line.  A factor of 2.0 has been applied to the exptime in each exposure.  global countrate (brightest segment): 83.3 cts/s/segment  brightest pixel: 0.003 cts/s/pix at 1446.2 A  Calculation performed 2021-02-12T16:29:38, v0.21</i></p>									

Exposures

Proposal 16479 - SSTC2DJ160000.6-422158-COS (1D) - ULLYSES T Tauri Survey Stars in Lupus III and IV

4	G160M/158 9-4 (COS.sp.151 4235)	(1) SSTC2DJ160000 .6-422158	COS/FUV, TIME-TAG, PSA	G160M 1589 A	BUFFER-TIME=11 831; FP-POS=4	1183 Secs (1183 Secs)	[==>]	[2]
<p><i>Comments: BOP calculation with 4X SED (without additional A_V=0.50): COS.sp.1514235, B.P=0.036</i>  <i>Baseline SED (scaled with additional A_V=0.50) calculation for G160M/c1589: COS.sp.1514234, B.P=0.003. Total S/N achieved in 8 x G160M exposures ~24/resel @1548.5A</i></p> <p><i>sstc2dj1600006-422158_lya2_etc_scaled_pAV0.50.txt; cos,fuv,g160m,c1589,psa,mjd#59305; fp-pos=None, segment=None)</i>  <i>Input file: spring-survey-todo-crp04feb21.csv</i>  <i>Spectral type: M4.5 ; A_V: 0.0 ; Distance (pc): 150</i>  <i>M*: 0.2 ; log(dm/dt): -9.81</i>  <i>For exptime=2274.4 s, spectral region:</i>  <i>1549.0 +- 1.0 A achieves SNR=20.0 / 6-pix-resel for combined c1589 &amp; c1623</i>  <i>The exptime for this c1589 exposure has been halved because c1589 &amp; c1623 target the same line.</i>  <i>A factor of 2.0 has been applied to the exptime in each exposure.</i>  <i>global countrate (brightest segment): 83.3 cts/s/segment</i>  <i>brightest pixel: 0.003 cts/s/pix at 1446.2 A</i>  <i>Calculation performed 2021-02-12T16:29:38, v0.21</i></p>								
5	G160M/162 3-1 (COS.sp.151 4237)	(1) SSTC2DJ160000 .6-422158	COS/FUV, TIME-TAG, PSA	G160M 1623 A	BUFFER-TIME=13 480; FP-POS=1	1184 Secs (1184 Secs)	[==>]	[3]
<p><i>Comments: BOP calculation with 4X SED (without additional A_V=0.50): COS.sp.1514237, B.P=0.035</i>  <i>Baseline SED (scaled with additional A_V=0.50) calculation for G160M/c1623: COS.sp.1514236, B.P=0.003. Total S/N achieved in 8 x G160M exposures ~24/resel @1548.5A</i></p> <p><i>sstc2dj1600006-422158_lya2_etc_scaled_pAV0.50.txt; cos,fuv,g160m,c1623,psa,mjd#59305; fp-pos=None, segment=None)</i>  <i>Input file: spring-survey-todo-crp04feb21.csv</i>  <i>Spectral type: M4.5 ; A_V: 0.0 ; Distance (pc): 150</i>  <i>M*: 0.2 ; log(dm/dt): -9.81</i>  <i>For exptime=2336.1 s, spectral region:</i>  <i>1549.0 +- 1.0 A achieves SNR=20.0 / 6-pix-resel for combined c1589 &amp; c1623</i>  <i>The exptime for this c1623 exposure has been halved because c1589 &amp; c1623 target the same line.</i>  <i>A factor of 2.0 has been applied to the exptime in each exposure.</i>  <i>global countrate (brightest segment): 81.6 cts/s/segment</i>  <i>brightest pixel: 0.003 cts/s/pix at 1446.2 A</i>  <i>Calculation performed 2021-02-12T16:29:40, v0.21</i></p>								
6	G160M/162 3-2 (COS.sp.151 4237)	(1) SSTC2DJ160000 .6-422158	COS/FUV, TIME-TAG, PSA	G160M 1623 A	BUFFER-TIME=13 480; FP-POS=2	1184 Secs (1184 Secs)	[==>]	[3]
<p><i>Comments: BOP calculation with 4X SED (without additional A_V=0.50): COS.sp.1514237, B.P=0.035</i>  <i>Baseline SED (scaled with additional A_V=0.50) calculation for G160M/c1623: COS.sp.1514236, B.P=0.003. Total S/N achieved in 8 x G160M exposures ~24/resel @1548.5A</i></p> <p><i>sstc2dj1600006-422158_lya2_etc_scaled_pAV0.50.txt; cos,fuv,g160m,c1623,psa,mjd#59305; fp-pos=None, segment=None)</i>  <i>Input file: spring-survey-todo-crp04feb21.csv</i>  <i>Spectral type: M4.5 ; A_V: 0.0 ; Distance (pc): 150</i>  <i>M*: 0.2 ; log(dm/dt): -9.81</i>  <i>For exptime=2336.1 s, spectral region:</i>  <i>1549.0 +- 1.0 A achieves SNR=20.0 / 6-pix-resel for combined c1589 &amp; c1623</i>  <i>The exptime for this c1623 exposure has been halved because c1589 &amp; c1623 target the same line.</i>  <i>A factor of 2.0 has been applied to the exptime in each exposure.</i>  <i>global countrate (brightest segment): 81.6 cts/s/segment</i>  <i>brightest pixel: 0.003 cts/s/pix at 1446.2 A</i>  <i>Calculation performed 2021-02-12T16:29:40, v0.21</i></p>								



**Proposal 16479, SSTC2DJ160000.6-422158-STIS (1S), completed**

**Diagnostic Status: No Diagnostics**

Scientific Instruments: STIS/NUV-MAMA, STIS/CCD

Special Requirements: SCHED 100%; BEFORE 01-AUG-2021:00:00:00; GROUP 1S,1C,1D WITHIN 1D

*Comments: vstatus; 1S; SSTC2DJ160000.6-422158; P/STIS approved for submission; P/DS 22/04/21 ; internal review complete ; S/DW 03/05/21 vcheck; Enter targ name & Inst. & Resp. Sci.; SSTC2DJ160000.6-422158 ; STIS ; DS vcheck; ETC numbers entered in APT?; Yes vcheck; Any screening violations?; No vcheck; M-dwarf check complete and added to box folder?; Yes ... located at: box/ullyses\_tech/ullyses\_proposals/survey/revise-mstar-bop.xls vcheck; S/N ETC calcs done & documented?; Yes vcheck; Field images checked & saved?; Yes ... located at: box/ullyses\_tech/ullyses\_proposals/survey/16479/targets/SSTC2DJ160000.6-422158/ vcheck; Selected ACQ strategy?; Yes ... S/N = 80 using R mag with F28X50LP vcheck; Possible ACQ or Sci spoilers?; No vcheck; Field BOT clear?; Yes vcheck; Visual BOT check for stars not in catalog?; Yes vcheck; Orbit packing finalized?; Yes vcheck; Buffer times optimized?; Yes vcheck; Verify visit grouping correct; Yes ... STIS visit has GROUP 1S,1C,1D WITHIN 1D vcheck; phase constraint for ground based observations added?; N.A vcheck; BETWEENS for coordinated observations added?; Yes ... 27 May 2021 07:00 to 09 Jun 2021 08:45 and 10 Jun 2021 09:10 - 24 Jun 2021 04:05 vcheck; Is visit ready for int. review?; Yes Allocated STIS orbits = 1*

#	Name	Target Coordinates	Targ. Coord. Corrections	Fluxes	Miscellaneous
(1)	SSTC2DJ160000.6-422158 Alt Name1: MJS2008-144 Alt Name2: J16000060-4221567	RA: 16 00 0.5860 (240.0024417d) Dec: -42 21 57.19 (-42.36589d) Equinox: J2000	Proper Motion RA: -11.84224823 mas/yr Proper Motion Dec: -23.71284299 mas/yr Parallax: 0.00620332329" Epoch of Position: 2015.5	V=15.85 SpT=M4.5; A_V=0.00; U=16.6; B=17.3; V=15.8; R=15.3; I=13.4 ; J=11.6	Reference Frame: ICRS
<p><i>Comments: SSTc2dJ160000.6-422158 : MJS2008-144, J16000060-4221567 Region: Lupus IV Simbad: https://simbad.u-strasbg.fr/simbad/sim-id?Ident=2MASS+J16000060-4221567&amp;submit=submit+id Target coordinates are from Gaia DR2. Spectral type: M4.5 ; A_V: 0.0 ; Distance (pc): 150 M*: 0.2 ; log(dm/dt): -9.81 Input file: spring-survey-todo-crp04feb21.csv sstc2dj1600006-422158_lya2_etc_scaled_pAV0.50.txt Calculation performed 2021-02-12T16:29:42, v0.6</i></p> <hr/> <p><i>tstatus: SSTC2DJ160000.6-422158; P/COS ready for internal review; S/STIS ready for internal review; P/DS 22/03/21; S/DS 22/03/21 tcheck; APT/SIMBAD target names: ; SSTC2DJ160000.6-422158 ... Default SIMBAD name is 2MASS J16000060-4221567, aka TIC 255400077, Gaia DR2 5995139690801717120 tcheck; Target info verification status?; OK ... Flam(B) = 3.2e-16 at 4440 Angstroms (lowest), Flam(V) = 7.7e-16 at 5540 Angstroms (mean), and Flam(I) = 5.2e-15 at 7890 Angstroms from Vizier photometry viewer linked from SIMBAD page. R = 15.3 from NOMAD tcheck; Coordinates &amp; P.M. verified, epoch checked?; Yes tcheck; Adopted SED compared to Observations?; Yes ... located at: box/ullyses_tech/ullyses_proposals/survey/16479/targets/SSTC2DJ160000.6-422158/SSTC2DJ160000.6-422158_photcomp.png Category=STAR Description=[T TAURI STAR, PRE-MAIN SEQUENCE STAR] Extended=NO</i></p>					

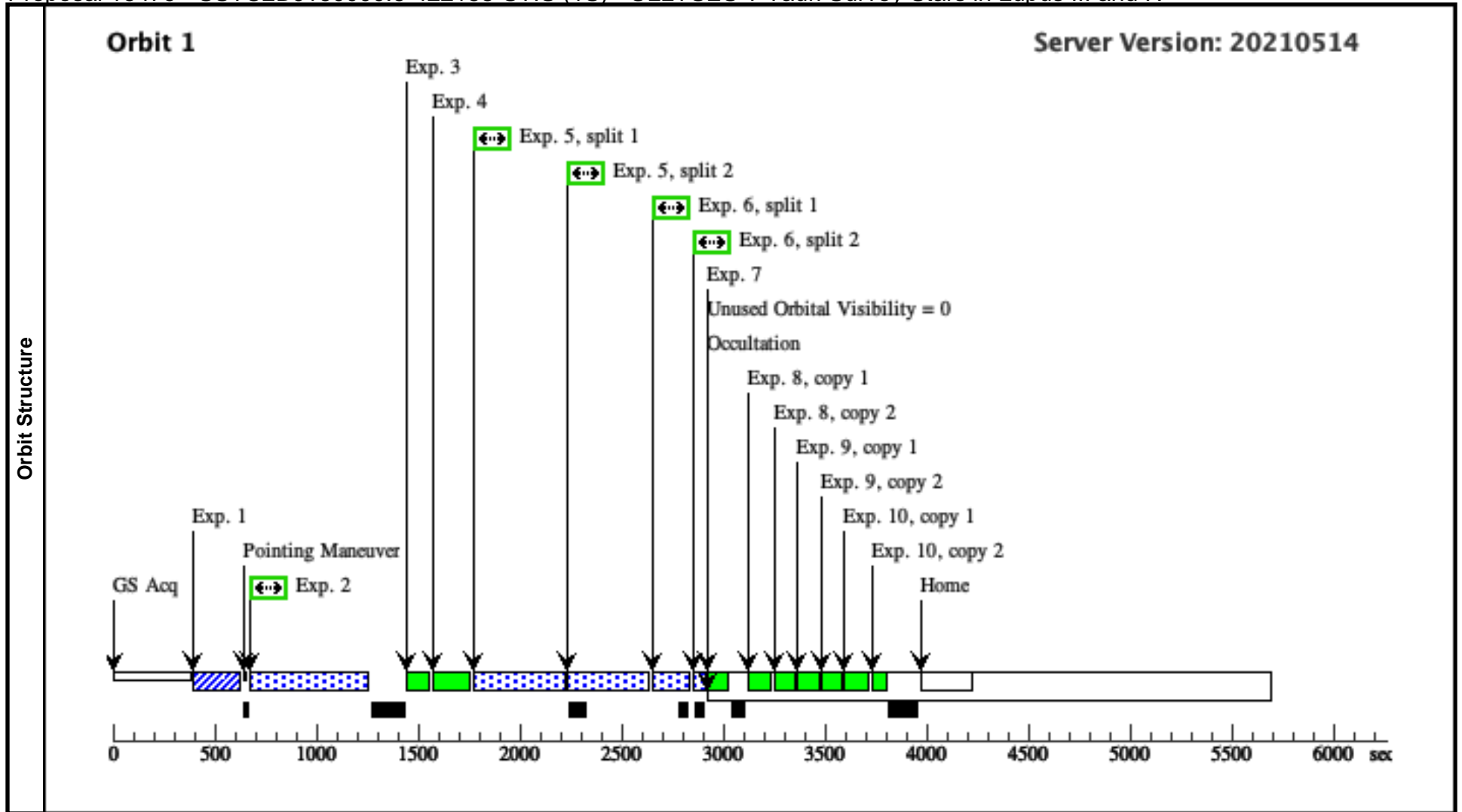
Proposal 16479 - SSTC2DJ160000.6-422158-STIS (1S) - ULLYSES T Tauri Survey Stars in Lupus III and IV

#	Label (ETC Run)	Target	Config,Mode,Aperture	Spectral Els.	Opt. Params.	Special Reqs.	Groups	Exp. Time (Total)/[Actual Dur.]	Orbit
1	ACQ (STIS.ta.151 4243)	(1) SSTC2DJ160000 .6-422158	STIS/CCD, ACQ, F28X50LP	MIRROR				1.9 Secs (1.9 Secs) [==>]	[1]
<p>Comments: Calculation with baseline SED (scaled with additional A_V=0.50), normalized to R=15.3 vegamag, for STIS/CCD/F28X50LP with S/N=80: STIS.ta.1514243 BOP calculation with 4X baseline SED (without additional A_V=0.50), normalized to R=13.8 vegamag: STIS.ta.1514244</p>									
2	G230L/2376 (STIS.sp.15 14275)	(1) SSTC2DJ160000 .6-422158	STIS/NUV-MAMA, TIME-TAG, 52X2	G230L 2376 A	WAVECAL=NO; BUFFER-TIME=21 2			424 Secs (424 Secs) [==>]	[1]
<p>Comments: BOP calculation with 4X SED (without additional A_V=0.50): STIS.sp.1514275, B.P=4.366 Baseline SED (scaled with additional A_V=0.50) calculation for G230L: STIS.sp.1514274, B.P=0.452 - NOTE: Estimated SN ~18 @ 2800A</p> <p>sstc2dj1600006-422158_lya2_etc_scaled_pAV0.50.txt; stis,nuvmama,g230l,c2376,52x2,mjd#59305 Input file: spring-survey-iodo-crp04feb21.csv Spectral type: M4.5 ; A_V: 0.0 ; Distance (pc): 150 M*: 0.2 ; log(dm/dt): -9.81 For exptime=182.9 s, spectral region: 2800.0 +- 15.0 A achieves SNR=20.0 / 2-pix-resel A factor of 2.0 has been applied to the exptime in each exposure. global countrate (brightest segment): 2353.6 cts/s/segment brightest pixel: 0.453 cts/s/pix at 2796.8 A Calculation performed 2021-02-12T16:29:42, v0.21</p>									
3	G230L/2376 WAVECAL	WAVE	STIS/NUV-MAMA, ACCUM, 52X0.1	G230L 2376 A				[==>]	[1]
4	G430L/4300 WAVECAL	WAVE	STIS/CCD, ACCUM, 52X0.1	G430L 4300 A				[==>]	[1]
5	G430L/4300 (STIS.sp.15 14276)	(1) SSTC2DJ160000 .6-422158	STIS/CCD, ACCUM, 52X2	G430L 4300 A	WAVECAL=NO; CR-SPLIT=2; GAIN=4			740 Secs (740 Secs) [==>(Split 1)] [==>(Split 2)]	[1]
<p>Comments: Calculation with baseline SED (scaled with additional A_V=0.50), normalized to Johnson B = 17.3, for G430L: STIS.sp.1514276, B.P=3.167 - NOTE: Estimated S/N ~ 18 @ 4000A BOP calculation with 4X SED (without additional A_V=0.50) no normalization: STIS.sp.1514277, B.P=120.472</p> <p>sstc2dj1600006-422158_lya2_etc_scaled_pAV0.50.txt; stis,ccd,g430l,c4300,52x2,mjd#59305 WARNING: operating mode = ACCUM Input file: spring-survey-iodo-crp04feb21.csv Spectral type: M4.5 ; A_V: 0.0 ; Distance (pc): 150 M*: 0.2 ; log(dm/dt): -9.81 For exptime=67.3 s, n_reads=2, spectral region: 4000.0 +- 5.0 A achieves SNR=20.0 / 2-pix-resel A factor of 2.0 has been applied to the exptime in each exposure. global countrate (brightest segment): 38356.0 cts/s/segment brightest pixel: 15.351 cts/s/pix at 4560.5 A Calculation performed 2021-02-12T16:29:42, v0.21</p>									

Exposures

Proposal 16479 - SSTC2DJ160000.6-422158-STIS (1S) - ULLYSES T Tauri Survey Stars in Lupus III and IV

6	G750L/7751 (1) SSTC2DJ160000 STIS/CCD, ACCUM, 52X2 (STIS.sp.15 .6-422158 14261)	G750L 7751 A	WAVECAL=NO; CR-SPLIT=2; GAIN=1	62 Secs (62 Secs)	
				[==>(Split 1)]	[1]
<p><i>Comments: Calculation with baseline SED (scaled with additional A_V=0.50), normalized to Johnson V = 15.8, for G750L: STIS.sp.1514261, B.P=28.757 BOP calculation with 4X SED (without additional A_V=0.50) no normalization: STIS.sp.1514262, B.P=933.747 ETC warning about total counts within 70% of the CCD fullwell limit (28946 of 33000) but below saturation</i></p> <p><i>sstc2dj1600006-422158_lya2_etc_scaled_pAV0.50.txt; stis,ccd,g750l,c7751,52x2,mjd#59305</i></p> <p><i>WARNING: operating mode = ACCUM</i></p> <p><i>Input file: spring-survey-todo-crp04feb21.csv</i></p> <p><i>Spectral type: M4.5 ; A_V: 0.0 ; Distance (pc): 150</i></p> <p><i>M*: 0.2 ; log(dm/dt): -9.81</i></p> <p><i>For exptime=6.6 s, n_reads=2, spectral region: 5700.0 +- 5.0 A achieves SNR=20.0 / 2-pix-resele</i></p> <p><i>A factor of 2.0 has been applied to the exptime in each exposure.</i></p> <p><i>global countrate (brightest segment): 77886.8 cts/s/segment</i></p> <p><i>brightest pixel: 138.111 cts/s/pix at 6563.9 A</i></p> <p><i>Calculation performed 2021-02-12T16:29:42, v0.21</i></p>					
7	G750L/7751 WAVE WAVECAL	STIS/CCD, ACCUM, 52X0.1	G750L 7751 A	[==>]	[1]
8	G750L/7751 CCDFLAT CCDFLAT 1	STIS/CCD, ACCUM, 0.3X0.09	G750L 7751 A	[==>(Copy 1)]	[1]
				[==>(Copy 2)]	
9	G750L/7751 CCDFLAT CCDFLAT 2	STIS/CCD, ACCUM, 52X0.1	G750L 7751 A	[==>(Copy 1)]	[1]
				[==>(Copy 2)]	
10	G750L/7751 CCDFLAT CCDFLAT 3	STIS/CCD, ACCUM, 52X2	G750L 7751 A	[==>(Copy 1)]	[1]
				[==>(Copy 2)]	



**Proposal 16479, SSTC2DJ161344.1-373646-COS (2C), pi**

**Diagnostic Status: No Diagnostics**

Scientific Instruments: COS/FUV, COS/NUV

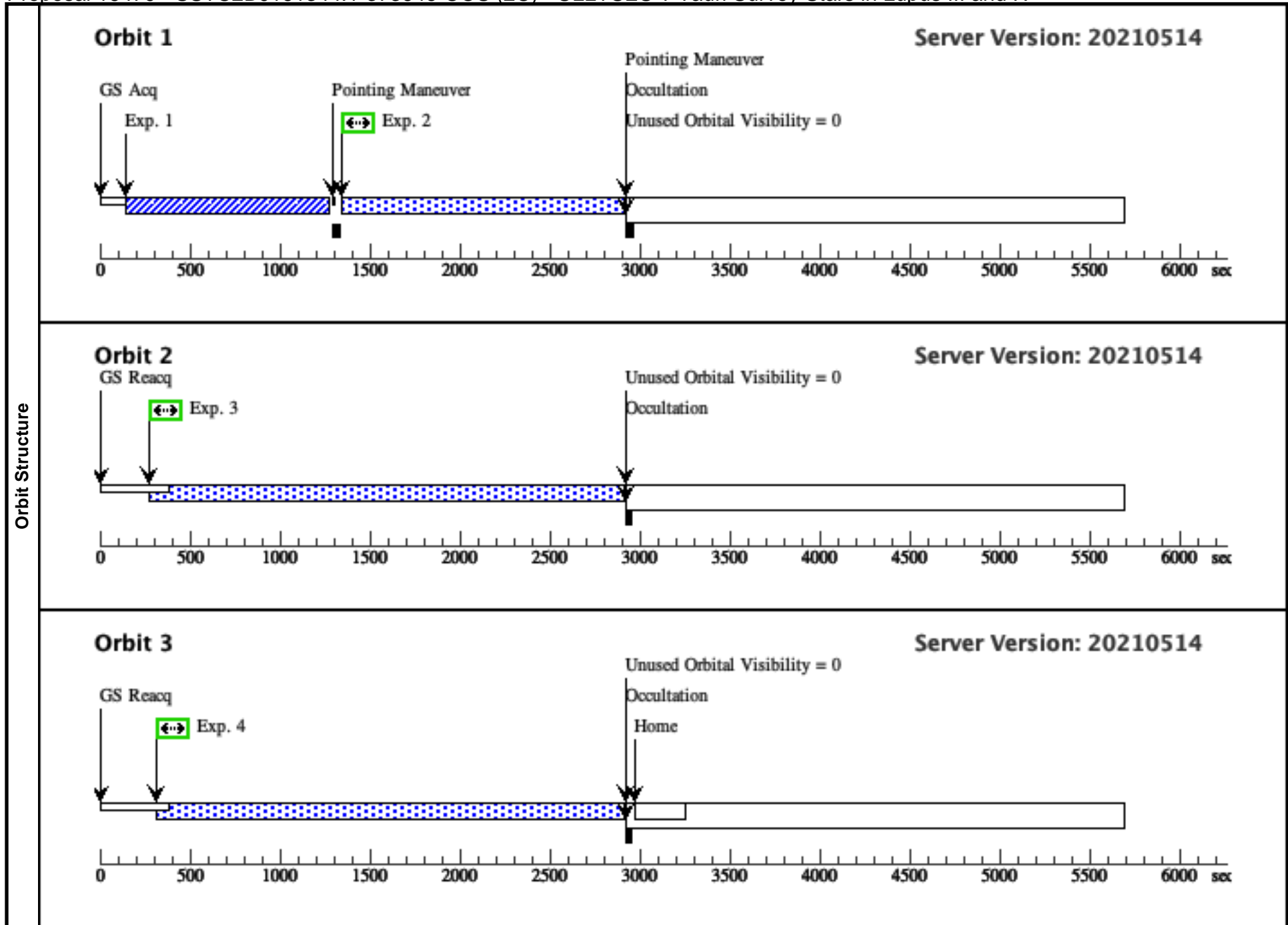
Special Requirements: SCHED 100%; BETWEEN 27-MAY-2021:07:00 AND 09-JUN-2021:05:35; BETWEEN 10-JUN-2021:09:10 AND 24-JUN-2021:00:55; BETWEEN 25-JUN-2021 AND 01-AUG-2021; BETWEEN 26-MAR-2022:00:00:00 AND 31-JUL-2022:00:00:00

*Comments: vstatus; 2C; SSTC2DJ161344.1-373646; P/COS approved for submission; P/DS 29/04/21 ; internal review complete ; C/DJS 03/05/21 vcheck; Enter targ name & Inst. & Resp. Sci.; SSTC2DJ161344.1-373646 ; COS ; DS vcheck; ETC numbers entered in APT?; Yes vcheck; Any screening violations?; No vcheck; M-dwarf check complete and added to box folder?; Yes ... located at: box/ullyses\_tech/ullyses\_proposals/survey/16479/targets/SSTC2DJ161344.1-373646/ vcheck; S/N ETC calcs done & documented?; Yes vcheck; Field images checked & saved?; Yes... located at: box/ullyses\_tech/ullyses\_proposals/survey/16479/targets/SSTC2DJ161344.1-373646/ vcheck; Selected ACQ strategy?; Yes ... PSA, MIRRORB, S/N=40 vcheck; Possible ACQ or Sci spoilers?; No vcheck; Field BOT clear?; No... BOT marks the ACQ exposure unsafe (local counts exceeded) but all the SCI exposures are OK In the ACQ exposure, BOT flags the star at ~4.7" away from the target assuming SpT = O5V (BOT assumes SpT = M2V in SCI exposures and marks the star safe) Anders+2019 reports Av=0.93, (E(B-V)=0.30), Teff=3644.2, logg=4.46, Bp-Rp=2.250; consistent with SpT = M2V V = 15.6 from G = 14.6 with G - V = -0.925; B = 17.1 from V = 15.6 with B - V = 1.51; Flam(B)=1.2e-15 ergs/s/cm^2/Ang at 4440 A is consistent with B ~17 vegamag. Nominally safe as per ETC: COS.ta.1514966, and even assuming extreme flair (8 mags brighter) as per ETC: COS.ta.1514967. If this a reddened O3V star: V = 15.9 from G = 14.6 with G - V = -1.266; B = 17.4 from V = 15.9 with B - V = 1.53, safe as per ETC: COS.ta.1514968 vcheck; Visual BOT check for stars not in catalog?; Yes vcheck; Orbit packing finalized?; Yes vcheck; Buffer times optimized?; Yes vcheck; Verify visit grouping correct; Yes ... STIS visit has GROUP 2S,2C,2D,2E WITHIN 1D vcheck; phase constraint for ground based observations added?; N.A vcheck; BETWEENS for coordinated observations added?; Yes ... 27 May 2021 07:00 to 09 Jun 2021 05:35 and 10 Jun 2021 09:10 - 24 Jun 2021 00:55 vcheck; Is visit ready for int. review?; Yes Allocated COS orbits = 9*

#	Name	Target Coordinates	Targ. Coord. Corrections	Fluxes	Miscellaneous
(2)	SSTC2DJ161344.1-373646	RA: 16 13 44.0832 (243.4336800d) Dec: -37 36 46.62 (-37.61295d)	Proper Motion RA: -13.38590844 mas/yr Proper Motion Dec: -23.34930121 mas/yr Parallax: 0.0062500463249999996" Epoch of Position: 2015.5	V=17.32 SpT=M5; A_V=0.60; U=17.8; B=18.0; V=17.3; R=16.4; I=14.7; J=12.8	Reference Frame: ICRS
	Alt Name1: MJS2008-141	Equinox: J2000			
	Alt Name2: J16134410-3736462				
	<i>Comments: SSTc2dJ161344.1-373646 : MJS2008-141, J16134410-3736462 Region: Lupus III Simbad: <a href="https://simbad.u-strasbg.fr/simbad/sim-id?Ident=2MASS+J16134410-3736462&amp;submit=submit+id">https://simbad.u-strasbg.fr/simbad/sim-id?Ident=2MASS+J16134410-3736462&amp;submit=submit+id</a> Target coordinates are from Gaia DR2. Spectral type: M5 ; A_V: 0.6 ; Distance (pc): 200 M*: 0.16 ; log(dm/dt): -8.94 Input file: spring-survey-todo-crp04feb21.csv sstc2dj1613441-373646_lya2_etc_scaled_pAV0.50.txt Calculation performed 2021-02-12T16:29:52, v0.6</i>				
	<i>tstatus; SSTC2DJ161344.1-373646; P/COS ready for internal review; S/STIS ready for internal review; P/DS 26/03/21; S/DS 26/03/21 tcheck; APT/SIMBAD target names: ; SSTC2DJ161344.1-373646 ... Default SIMBAD name is 2MASS J16134410-3736462 , aka TIC 318030913, Gaia DR2 5997644343928854656 tcheck; Target info verification status?; OK ... Flam(B) = 1.45e-15 at 4440 Angstroms, and Flam(V) = 2.04e-15 at 5540 Angstroms from Vizier photometry viewer linked from SIMBAD page. R = 16.4 from SIMBAD tcheck; Coordinates &amp; P.M. verified, epoch checked?; Yes tcheck; Adopted SED compared to Observations?; Yes ... located at: box/ullyses_tech/ullyses_proposals/survey/16479/targets/SSTC2DJ161344.1-373646/SSTC2DJ161344.1-373646_photcomp.png Category=STAR Description=[T TAURI STAR, PRE-MAIN SEQUENCE STAR] Extended=NO</i>				

Proposal 16479 - SSTC2DJ161344.1-373646-COS (2C) - ULLYSES T Tauri Survey Stars in Lupus III and IV

#	Label (ETC Run)	Target	Config,Mode,Aperture	Spectral Els.	Opt. Params.	Special Reqs.	Groups	Exp. Time (Total)/[Actual Dur.]	Orbit	
Exposures	1	ACQ/Image (COS.ta.149 1144)	(2) SSTC2DJ161344 .1-373646	COS/NUV, ACQ/IMAGE, PSA	MIRRORB			412 Secs (412 Secs) [==>]	[1]	
	<p>Comments: BOP calculation with 4X SED (without additional A_V=0.50): COS.ta.1491144, B.P=5.698                      Baseline SED (scaled with additional A_V=0.50) calculation for PSA/MIRRORB with S/N=40: COS.ta.1491137, B.P=0.554</p>									
	2	G130M/129 (COS.sp.151 4949)	(2) SSTC2DJ161344 .1-373646	COS/FUV, TIME-TAG, PSA	G130M 1291 A	BUFFER-TIME=49 66; FP-POS=3			1397 Secs (1397 Secs) [==>]	[1]
	<p>Comments: BOP calculation with 4X SED (without additional A_V=0.50): COS.sp.1514949, B.P=0.095                      Baseline SED (scaled with additional A_V=0.50) calculation for G130M/c1291: COS.sp.1514948, B.P=0.095. Total S/N achieved in 4 x G130M exposures ~11/resel @ 1239A                      sstc2dj1613441-373646_lya2_etc_scaled_pAV0.50.txt; cos.fuv,g130m,c1291,psa,mjd#59305; fp-pos=None, segment=None)                      Input file: spring-survey-todo-crp04feb21.csv                      Spectral type: M5; A_V: 0.6; Distance (pc): 200                      M*: 0.16; log(dm/dt): -8.94                      For exptime=3760.5 s, spectral region:                      1239.0 +- 1.0 A achieves SNR=10.0 / 6-pix-resel                      A factor of 2.0 has been applied to the exptime in each exposure.                      global countrate (brightest segment): 309.1 cts/s/segment                      brightest pixel: 0.008 cts/s/pix at 1304.8 A                      Calculation performed 2021-02-12T16:29:52, v0.21</p>									
3	G160M/158 (COS.sp.151 4941)	(2) SSTC2DJ161344 .1-373646	COS/FUV, TIME-TAG, PSA	G160M 1589 A	BUFFER-TIME=13 546; FP-POS=3			2469 Secs (2469 Secs) [==>]	[2]	
<p>Comments: BOP calculation with 4X SED (without additional A_V=0.50): COS.sp.1514941, B.P=0.034                      Baseline SED (scaled with additional A_V=0.50) calculation for G160M/c1589: COS.sp.1514940, B.P=0.002. Total S/N achieved in 6 x G160M exposures ~21/resel @ 1548.5A                      sstc2dj1613441-373646_lya2_etc_scaled_pAV0.50.txt; cos.fuv,g160m,c1589,psa,mjd#59305; fp-pos=None, segment=None)                      Input file: spring-survey-todo-crp04feb21.csv                      Spectral type: M5; A_V: 0.6; Distance (pc): 200                      M*: 0.16; log(dm/dt): -8.94                      For exptime=3653.0 s, spectral region:                      1549.0 +- 1.0 A achieves SNR=20.0 / 6-pix-resel for combined c1589 &amp; c1623                      The exptime for this c1589 exposure has been halved because c1589 &amp; c1623 target the same line.                      A factor of 2.0 has been applied to the exptime in each exposure.                      global countrate (brightest segment): 81.4 cts/s/segment                      brightest pixel: 0.002 cts/s/pix at 1446.2 A                      Calculation performed 2021-02-12T16:29:48, v0.21</p>										
4	G160M/162 (COS.sp.151 4942)	(2) SSTC2DJ161344 .1-373646	COS/FUV, TIME-TAG, PSA	G160M 1623 A	BUFFER-TIME=14 941; FP-POS=1			2471 Secs (2471 Secs) [==>]	[3]	
<p>Comments: BOP calculation with 4X SED (without additional A_V=0.50): COS.sp.1514942, B.P=0.034                      Baseline SED (scaled with additional A_V=0.50) calculation for G160M/c1623: COS.sp.1514943, B.P=0.002. Total S/N achieved in 6 x G160M exposures ~21/resel @ 1548.5A                      sstc2dj1613441-373646_lya2_etc_scaled_pAV0.50.txt; cos.fuv,g160m,c1623,psa,mjd#59305; fp-pos=None, segment=None)                      Input file: spring-survey-todo-crp04feb21.csv                      Spectral type: M5; A_V: 0.6; Distance (pc): 200                      M*: 0.16; log(dm/dt): -8.94                      For exptime=3752.3 s, spectral region:                      1549.0 +- 1.0 A achieves SNR=20.0 / 6-pix-resel for combined c1589 &amp; c1623                      The exptime for this c1623 exposure has been halved because c1589 &amp; c1623 target the same line.                      A factor of 2.0 has been applied to the exptime in each exposure.                      global countrate (brightest segment): 80.2 cts/s/segment                      brightest pixel: 0.002 cts/s/pix at 1446.2 A                      Calculation performed 2021-02-12T16:29:50, v0.21</p>										



**Proposal 16479, SSTC2DJ161344.1-373646-COS (2D), pi**

**Diagnostic Status: No Diagnostics**

Scientific Instruments: COS/FUV, COS/NUV

Special Requirements: SCHED 100%; BETWEEN 27-MAY-2021:07:00 AND 09-JUN-2021:05:35; BETWEEN 10-JUN-2021:09:10 AND 24-JUN-2021:00:55; BETWEEN 25-JUN-2021 AND 01-AUG-2021; BETWEEN 26-MAR-2022:00:00:00 AND 31-JUL-2022:00:00:00

*Comments: vstatus; 2D; SSTC2DJ161344.1-373646; P/COS approved for submission; P/DS 29/04/21 ; internal review complete ; C/DJS 03/05/21 vcheck; Enter targ name & Inst. & Resp. Sci.; SSTC2DJ161344.1-373646 ; COS ; DS vcheck; ETC numbers entered in APT?; Yes vcheck; Any screening violations?; No vcheck; M-dwarf check complete and added to box folder?; Yes ... located at: box/ullyses\_tech/ullyses\_proposals/survey/revise-mstar-bop.xls vcheck; S/N ETC calcs done & documented?; Yes vcheck; Field images checked & saved?; Yes ... located at: box/ullyses\_tech/ullyses\_proposals/survey/16479/targets/SSTC2DJ161344.1-373646/ vcheck; Selected ACQ strategy?; Yes ... PSA, MIRRORB, S/N=40 vcheck; Possible ACQ or Sci spoilers?; No vcheck; Field BOT clear?; No... BOT marks the ACQ exposure unsafe (local counts exceeded) but all the SCI exposures are OK In the ACQ exposure, BOT flags the star at ~4.7" away from the target assuming SpT = O5V (BOT assumes SpT = M2V in SCI exposures and marks the star safe) Anders+2019 reports Av=0.93, (E(B-V)=0.30), Teff=3644.2, logg=4.46, Bp-Rp=2.250; consistent with SpT = M2V V = 15.6 from G = 14.6 with G - V = -0.925; B = 17.1 from V = 15.6 with B - V = 1.51; Flam(B)=1.2e-15 ergs/s/cm^2/Ang at 4440 A is consistent with B ~17 vegamag. Nominally safe as per ETC: COS.ta.1514966, and even assuming extreme flair (8 mags brighter) as per ETC: COS.ta.1514967. If this a reddened O3V star: V = 15.9 from G = 14.6 with G - V = -1.266; B = 17.4 from V = 15.9 with B - V = 1.53, safe as per ETC: COS.ta.1514968 vcheck; Visual BOT check for stars not in catalog?; Yes vcheck; Orbit packing finalized?; Yes vcheck; Buffer times optimized?; Yes vcheck; Verify visit grouping correct; Yes ... STIS visit has GROUP 2S,2C,2D,2E WITHIN 1D vcheck; phase constraint for ground based observations added?; N.A vcheck; BETWEENS for coordinated observations added?; Yes ... 27 May 2021 07:00 to 09 Jun 2021 05:35 and 10 Jun 2021 09:10 - 24 Jun 2021 00:55 vcheck; Is visit ready for int. review?; Yes Allocated COS orbits = 9*

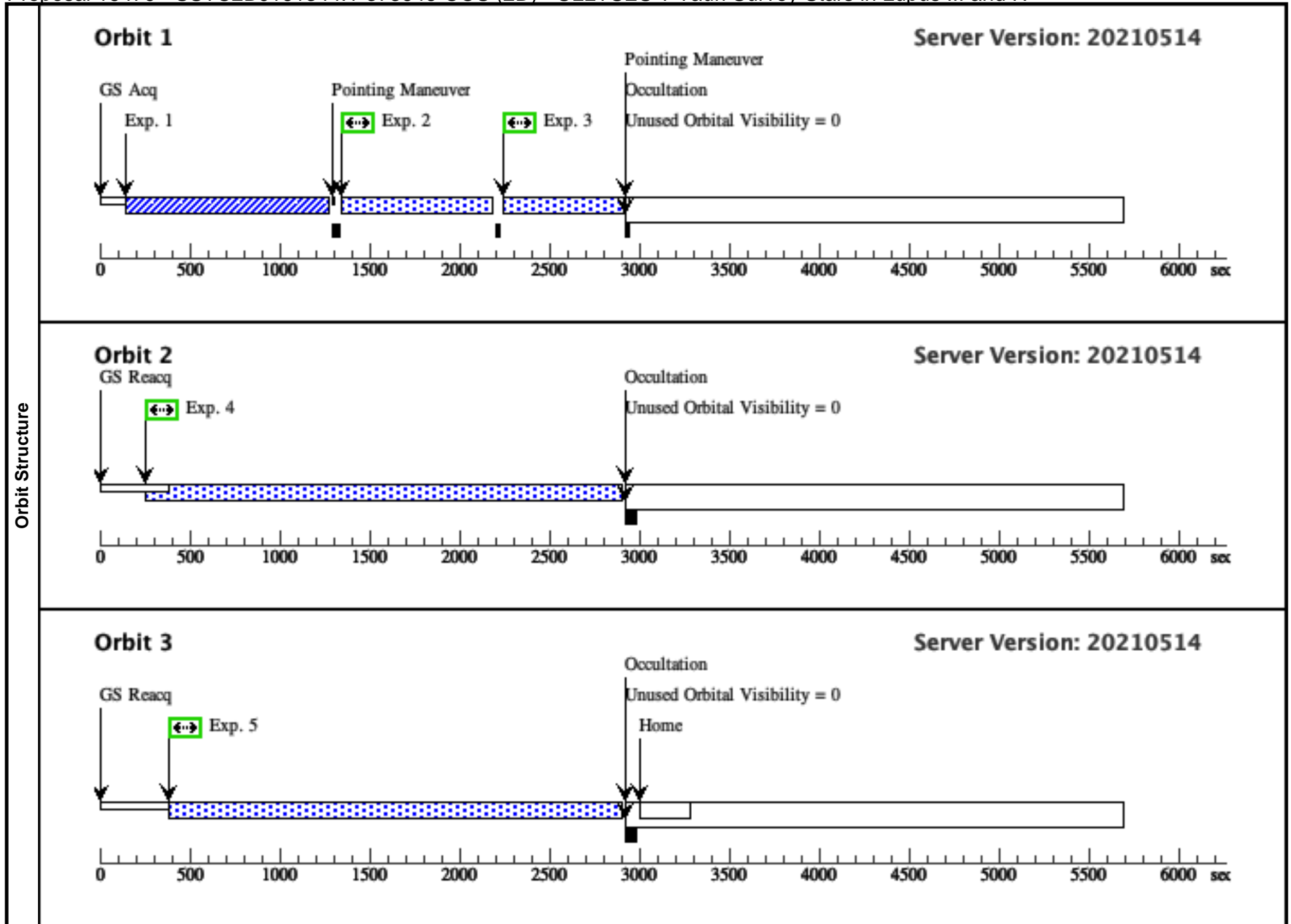
#	Name	Target Coordinates	Targ. Coord. Corrections	Fluxes	Miscellaneous
(2)	SSTC2DJ161344.1-373646	RA: 16 13 44.0832 (243.4336800d) Dec: -37 36 46.62 (-37.61295d)	Proper Motion RA: -13.38590844 mas/yr Proper Motion Dec: -23.34930121 mas/yr Parallax: 0.0062500463249999996" Epoch of Position: 2015.5	V=17.32 SpT=M5; A_V=0.60; U=17.8; B=18.0; V=17.3; R=16.4; I=14.7; J=12.8	Reference Frame: ICRS
	Alt Name1: MJS2008-141	Equinox: J2000			
	Alt Name2: J16134410-3736462				
	<i>Comments: SSTc2dJ161344.1-373646 : MJS2008-141, J16134410-3736462 Region: Lupus III Simbad: https://simbad.u-strasbg.fr/simbad/sim-id?Ident=2MASS+J16134410-3736462&amp;submit=submit+id Target coordinates are from Gaia DR2. Spectral type: M5 ; A_V: 0.6 ; Distance (pc): 200 M*: 0.16 ; log(dm/dt): -8.94 Input file: spring-survey-todo-crp04feb21.csv sstc2dj1613441-373646_lya2_etc_scaled_pAV0.50.txt Calculation performed 2021-02-12T16:29:52, v0.6</i>				
	<i>tstatus; SSTC2DJ161344.1-373646; P/COS ready for internal review; S/STIS ready for internal review; P/DS 26/03/21; S/DS 26/03/21 tcheck; APT/SIMBAD target names: ; SSTC2DJ161344.1-373646 ... Default SIMBAD name is 2MASS J16134410-3736462 , aka TIC 318030913, Gaia DR2 5997644343928854656 tcheck; Target info verification status?; OK ... Flam(B) = 1.45e-15 at 4440 Angstroms, and Flam(V) = 2.04e-15 at 5540 Angstroms from Vizier photometry viewer linked from SIMBAD page. R = 16.4 from SIMBAD tcheck; Coordinates &amp; P.M. verified, epoch checked?; Yes tcheck; Adopted SED compared to Observations?; Yes ... located at: box/ullyses_tech/ullyses_proposals/survey/16479/targets/SSTC2DJ161344.1-373646/SSTC2DJ161344.1-373646_photcomp.png Category=STAR Description=[T TAURI STAR, PRE-MAIN SEQUENCE STAR] Extended=NO</i>				

Proposal 16479 - SSTC2DJ161344.1-373646-COS (2D) - ULLYSES T Tauri Survey Stars in Lupus III and IV

#	Label (ETC Run)	Target	Config,Mode,Aperture	Spectral Els.	Opt. Params.	Special Reqs.	Groups	Exp. Time (Total)/[Actual Dur.]	Orbit
Exposures	1	ACQ/Image (2) SSTC2DJ161344 (COS.ta.149 1144)	(2) SSTC2DJ161344 .1-373646	COS/NUV, ACQ/IMAGE, PSA	MIRRORB			412 Secs (412 Secs) [==>]	[1]
	<p>Comments: BOP calculation with 4X SED (without additional A_V=0.50): COS.ta.1491144, B.P=5.698                      Baseline SED (scaled with additional A_V=0.50) calculation for PSA/MIRRORB with S/N=40: COS.ta.1491137, B.P=0.554</p>								
	2	G160M/162 (2) SSTC2DJ161344 3-1 (COS.sp.151 4946)	(2) SSTC2DJ161344 .1-373646	COS/FUV, TIME-TAG, PSA	G160M 1623 A	BUFFER-TIME=14 941; FP-POS=1		620 Secs (620 Secs) [==>]	[1]
	<p>Comments: BOP calculation with 4X SED (without additional A_V=0.50): COS.sp.1514946, B.P=0.034                      Baseline SED (scaled with additional A_V=0.50) calculation for G160M/c1623: COS.sp.1514945, B.P=0.002. Total S/N achieved in 6 x G160M exposures ~21/resel @1548.5A</p> <p>sstc2dj1613441-373646_lya2_etc_scaled_pAV0.50.txt; cos.fuv,g160m,c1623,psa,mjd#59305; fp-pos=None, segment=None)                      Input file: spring-survey-todo-crp04feb21.csv                      Spectral type: M5 ; A_V: 0.6 ; Distance (pc): 200                      M*: 0.16 ; log(dm/dt): -8.94                      For exptime=3752.3 s, spectral region:                      1549.0 +- 1.0 A achieves SNR=20.0 / 6-pix-resel for combined c1589 &amp; c1623                      The exptime for this c1623 exposure has been halved because c1589 &amp; c1623 target the same line.                      A factor of 2.0 has been applied to the exptime in each exposure.                      global countrate (brightest segment): 80.2 cts/s/segment                      brightest pixel: 0.002 cts/s/pix at 1446.2 A                      Calculation performed 2021-02-12T16:29:50, v0.21</p>								
3	G160M/162 (2) SSTC2DJ161344 3-2 (COS.sp.151 4946)	(2) SSTC2DJ161344 .1-373646	COS/FUV, TIME-TAG, PSA	G160M 1623 A	BUFFER-TIME=14 941; FP-POS=2		620 Secs (620 Secs) [==>]	[1]	
<p>Comments: BOP calculation with 4X SED (without additional A_V=0.50): COS.sp.1514946, B.P=0.034                      Baseline SED (scaled with additional A_V=0.50) calculation for G160M/c1623: COS.sp.1514945, B.P=0.002. Total S/N achieved in 6 x G160M exposures ~21/resel @1548.5A</p> <p>sstc2dj1613441-373646_lya2_etc_scaled_pAV0.50.txt; cos.fuv,g160m,c1623,psa,mjd#59305; fp-pos=None, segment=None)                      Input file: spring-survey-todo-crp04feb21.csv                      Spectral type: M5 ; A_V: 0.6 ; Distance (pc): 200                      M*: 0.16 ; log(dm/dt): -8.94                      For exptime=3752.3 s, spectral region:                      1549.0 +- 1.0 A achieves SNR=20.0 / 6-pix-resel for combined c1589 &amp; c1623                      The exptime for this c1623 exposure has been halved because c1589 &amp; c1623 target the same line.                      A factor of 2.0 has been applied to the exptime in each exposure.                      global countrate (brightest segment): 80.2 cts/s/segment                      brightest pixel: 0.002 cts/s/pix at 1446.2 A                      Calculation performed 2021-02-12T16:29:50, v0.21</p>									
4	G130M/129 (2) SSTC2DJ161344 1-3 (COS.sp.151 4952)	(2) SSTC2DJ161344 .1-373646	COS/FUV, TIME-TAG, PSA	G130M 1291 A	BUFFER-TIME=49 66; FP-POS=3		2469 Secs (2469 Secs) [==>]	[2]	
<p>Comments: BOP calculation with 4X SED (without additional A_V=0.50): COS.sp.1514952, B.P=0.095                      Baseline SED (scaled with additional A_V=0.50) calculation for G130M/c1291: COS.sp.1514951, B.P=0.095. Total S/N achieved in 4 x G130M exposures ~11/resel @1239A</p> <p>sstc2dj1613441-373646_lya2_etc_scaled_pAV0.50.txt; cos.fuv,g130m,c1291,psa,mjd#59305; fp-pos=None, segment=None)                      Input file: spring-survey-todo-crp04feb21.csv                      Spectral type: M5 ; A_V: 0.6 ; Distance (pc): 200                      M*: 0.16 ; log(dm/dt): -8.94                      For exptime=3760.5 s, spectral region:                      1239.0 +- 1.0 A achieves SNR=10.0 / 6-pix-resel                      A factor of 2.0 has been applied to the exptime in each exposure.                      global countrate (brightest segment): 309.1 cts/s/segment                      brightest pixel: 0.008 cts/s/pix at 1304.8 A                      Calculation performed 2021-02-12T16:29:52, v0.21</p>									

Proposal 16479 - SSTC2DJ161344.1-373646-COS (2D) - ULLYSES T Tauri Survey Stars in Lupus III and IV

5	G130M/129 (2) SSTC2DJ161344 COS/FUV, TIME-TAG, PSA 1-4 .1-373646 (COS.sp.151 4952)	G130M 1291 A	BUFFER-TIME=49 66; FP-POS=4	2471 Secs (2471 Secs)	
				[==>]	[3]
<p><i>Comments: BOP calculation with 4X SED (without additional A_V=0.50): COS.sp.1514952, B.P=0.095</i>  <i>Baseline SED (scaled with additional A_V=0.50) calculation for G130M/c1291: COS.sp.1514951, B.P=0.095. Total S/N achieved in 4 x G130M exposures ~11/resel @1239A</i></p> <p><i>sstc2dj1613441-373646_lya2_etc_scaled_pAV0.50.txt; cos.fuv.g130m.c1291.psa.mjd#59305; fp-pos=None, segment=None)</i>  <i>Input file: spring-survey-todo-crp04feb21.csv</i>  <i>Spectral type: M5 ; A_V: 0.6 ; Distance (pc): 200</i>  <i>M*: 0.16 ; log(dm/dt): -8.94</i>  <i>For exptime=3760.5 s, spectral region:</i>  <i>1239.0 +- 1.0 A achieves SNR=10.0 / 6-pix-resel</i>  <i>A factor of 2.0 has been applied to the exptime in each exposure.</i>  <i>global countrate (brightest segment): 309.1 cts/s/segment</i>  <i>brightest pixel: 0.008 cts/s/pix at 1304.8 A</i>  <i>Calculation performed 2021-02-12T16:29:52, v0.21</i></p>					



**Proposal 16479, SSTC2DJ161344.1-373646-COS (2E), pi**

**Diagnostic Status: No Diagnostics**

Scientific Instruments: COS/FUV, COS/NUV

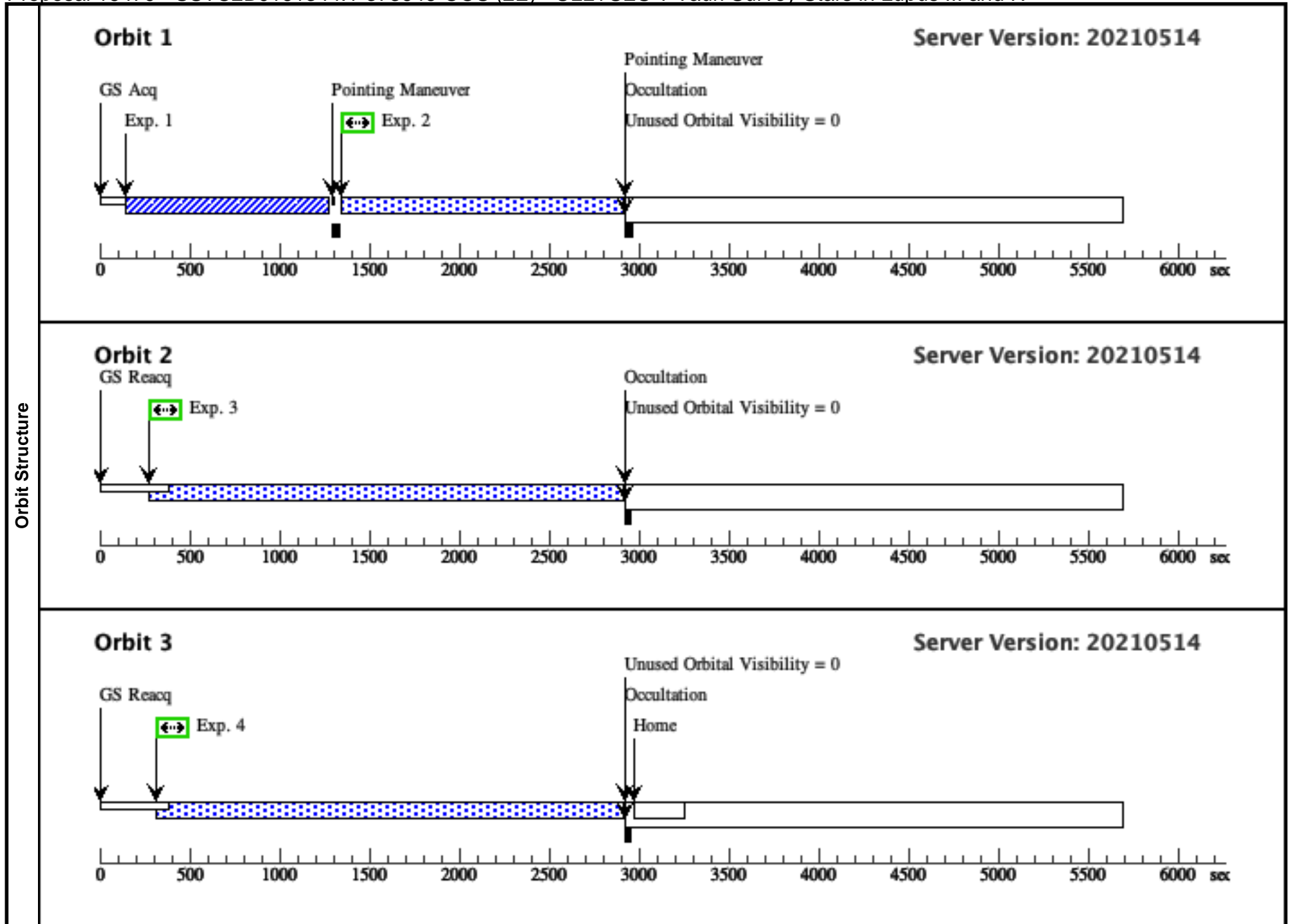
Special Requirements: SCHED 100%; BETWEEN 27-MAY-2021:07:00 AND 09-JUN-2021:05:35; BETWEEN 10-JUN-2021:09:10 AND 24-JUN-2021:00:55; BETWEEN 25-JUN-2021 AND 01-AUG-2021; BETWEEN 26-MAR-2022:00:00:00 AND 31-JUL-2022:00:00:00

*Comments: vstatus; 2E; SSTC2DJ161344.1-373646; P/COS approved for submission; P/DS 29/04/21 ; internal review complete ; C/DJS 03/05/21*  
*vcheck; Enter targ name & Inst. & Resp. Sci.; SSTC2DJ161344.1-373646 ; COS ; DS*  
*vcheck; ETC numbers entered in APT?; Yes*  
*vcheck; Any screening violations?; No*  
*vcheck; M-dwarf check complete and added to box folder?; Yes ...*  
*located at: box/ullyses\_tech/ullyses\_proposals/survey/revise-mstar-bop.xls*  
*vcheck; S/N ETC calcs done & documented?; Yes*  
*vcheck; Field images checked & saved?; Yes ...*  
*located at: box/ullyses\_tech/ullyses\_proposals/survey/16479/targets/SSTC2DJ161344.1-373646/*  
*vcheck; Selected ACQ strategy?; Yes ...*  
*PSA, MIRRORB, S/N=40*  
*vcheck; Possible ACQ or Sci spoilers?; No*  
*vcheck; Field BOT clear?; No...*  
*BOT marks the ACQ exposure unsafe (local counts exceeded) but all the SCI exposures are OK*  
*In the ACQ exposure, BOT flags the star at ~4.7" away from the target assuming SpT = O5V (BOT assumes SpT = M2V in SCI exposures and marks the star safe)*  
*Anders+2019 reports Av=0.93, (E(B-V)=0.30), Teff=3644.2, logg=4.46, Bp-Rp=2.250; consistent with SpT = M2V*  
*V = 15.6 from G = 14.6 with G - V = -0.925; B = 17.1 from V = 15.6 with B - V = 1.51; Flam(B)=1.2e-15 ergs/s/cm^2/Ang at 4440 A is consistent with B ~17 vegamag.*  
*Nominally safe as per ETC: COS.ta.1514966, and even assuming extreme flair (8 mags brighter) as per ETC: COS.ta.1514967.*  
*If this a reddened O3V star: V = 15.9 from G = 14.6 with G - V = -1.266; B = 17.4 from V = 15.9 with B - V = 1.53, safe as per ETC: COS.ta.1514968*  
*vcheck; Visual BOT check for stars not in catalog?; Yes*  
*vcheck; Orbit packing finalized?; Yes*  
*vcheck; Buffer times optimized?; Yes*  
*vcheck; Verify visit grouping correct; Yes ...*  
*STIS visit has GROUP 2S,2C,2D,2E WITHIN 1D*  
*vcheck; phase constraint for ground based observations added?; N.A*  
*vcheck; BETWEENS for coordinated observations added?; Yes ...*  
*27 May 2021 07:00 to 09 Jun 2021 05:35 and 10 Jun 2021 09:10 - 24 Jun 2021 00:55*  
*vcheck; Is visit ready for int. review?; Yes*  
*Allocated COS orbits = 9*

#	Name	Target Coordinates	Targ. Coord. Corrections	Fluxes	Miscellaneous
(2)	SSTC2DJ161344.1-373646	RA: 16 13 44.0832 (243.4336800d) Dec: -37 36 46.62 (-37.61295d)	Proper Motion RA: -13.38590844 mas/yr Proper Motion Dec: -23.34930121 mas/yr Parallax: 0.0062500463249999996" Epoch of Position: 2015.5	V=17.32 SpT=M5; A_V=0.60; U=17.8; B=18.0; V=17.3; R=16.4; I=14.7; J=12.8	Reference Frame: ICRS
	Alt Name1: MJS2008-141	Equinox: J2000			
	Alt Name2: J16134410-3736462				
	<i>Comments: SSTc2dJ161344.1-373646 : MJS2008-141, J16134410-3736462</i>				
	<i>Region: Lupus III</i>				
	<i>Simbad: <a href="https://simbad.u-strasbg.fr/simbad/sim-id?Ident=2MASS+J16134410-3736462&amp;submit=submit+id">https://simbad.u-strasbg.fr/simbad/sim-id?Ident=2MASS+J16134410-3736462&amp;submit=submit+id</a></i>				
	<i>Target coordinates are from Gaia DR2.</i>				
	<i>Spectral type: M5 ; A_V: 0.6 ; Distance (pc): 200</i>				
	<i>M*: 0.16 ; log(dm/dt): -8.94</i>				
	<i>Input file: spring-survey-todo-crp04feb21.csv</i>				
	<i>sstc2dj1613441-373646_lya2_etc_scaled_pAV0.50.txt</i>				
	<i>Calculation performed 2021-02-12T16:29:52, v0.6</i>				
	-----				
	<i>tstatus; SSTC2DJ161344.1-373646; P/COS ready for internal review; S/STIS ready for internal review; P/DS 26/03/21; S/DS 26/03/21</i>				
	<i>tcheck; APT/SIMBAD target names: ; SSTC2DJ161344.1-373646 ...</i>				
	<i>Default SIMBAD name is 2MASS J16134410-3736462 , aka TIC 318030913, Gaia DR2 5997644343928854656</i>				
	<i>tcheck; Target info verification status?; OK ...</i>				
	<i>Flam(B) = 1.45e-15 at 4440 Angstroms, and Flam(V) = 2.04e-15 at 5540 Angstroms from Vizier photometry viewer linked from SIMBAD page. R = 16.4 from SIMBAD</i>				
	<i>tcheck; Coordinates &amp; P.M. verified, epoch checked?; Yes</i>				
	<i>tcheck; Adopted SED compared to Observations?; Yes ...</i>				
	<i>located at: box/ullyses_tech/ullyses_proposals/survey/16479/targets/SSTC2DJ161344.1-373646/SSTC2DJ161344.1-373646_photcomp.png</i>				
	Category=STAR				
	Description=[T TAURI STAR, PRE-MAIN SEQUENCE STAR]				
	Extended=NO				

Proposal 16479 - SSTC2DJ161344.1-373646-COS (2E) - ULLYSES T Tauri Survey Stars in Lupus III and IV

#	Label (ETC Run)	Target	Config,Mode,Aperture	Spectral Els.	Opt. Params.	Special Reqs.	Groups	Exp. Time (Total)/[Actual Dur.]	Orbit	
Exposures	1	ACQ/Image (COS.ta.149 1144)	(2) SSTC2DJ161344 .1-373646	COS/NUV, ACQ/IMAGE, PSA	MIRRORB			412 Secs (412 Secs) [==>]	[1]	
	<p>Comments: BOP calculation with 4X SED (without additional A_V=0.50): COS.ta.1491144, B.P=5.698                      Baseline SED (scaled with additional A_V=0.50) calculation for PSA/MIRRORB with S/N=40: COS.ta.1491137, B.P=0.554</p>									
	2	G130M/129 (COS.sp.151 4949)	(2) SSTC2DJ161344 .1-373646	COS/FUV, TIME-TAG, PSA	G130M 1291 A	BUFFER-TIME=49 66; FP-POS=4			1397 Secs (1397 Secs) [==>]	[1]
	<p>Comments: BOP calculation with 4X SED (without additional A_V=0.50): COS.sp.1514949, B.P=0.095                      Baseline SED (scaled with additional A_V=0.50) calculation for G130M/c1291: COS.sp.1514948, B.P=0.095. Total S/N achieved in 4 x G130M exposures ~11/resel @ 1239A                      sstc2dj1613441-373646_lya2_etc_scaled_pAV0.50.txt; cos.fuv,g130m,c1291,psa,mjd#59305; fp-pos=None, segment=None)                      Input file: spring-survey-todo-crp04feb21.csv                      Spectral type: M5 ; A_V: 0.6 ; Distance (pc): 200                      M*: 0.16 ; log(dm/dt): -8.94                      For exptime=3760.5 s, spectral region:                      1239.0 +- 1.0 A achieves SNR=10.0 / 6-pix-resel                      A factor of 2.0 has been applied to the exptime in each exposure.                      global countrate (brightest segment): 309.1 cts/s/segment                      brightest pixel: 0.008 cts/s/pix at 1304.8 A                      Calculation performed 2021-02-12T16:29:52, v0.21</p>									
3	G160M/158 (COS.sp.151 4941)	(2) SSTC2DJ161344 .1-373646	COS/FUV, TIME-TAG, PSA	G160M 1589 A	BUFFER-TIME=13 546; FP-POS=4			2469 Secs (2469 Secs) [==>]	[2]	
<p>Comments: BOP calculation with 4X SED (without additional A_V=0.50): COS.sp.1514941, B.P=0.034                      Baseline SED (scaled with additional A_V=0.50) calculation for G160M/c1589: COS.sp.1514940, B.P=0.002. Total S/N achieved in 6 x G160M exposures ~21/resel @ 1548.5A                      sstc2dj1613441-373646_lya2_etc_scaled_pAV0.50.txt; cos.fuv,g160m,c1589,psa,mjd#59305; fp-pos=None, segment=None)                      Input file: spring-survey-todo-crp04feb21.csv                      Spectral type: M5 ; A_V: 0.6 ; Distance (pc): 200                      M*: 0.16 ; log(dm/dt): -8.94                      For exptime=3653.0 s, spectral region:                      1549.0 +- 1.0 A achieves SNR=20.0 / 6-pix-resel for combined c1589 &amp; c1623                      The exptime for this c1589 exposure has been halved because c1589 &amp; c1623 target the same line.                      A factor of 2.0 has been applied to the exptime in each exposure.                      global countrate (brightest segment): 81.4 cts/s/segment                      brightest pixel: 0.002 cts/s/pix at 1446.2 A                      Calculation performed 2021-02-12T16:29:48, v0.21</p>										
4	G160M/162 (COS.sp.151 4942)	(2) SSTC2DJ161344 .1-373646	COS/FUV, TIME-TAG, PSA	G160M 1623 A	BUFFER-TIME=14 941; FP-POS=2			2471 Secs (2471 Secs) [==>]	[3]	
<p>Comments: BOP calculation with 4X SED (without additional A_V=0.50): COS.sp.1514942, B.P=0.034                      Baseline SED (scaled with additional A_V=0.50) calculation for G160M/c1623: COS.sp.1514943, B.P=0.002. Total S/N achieved in 6 x G160M exposures ~21/resel @ 1548.5A                      sstc2dj1613441-373646_lya2_etc_scaled_pAV0.50.txt; cos.fuv,g160m,c1623,psa,mjd#59305; fp-pos=None, segment=None)                      Input file: spring-survey-todo-crp04feb21.csv                      Spectral type: M5 ; A_V: 0.6 ; Distance (pc): 200                      M*: 0.16 ; log(dm/dt): -8.94                      For exptime=3752.3 s, spectral region:                      1549.0 +- 1.0 A achieves SNR=20.0 / 6-pix-resel for combined c1589 &amp; c1623                      The exptime for this c1623 exposure has been halved because c1589 &amp; c1623 target the same line.                      A factor of 2.0 has been applied to the exptime in each exposure.                      global countrate (brightest segment): 80.2 cts/s/segment                      brightest pixel: 0.002 cts/s/pix at 1446.2 A                      Calculation performed 2021-02-12T16:29:50, v0.21</p>										



<b>Visit</b>	<p><b>Proposal 16479, SSTC2DJ161344.1-373646-STIS (2S), pi</b></p> <p><b>Diagnostic Status: No Diagnostics</b></p> <p>Scientific Instruments: STIS/NUV-MAMA, STIS/CCD</p> <p>Special Requirements: SCHED 100%; BETWEEN 27-MAY-2021:07:00 AND 09-JUN-2021:07:10; BETWEEN 10-JUN-2021:09:10 AND 24-JUN-2021:02:30; BETWEEN 25-JUN-2021 AND 01-AUG-2021; BETWEEN 26-MAR-2022:00:00:00 AND 31-JUL-2022:00:00:00; GROUP 2S,2C,2D,2E WITHIN 40H</p> <p><i>Comments: vstatus; 2S; SSTC2DJ161344.1-373646; P/STIS approved for submission; P/DS 29/04/21 ; internal review complete ; S/DW 03/05/21 vcheck; Enter targ name &amp; Inst. &amp; Resp. Sci.; SSTC2DJ161344.1-373646 ; STIS ; DS vcheck; ETC numbers entered in APT?; Yes vcheck; Any screening violations?; No vcheck; M-dwarf check complete and added to box folder?; Yes ... located at: box/ullyses_tech/ullyses_proposals/survey/revise-mstar-bop.xls vcheck; S/N ETC calcs done &amp; documented?; Yes vcheck; Field images checked &amp; saved?; Yes ... located at: box/ullyses_tech/ullyses_proposals/survey/16479/targets/SSTC2DJ161344.1-373646/ vcheck; Selected ACQ strategy?; Yes ... Adopted ACQ/F28X50LP w/ S/N = 80 ACQ on an offset star to avoid possible ACQ spoiler This offset acquisition target for SSTC2DJ161344.1-373646 is ~1.02' away from SSTC2DJ161344.1-373646. Anders+2019 (Starhorse catalog) reports Av=2.36, (E(B-V)=0.76), Teff=6599.1, logg=4.13, Fe/H=-0.22; consistent with SpT F5V V = 14.21 from G = 14.11 with G - V = -0.11; B = 14.66 from V = 14.21 with B - V = 0.44 vcheck; Possible ACQ or Sci spoilers?; Yes ... visually brighter star at ~4.7" away from target and could lead to ACQ confusion. Adopted offset ACQ. vcheck; Field BOT clear?; Yes vcheck; Visual BOT check for stars not in catalog?; Yes vcheck; Orbit packing finalized?; Yes vcheck; Buffer times optimized?; Yes vcheck; Verify visit grouping correct; Yes ... STIS visit has GROUP 2S,2C,2D,2E WITHIN 1D vcheck; phase constraint for ground based observations added?; N.A vcheck; BETWEENS for coordinated observations added?; Yes ... 27 May 2021 07:00 to 09 Jun 2021 07:10 and 10 Jun 2021 09:10 - 24 Jun 2021 02:30 vcheck; Is visit ready for int. review?; Yes Allocated STIS orbits = 2 Added 1 STIS orbit over previous allocation. MAMA and CCD observations should have the same visit due to target variability.</i></p>
--------------	---

Proposal 16479 - SSTC2DJ161344.1-373646-STIS (2S) - ULLYSES T Tauri Survey Stars in Lupus III and IV

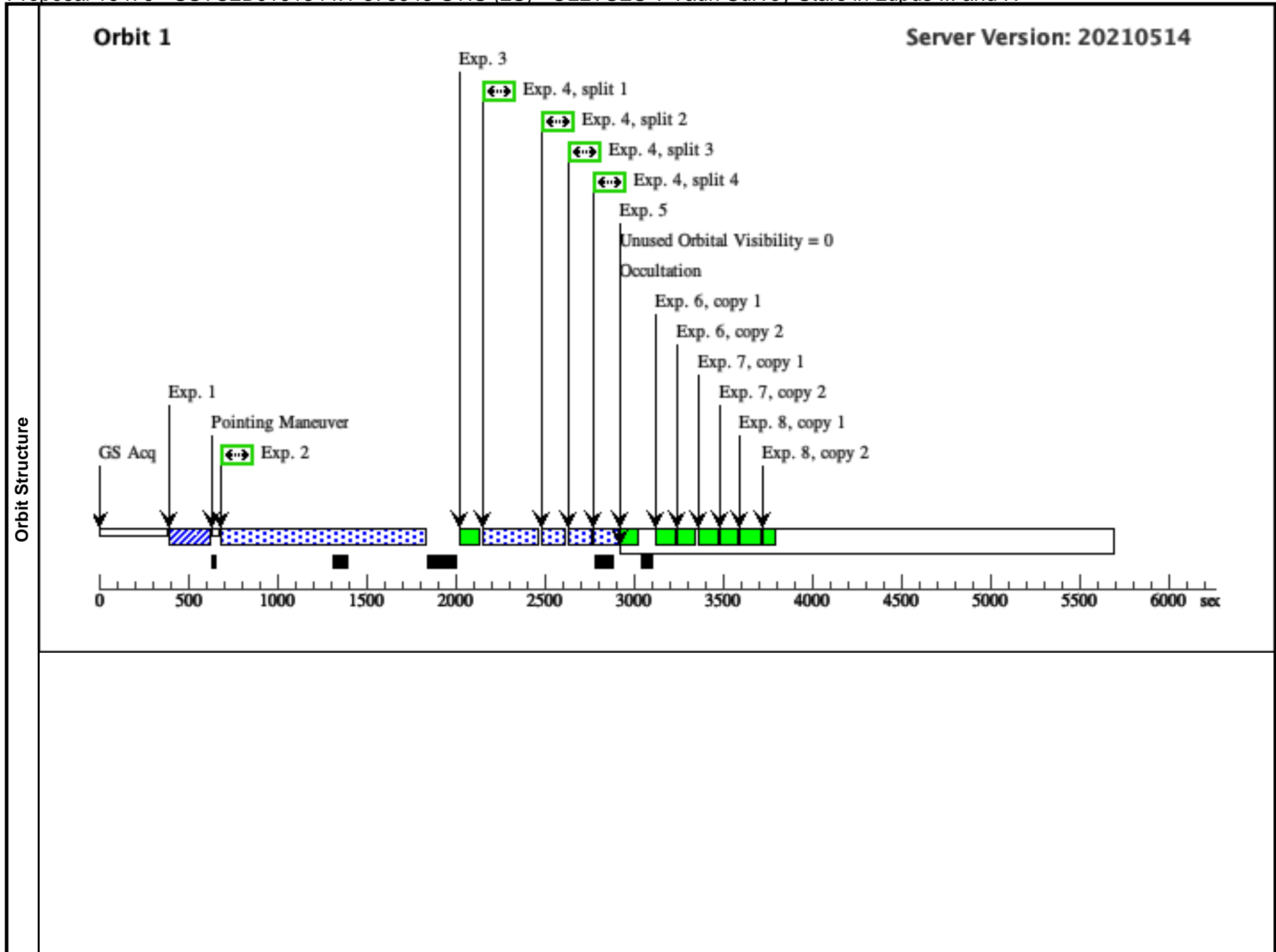
#	Name	Target Coordinates	Targ. Coord. Corrections	Fluxes	Miscellaneous
(2)	SSTC2DJ161344.1-373646 Alt Name1: MJS2008-141 Alt Name2: J16134410-3736462	RA: 16 13 44.0832 (243.4336800d) Dec: -37 36 46.62 (-37.61295d) Equinox: J2000	Proper Motion RA: -13.38590844 mas/yr Proper Motion Dec: -23.34930121 mas/yr Parallax: 0.0062500463249999996" Epoch of Position: 2015.5	V=17.32 SpT=M5; A_V=0.60; U=17.8; B=18.0; V=17.3; R=16.4; I=14.7; J=12.8	Reference Frame: ICRS
Fixed Targets	<p>Comments: SSTc2dJ161344.1-373646 : MJS2008-141, J16134410-3736462                      Region: Lupus III                      Simbad: <a href="https://simbad.u-strasbg.fr/simbad/sim-id?Ident=2MASS+J16134410-3736462&amp;submit=submit+id">https://simbad.u-strasbg.fr/simbad/sim-id?Ident=2MASS+J16134410-3736462&amp;submit=submit+id</a>                      Target coordinates are from Gaia DR2.                      Spectral type: M5 ; A_V: 0.6 ; Distance (pc): 200                      M*: 0.16 ; log(dm/dt): -8.94                      Input file: spring-survey-todo-crp04feb21.csv                      sstc2dj1613441-373646_lya2_etc_scaled_pAV0.50.txt                      Calculation performed 2021-02-12T16:29:52, v0.6</p> <hr/> <p>tstatus: SSTC2DJ161344.1-373646; P/COS ready for internal review; S/STIS ready for internal review; P/DS 26/03/21; S/DS 26/03/21                      tcheck; APT/SIMBAD target names: ; SSTC2DJ161344.1-373646 ...                      Default SIMBAD name is 2MASS J16134410-3736462 , aka TIC 318030913, Gaia DR2 5997644343928854656                      tcheck; Target info verification status?; OK ...                      Flam(B) = 1.45e-15 at 4440 Angstroms, and Flam(V) = 2.04e-15 at 5540 Angstroms from Vizier photometry viewer linked from SIMBAD page. R = 16.4 from SIMBAD                      tcheck; Coordinates &amp; P.M. verified, epoch checked?; Yes                      tcheck; Adopted SED compared to Observations?; Yes ...                      located at: box/ullyses_tech/ullyses_proposals/survey/16479/targets/SSTC2DJ161344.1-373646/SSTC2DJ161344.1-373646_photcomp.png                      Category=STAR                      Description=[T TAURI STAR, PRE-MAIN SEQUENCE STAR]                      Extended=NO</p>				
	(6)	SSTC2DJ161344.1-373646-OFFSET Alt Name1: GAIA-DR2-5997644172130156928	RA: 16 13 49.0300 (243.4542917d) Dec: -37 36 28.84 (-37.60801d) Equinox: J2000	Proper Motion RA: 7.985741359221418 mas/yr Proper Motion Dec: -6.313399564968046 mas/yr Parallax: 1.462892454402358E-03" Epoch of Position: 2015.5	V=14.2 SpT = F5V; A_v = 2.4, G = 14.1; Bp - Rp = 0.57; B = 14.7; V = 14.2
	<p>Comments: STIS offset target acq star for SSTC2DJ161344.1-373646                      ~1.02' away from SSTC2DJ161344.1-373646                      Anders+2019 reports Av=2.36, (E(B-V)=0.76), Teff=6599.1, logg=4.13, Fe/H=-0.22; consistent with SpT F5V                      Interpolated photometry for target SpT F5V:                      V = 14.21 from G = 14.11 with G - V = -0.11                      B = 14.66 from V = 14.21 with B - V = 0.44                      Category=STAR                      Description=[UNDESIGNATED]                      Extended=NO</p>				

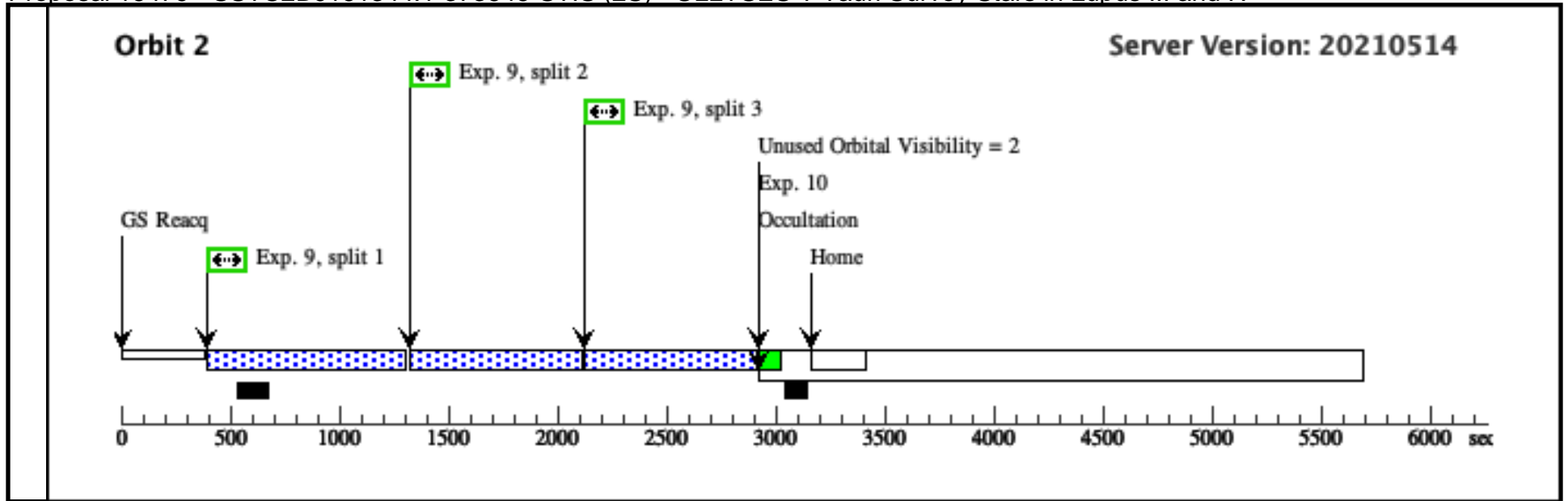
Proposal 16479 - SSTC2DJ161344.1-373646-STIS (2S) - ULLYSES T Tauri Survey Stars in Lupus III and IV

#	Label (ETC Run)	Target	Config,Mode,Aperture	Spectral Els.	Opt. Params.	Special Reqs.	Groups	Exp. Time (Total)/[Actual Dur.]	Orbit	
Exposures	1	ACQ (6) SSTC2DJ161344 (STIS.ta.151 .1-373646-OFFSET 4831)	STIS/CCD, ACQ, F28X50LP	MIRROR				0.4 Secs (0.4 Secs) [==>]	[1]	
	<p><i>Comments: This offset acquisition target for SSTC2DJ161344.1-373646 is ~1.02' away from SSTC2DJ161344.1-373646.</i></p> <p><i>Anders+2019 (Starhorse catalog) reports Av=2.36, (E(B-V)=0.76), Teff=6599.1, logg=4.13, Fe/H=-0.22; consistent with SpT F5V</i></p> <p><i>Interpolated photometry for target SpT F5V: V = 14.21 from G = 14.11 with G - V = -0.11 B = 14.66 from V = 14.21 with B - V = 0.44 For S/N = 80 with ACQ/F28X50LP, ETC calculation using Castelli-Kurucz Model F5V 6500 4.0, normalized to Johnson V = 14.2 Vegamag with E(B-V) = 0.76: STIS.ta.1514831, B.P = 8876.1</i></p>									
	2	G230L/2376 (2) SSTC2DJ161344 (STIS.sp.15 .1-373646 14919)	STIS/NUV-MAMA, TIME-TAG, 52X2	G230L 2376 A	WAVECAL=NO; BUFFER-TIME=49 7			994.8 Secs (994.8 Secs) [==>]	[1]	
	<p><i>Comments: BOP calculation with 4X SED (without additional A_V=0.50): STIS.sp.1515548, B.P=3.514 Baseline SED (scaled with additional A_V=0.50) calculation for G230L: STIS.sp.1515547, B.P=0.364</i></p> <p><i>sstc2dj1613441-373646_lya2_etc_scaled_pAV0.50.txt; stis,nuvmama,g230l,c2376,52x2,mjd#59305</i>  <i>Input file: spring-survey-iodo-crp04feb21.csv</i>  <i>Spectral type: M5 ; A_V: 0.6 ; Distance (pc): 200</i>  <i>M*: 0.16 ; log(dm/dt): -8.94</i>  <i>For exptime=228.4 s, spectral region: 2800.0 +- 15.0 A achieves SNR=20.0 / 2-pix-resel</i>  <i>A factor of 2.0 has been applied to the exptime in each exposure.</i>  <i>global countrate (brightest segment): 2354.8 cts/s/segment</i>  <i>brightest pixel: 0.365 cts/s/pix at 2796.8 A</i>  <i>Calculation performed 2021-02-12T16:29:52, v0.21</i></p>									
	3	G230L/2376 WAVE WAVECAL	STIS/NUV-MAMA, ACCUM, 52X0.1	G230L 2376 A				[==>]	[1]	
	4	G750L/7751 (2) SSTC2DJ161344 (STIS.sp.15 .1-373646 15545)	STIS/CCD, ACCUM, 52X2	G750L 7751 A	WAVECAL=NO; CR-SPLIT=4; GAIN=4			410 Secs (410 Secs) [==>(Split 1)] [==>(Split 2)] [==>(Split 3)] [==>(Split 4)]	[1]	
	<p><i>Comments: Calculation with baseline SED (scaled with additional A_V=0.50), normalized to Johnson V = 17.3 vegamag, for G750L: STIS.sp.1515545, B.P=6.950 BOP calculation with 4X SED (without additional A_V=0.50) and no normalization: STIS.sp.1515546, B.P=814.011</i></p> <p><i>sstc2dj1613441-373646_lya2_etc_scaled_pAV0.50.txt; stis,ccd,g750l,c7751,52x2,mjd#59305</i>  <i>WARNING: operating mode = ACCUM</i>  <i>Input file: spring-survey-iodo-crp04feb21.csv</i>  <i>Spectral type: M5 ; A_V: 0.6 ; Distance (pc): 200</i>  <i>M*: 0.16 ; log(dm/dt): -8.94</i>  <i>For exptime=6.0 s, n_reads=2, spectral region: 5700.0 +- 5.0 A achieves SNR=20.0 / 2-pix-resel</i>  <i>A factor of 2.0 has been applied to the exptime in each exposure.</i>  <i>global countrate (brightest segment): 75373.3 cts/s/segment</i>  <i>brightest pixel: 120.405 cts/s/pix at 6563.9 A</i>  <i>Calculation performed 2021-02-12T16:29:52, v0.21</i></p>									
5	G750L/7751 WAVE WAVECAL	STIS/CCD, ACCUM, 52X0.1	G750L 7751 A				[==>]	[1]		
6	G750L/7751 CCDFLAT CCDFLAT 1	STIS/CCD, ACCUM, 0.3X0.09	G750L 7751 A				[==>(Copy 1)] [==>(Copy 2)]	[1]		
7	G750L/7751 CCDFLAT CCDFLAT 2	STIS/CCD, ACCUM, 52X0.1	G750L 7751 A				[==>(Copy 1)] [==>(Copy 2)]	[1]		

Proposal 16479 - SSTC2DJ161344.1-373646-STIS (2S) - ULLYSES T Tauri Survey Stars in Lupus III and IV

8	G750L/7751 CCDFLAT 3	STIS/CCD, ACCUM, 52X2	G750L 7751 A			[==>(Copy 1)] [==>(Copy 2)]	[1]
9	G430L/4300 (2) SSTC2DJ161344 (STIS.sp.15 .1-373646 15535)	STIS/CCD, ACCUM, 52X2	G430L 4300 A	WAVECAL=NO; CR-SPLIT=3; GAIN=4		2271 Secs (2271 Secs) [==>(Split 1)] [==>(Split 2)] [==>(Split 3)]	[2]
<p><i>Comments: Calculation with baseline SED (scaled with additional A_V=0.50), normalized to Johnson B = 18.0 vegamag, for G430L: STIS.sp.1515535, B.P=1.668</i>  <i>BOP calculation with 4X SED (without additional A_V=0.50) no normalization: STIS.sp.1515536, B.P=112.170. ETC warning about total counts being within 70% of the full well limit but this is marginally so (TC 84 912.9 and full well limit is 120000).</i></p> <p><i>sstc2dj1613441-373646_lya2_etc_scaled_pAV0.50.txt; stis.ccd,g430l,c4300,52x2,mjd#59305</i>  <i>WARNING: operating mode = ACCUM</i>  <i>Input file: spring-survey-todo-crp04feb21.csv</i>  <i>Spectral type: M5 ; A_V: 0.6 ; Distance (pc): 200</i>  <i>M*: 0.16 ; log(dm/dt): -8.94</i>  <i>For exptime=78.8 s, n_reads=2, spectral region:</i>  <i>4000.0 +- 5.0 A achieves SNR=20.0 / 2-pix-resel</i>  <i>A factor of 2.0 has been applied to the exptime in each exposure.</i>  <i>global countrate (brightest segment): 38301.7 cts/s/segment</i>  <i>brightest pixel: 14.295 cts/s/pix at 4560.5 A</i>  <i>Calculation performed 2021-02-12T16:29:52, v0.21</i></p>							
10	G430L/4300 WAVE WAVECAL	STIS/CCD, ACCUM, 52X0.1	G430L 4300 A			[==>]	[2]





Proposal 16479 - SZ111-COS (3C) - ULLYSES T Tauri Survey Stars in Lupus III and IV

Tue Jan 25 17:00:46 GMT 2022

<b>Visit</b>	<p><b>Proposal 16479, SZ111-COS (3C), failed</b></p> <p><b>Diagnostic Status: Warning</b></p> <p>Scientific Instruments: COS/FUV, COS/NUV</p> <p>Special Requirements: SCHED 100%; BETWEEN 27-MAY-2021:07:00 AND 09-JUN-2021:05:35; BETWEEN 10-JUN-2021:09:10 AND 24-JUN-2021:00:55</p> <p><i>Comments: vstatus; 3C; SZ111; P/COS approved for submission; P/DS 22/04/21 ; internal review complete ; C/DJS 03/05/21</i></p> <p><i>vcheck; Enter targ name &amp; Inst. &amp; Resp. Sci.; SZ111 ; COS ; DS</i></p> <p><i>vcheck; ETC numbers entered in APT?; Yes</i></p> <p><i>vcheck; Any screening violations?; No</i></p> <p><i>vcheck; M-dwarf check complete and added to box folder?; Yes ...</i></p> <p><i>located at: box/ullyses_tech/ullyses_proposals/survey/revise-mstar-bop.xls</i></p> <p><i>vcheck; S/N ETC calcs done &amp; documented?; Yes</i></p> <p><i>vcheck; Field images checked &amp; saved?; Yes ...</i></p> <p><i>located at: box/ullyses_tech/ullyses_proposals/survey/16479/targets/SZ111/</i></p> <p><i>vcheck; Selected ACQ strategy?; Yes ...</i></p> <p><i>PSA, MIRRORB, S/N=40</i></p> <p><i>vcheck; Possible ACQ or Sci spoilers?; No</i></p> <p><i>vcheck; Field BOT clear?; No ...</i></p> <p><i>BOT marks the target as unsafe (local counts exceeded) in the COS/ACQ exposure.</i></p> <p><i>BOT assumes the target as O5V while the target is SpT = M1</i></p> <p><i>The target as SpT = M1 is safe as per the M-dwarf check and ETC calculations</i></p> <p><i>vcheck; Visual BOT check for stars not in catalog?; Yes</i></p> <p><i>vcheck; Orbit packing finalized?; Yes</i></p> <p><i>vcheck; Buffer times optimized?; Yes</i></p> <p><i>vcheck; Verify visit grouping correct; Yes ...</i></p> <p><i>STIS visit has GROUP 3S,3C WITHIN 1D</i></p> <p><i>vcheck; phase constraint for ground based observations added?; N.A</i></p> <p><i>vcheck; BETWEENS for coordinated observations added?; Yes ...</i></p> <p><i>27 May 2021 07:00 to 09 Jun 2021 05:35 and 10 Jun 2021 09:10 - 24 Jun 2021 00:55</i></p> <p><i>vcheck; Is visit ready for int. review?; Yes</i></p> <p><i>Allocated COS orbits = 3</i></p>
<b>Diagnostics</b>	<p>(SZ111-COS (3C)) Warning (Orbit Planner): ORBITAL VISIBILITY OVERRUN</p>

Proposal 16479 - SZ111-COS (3C) - ULLYSES T Tauri Survey Stars in Lupus III and IV

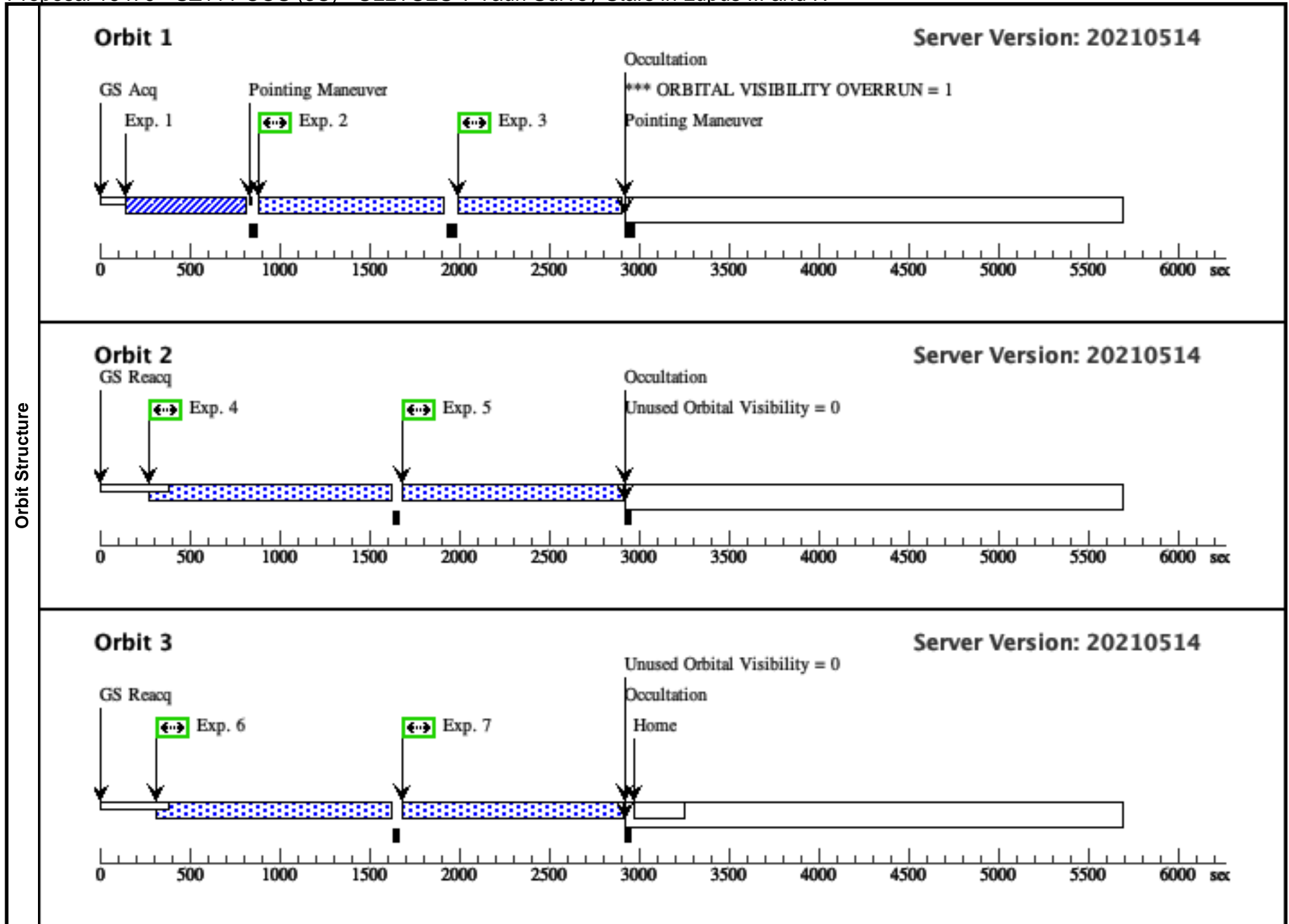
#	Name	Target Coordinates	Targ. Coord. Corrections	Fluxes	Miscellaneous
(3)	SZ111 Alt Name1: HBC-622 Alt Name2: J16085468-3937431	RA: 16 08 54.6719 (242.2277996d) Dec: -39 37 43.50 (-39.62875d) Equinox: J2000	Proper Motion RA: -9.52796046 mas/yr Proper Motion Dec: -22.64302504 mas/yr Parallax: 0.006315852205" Epoch of Position: 2015.5	V=13.98 SpT=M1; A_V=0.00; U=14.3; B=15.3; V=14.0; R=13.3; I=12.2; J=10.6	Reference Frame: ICRS
Fixed Targets	<p><i>Comments: Sz111 : HBC 622, J16085468-3937431</i>  <i>Region: Lupus III</i>  <i>Simbad: <a href="https://simbad.u-strasbg.fr/simbad/sim-id?Ident=2MASS+J16085468-3937431&amp;submit=submit+id">https://simbad.u-strasbg.fr/simbad/sim-id?Ident=2MASS+J16085468-3937431&amp;submit=submit+id</a></i>  <i>Target coordinates are from Gaia DR2.</i>  <i>Spectral type: M1 ; A_V: 0.0 ; Distance (pc): 200</i>  <i>M*: 0.47 ; log(dm/dt): -9.12</i>  <i>Input file: spring-survey-todo-crp04feb21.csv</i>  <i>sz111_lya2_etc_scaled_pAV0.50.txt</i>  <i>Calculation performed 2021-02-12T16:29:23, v0.6</i></p> <hr/> <p><i>tstatus: SZ111; P/COS ready for internal review; S/STIS ready for internal review; P/DS 26/03/21; S/DS 26/03/21</i>  <i>tcheck; APT/SIMBAD target names: ; SZ111 ...</i>  <i>Default SIMBAD name is THA 15-33, aka TIC 457995946, Gaia DR2 5997006897751436544</i>  <i>tcheck; Target info verification status?; OK ...</i>  <i>Flam(U) = 1.1e-14 at 3530 Angstroms, Flam(B) = 2.9e-15 at 4440 Angstroms (lowest), Flam(V) = 5.1e-15 at 5540 Angstroms (lowest), and Flam(R) = 1.1e-14 at 6470 Angstroms from Vizier photometry viewer linked from SIMBAD page.</i>  <i>tcheck; Coordinates &amp; P.M. verified, epoch checked?; Yes</i>  <i>tcheck; Adopted SED compared to Observations?; Yes ...</i>  <i>located at: box/ullyses_tech/ullyses_proposals/survey/16479/targets/SZ111/SZ111_photcomp.png</i>  <i>Category=STAR</i>  <i>Description=[T TAURI STAR, PRE-MAIN SEQUENCE STAR]</i>  <i>Extended=NO</i></p>				

Proposal 16479 - SZ111-COS (3C) - ULLYSES T Tauri Survey Stars in Lupus III and IV

#	Label (ETC Run)	Target	Config,Mode,Aperture	Spectral Els.	Opt. Params.	Special Reqs.	Groups	Exp. Time (Total)/[Actual Dur.]	Orbit
Exposures	1	ACQ/Image (3) SZ111 (COS.ta.1491152)	COS/NUV, ACQ/IMAGE, PSA	MIRRORB				182 Secs (182 Secs) [==>]	[1]
	<p>Comments: BOP calculation with 4X SED (without additional A_V=0.50): COS.ta.1491152, B.P=13.118                      Baseline SED (scaled with additional A_V=0.50) calculation for PSA/MIRRORB with S/N=40: COS.ta.1491149, B.P=1.238</p>								
	2	G130M/129 (3) SZ111 1-3 (COS.sp.1514186)	COS/FUV, TIME-TAG, PSA	G130M 1291 A	BUFFER-TIME=20 20; FP-POS=3			862 Secs (862 Secs) [==>]	[1]
	<p>Comments: BOP calculation with 4X SED (without additional A_V=0.50): COS.sp.1514186, B.P=0.137                      Baseline SED (scaled with additional A_V=0.50) calculation for G130M/c1291: COS.sp.1514185, B.P=0.095. Total S/N achieved in 2 x G130M exposures ~11/resel @ 1239A                      sz111_lya2_etc_scaled_pAV0.50.txt; cos,fuv,g130m,c1291,psa,mjd#59305; fp-pos=None, segment=None                      Input file: spring-survey-todo-crp04feb21.csv                      Spectral type: M1 ; A_V: 0.0 ; Distance (pc): 200                      M*: 0.47 ; log(dm/dt): -9.12                      For exptime=829.6 s, spectral region:                      1239.0 +- 1.0 A achieves SNR=10.0 / 6-pix-resel                      A factor of 2.0 has been applied to the exptime in each exposure.                      global countrate (brightest segment): 367.0 cts/s/segment                      brightest pixel: 0.029 cts/s/pix at 1304.8 A                      Calculation performed 2021-02-12T16:29:22, v0.21</p>								
3	G130M/129 (3) SZ111 1-4 (COS.sp.1514186)	COS/FUV, TIME-TAG, PSA	G130M 1291 A	BUFFER-TIME=20 20; FP-POS=4			862 Secs (862 Secs) [==>]	[1]	
<p>Comments: BOP calculation with 4X SED (without additional A_V=0.50): COS.sp.1514186, B.P=0.137                      Baseline SED (scaled with additional A_V=0.50) calculation for G130M/c1291: COS.sp.1514185, B.P=0.095. Total S/N achieved in 2 x G130M exposures ~11/resel @ 1239A                      sz111_lya2_etc_scaled_pAV0.50.txt; cos,fuv,g130m,c1291,psa,mjd#59305; fp-pos=None, segment=None                      Input file: spring-survey-todo-crp04feb21.csv                      Spectral type: M1 ; A_V: 0.0 ; Distance (pc): 200                      M*: 0.47 ; log(dm/dt): -9.12                      For exptime=829.6 s, spectral region:                      1239.0 +- 1.0 A achieves SNR=10.0 / 6-pix-resel                      A factor of 2.0 has been applied to the exptime in each exposure.                      global countrate (brightest segment): 367.0 cts/s/segment                      brightest pixel: 0.029 cts/s/pix at 1304.8 A                      Calculation performed 2021-02-12T16:29:22, v0.21</p>									
4	G160M/158 (3) SZ111 9-3 (COS.sp.1514188)	COS/FUV, TIME-TAG, PSA	G160M 1589 A	BUFFER-TIME=61 37; FP-POS=3			1177 Secs (1177 Secs) [==>]	[2]	
<p>Comments: BOP calculation with 4X SED (without additional A_V=0.50): COS.sp.1514188, B.P=0.102                      Baseline SED (scaled with additional A_V=0.50) calculation for G160M/c1589: COS.sp.1514187, B.P=0.007. Total S/N achieved in 4 x G160M exposures ~24/resel @ 1548.5A                      sz111_lya2_etc_scaled_pAV0.50.txt; cos,fuv,g160m,c1589,psa,mjd#59305; fp-pos=None, segment=None                      Input file: spring-survey-todo-crp04feb21.csv                      Spectral type: M1 ; A_V: 0.0 ; Distance (pc): 200                      M*: 0.47 ; log(dm/dt): -9.12                      For exptime=1204.4 s, spectral region:                      1549.0 +- 1.0 A achieves SNR=20.0 / 6-pix-resel for combined c1589 &amp; c1623                      The exptime for this c1589 exposure has been halved because c1589 &amp; c1623 target the same line.                      A factor of 2.0 has been applied to the exptime in each exposure.                      global countrate (brightest segment): 97.3 cts/s/segment                      brightest pixel: 0.007 cts/s/pix at 1446.2 A                      Calculation performed 2021-02-12T16:29:18, v0.21</p>									

Proposal 16479 - SZ111-COS (3C) - ULLYSES T Tauri Survey Stars in Lupus III and IV

5	G160M/158 (3) SZ111 9-4 (COS.sp.151 4188)	COS/FUV, TIME-TAG, PSA	G160M 1589 A	BUFFER-TIME=61 37; FP-POS=4	1177 Secs (1177 Secs) [==>]	[2]
<p><i>Comments: BOP calculation with 4X SED (without additional A_V=0.50): COS.sp.1514188, B.P=0.102</i>  <i>Baseline SED (scaled with additional A_V=0.50) calculation for G160M/c1589: COS.sp.1514187, B.P=0.007. Total S/N achieved in 4 x G160M exposures ~24/resel @1548.5A</i></p> <p><i>sz111_lya2_etc_scaled_pAV0.50.txt; cos.fuv,g160m,c1589,psa,mjd#59305; fp-pos=None, segment=None)</i>  <i>Input file: spring-survey-todo-crp04feb21.csv</i>  <i>Spectral type: M1 ; A_V: 0.0 ; Distance (pc): 200</i>  <i>M*: 0.47 ; log(dm/dt): -9.12</i>  <i>For exptime=1204.4 s, spectral region:</i>  <i>1549.0 +- 1.0 A achieves SNR=20.0 / 6-pix-resel for combined c1589 &amp; c1623</i>  <i>The exptime for this c1589 exposure has been halved because c1589 &amp; c1623 target the same line.</i>  <i>A factor of 2.0 has been applied to the exptime in each exposure.</i>  <i>global countrate (brightest segment): 97.3 cts/s/segment</i>  <i>brightest pixel: 0.007 cts/s/pix at 1446.2 A</i>  <i>Calculation performed 2021-02-12T16:29:18, v0.21</i></p>						
6	G160M/162 (3) SZ111 3-1 (COS.sp.151 4190)	COS/FUV, TIME-TAG, PSA	G160M 1623 A	BUFFER-TIME=71 72; FP-POS=1	1178 Secs (1178 Secs) [==>]	[3]
<p><i>Comments: BOP calculation with 4X SED (without additional A_V=0.50): COS.sp.1514190, B.P=0.100</i>  <i>Baseline SED (scaled with additional A_V=0.50) calculation for G160M/c1623: COS.sp.1514189, B.P=0.007. Total S/N achieved in 4 x G160M exposures ~24/resel @1548.5A</i></p> <p><i>sz111_lya2_etc_scaled_pAV0.50.txt; cos.fuv,g160m,c1623,psa,mjd#59305; fp-pos=None, segment=None)</i>  <i>Input file: spring-survey-todo-crp04feb21.csv</i>  <i>Spectral type: M1 ; A_V: 0.0 ; Distance (pc): 200</i>  <i>M*: 0.47 ; log(dm/dt): -9.12</i>  <i>For exptime=1237.0 s, spectral region:</i>  <i>1549.0 +- 1.0 A achieves SNR=20.0 / 6-pix-resel for combined c1589 &amp; c1623</i>  <i>The exptime for this c1623 exposure has been halved because c1589 &amp; c1623 target the same line.</i>  <i>A factor of 2.0 has been applied to the exptime in each exposure.</i>  <i>global countrate (brightest segment): 93.3 cts/s/segment</i>  <i>brightest pixel: 0.007 cts/s/pix at 1446.2 A</i>  <i>Calculation performed 2021-02-12T16:29:20, v0.21</i></p>						
7	G160M/162 (3) SZ111 3-2 (COS.sp.151 4190)	COS/FUV, TIME-TAG, PSA	G160M 1623 A	BUFFER-TIME=71 72; FP-POS=2	1178 Secs (1178 Secs) [==>]	[3]
<p><i>Comments: BOP calculation with 4X SED (without additional A_V=0.50): COS.sp.1514190, B.P=0.100</i>  <i>Baseline SED (scaled with additional A_V=0.50) calculation for G160M/c1623: COS.sp.1514189, B.P=0.007. Total S/N achieved in 4 x G160M exposures ~24/resel @1548.5A</i></p> <p><i>sz111_lya2_etc_scaled_pAV0.50.txt; cos.fuv,g160m,c1623,psa,mjd#59305; fp-pos=None, segment=None)</i>  <i>Input file: spring-survey-todo-crp04feb21.csv</i>  <i>Spectral type: M1 ; A_V: 0.0 ; Distance (pc): 200</i>  <i>M*: 0.47 ; log(dm/dt): -9.12</i>  <i>For exptime=1237.0 s, spectral region:</i>  <i>1549.0 +- 1.0 A achieves SNR=20.0 / 6-pix-resel for combined c1589 &amp; c1623</i>  <i>The exptime for this c1623 exposure has been halved because c1589 &amp; c1623 target the same line.</i>  <i>A factor of 2.0 has been applied to the exptime in each exposure.</i>  <i>global countrate (brightest segment): 93.3 cts/s/segment</i>  <i>brightest pixel: 0.007 cts/s/pix at 1446.2 A</i>  <i>Calculation performed 2021-02-12T16:29:20, v0.21</i></p>						



<b>Visit</b>	<p><b>Proposal 16479, SZ111-COS (CC), completed</b></p> <p><b>Diagnostic Status: Warning</b></p> <p>Scientific Instruments: COS/FUV, COS/NUV</p> <p>Special Requirements: SCHED 100%</p> <p><i>Comments: vstatus; 3C; SZ111; P/COS approved for submission; P/DS 22/04/21 ; internal review complete ; C/DJS 03/05/21 vcheck; Enter targ name &amp; Inst. &amp; Resp. Sci.; SZ111 ; COS ; DS vcheck; ETC numbers entered in APT?; Yes vcheck; Any screening violations?; No vcheck; M-dwarf check complete and added to box folder?; Yes ... located at: box/ullyses_tech/ullyses_proposals/survey/revise-mstar-bop.xls vcheck; S/N ETC calcs done &amp; documented?; Yes vcheck; Field images checked &amp; saved?; Yes ... located at: box/ullyses_tech/ullyses_proposals/survey/16479/targets/SZ111/ vcheck; Selected ACQ strategy?; Yes ... PSA, MIRRORB, S/N=40 vcheck; Possible ACQ or Sci spoilers?; No vcheck; Field BOT clear?; No ... BOT marks the target as unsafe (local counts exceeded) in the COS/ACQ exposure. BOT assumes the target as O5V while the target is SpT = M1 The target as SpT = M1 is safe as per the M-dwarf check and ETC calculations vcheck; Visual BOT check for stars not in catalog?; Yes vcheck; Orbit packing finalized?; Yes vcheck; Buffer times optimized?; Yes vcheck; Verify visit grouping correct; Yes ... STIS visit has GROUP 3S,3C WITHIN 1D vcheck; phase constraint for ground based observations added?; N.A vcheck; BETWEENS for coordinated observations added?; Yes ... 27 May 2021 07:00 to 09 Jun 2021 05:35 and 10 Jun 2021 09:10 - 24 Jun 2021 00:55 vcheck; Is visit ready for int. review?; Yes Allocated COS orbits = 3</i></p>
<b>Diagnostics</b>	<p>(SZ111-COS (CC)) Warning (Orbit Planner): ORBITAL VISIBILITY OVERRUN</p>

Proposal 16479 - SZ111-COS (CC) - ULLYSES T Tauri Survey Stars in Lupus III and IV

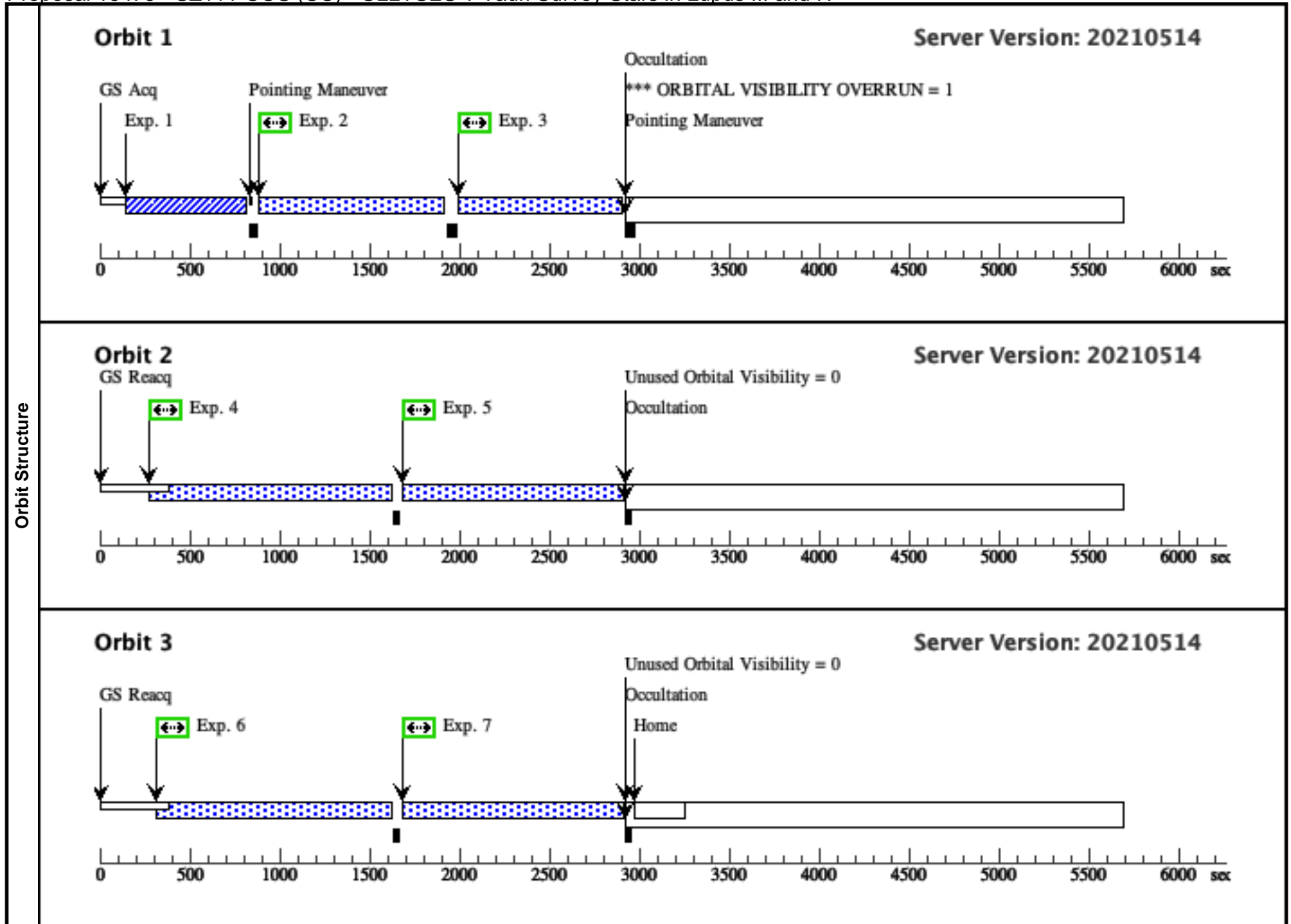
#	Name	Target Coordinates	Targ. Coord. Corrections	Fluxes	Miscellaneous
(3)	SZ111 Alt Name1: HBC-622 Alt Name2: J16085468-3937431	RA: 16 08 54.6719 (242.2277996d) Dec: -39 37 43.50 (-39.62875d) Equinox: J2000	Proper Motion RA: -9.52796046 mas/yr Proper Motion Dec: -22.64302504 mas/yr Parallax: 0.006315852205" Epoch of Position: 2015.5	V=13.98 SpT=M1; A_V=0.00; U=14.3; B=15.3; V=14.0; R=13.3; I=12.2; J=10.6	Reference Frame: ICRS
Fixed Targets	<p><i>Comments: Sz111 : HBC 622, J16085468-3937431</i>  <i>Region: Lupus III</i>  <i>Simbad: <a href="https://simbad.u-strasbg.fr/simbad/sim-id?Ident=2MASS+J16085468-3937431&amp;submit=submit+id">https://simbad.u-strasbg.fr/simbad/sim-id?Ident=2MASS+J16085468-3937431&amp;submit=submit+id</a></i>  <i>Target coordinates are from Gaia DR2.</i>  <i>Spectral type: M1 ; A_V: 0.0 ; Distance (pc): 200</i>  <i>M*: 0.47 ; log(dm/dt): -9.12</i>  <i>Input file: spring-survey-todo-crp04feb21.csv</i>  <i>sz111_lya2_etc_scaled_pAV0.50.txt</i>  <i>Calculation performed 2021-02-12T16:29:23, v0.6</i></p> <hr/> <p><i>tstatus: SZ111; P/COS ready for internal review; S/STIS ready for internal review; P/DS 26/03/21; S/DS 26/03/21</i>  <i>tcheck; APT/SIMBAD target names: ; SZ111 ...</i>  <i>Default SIMBAD name is THA 15-33, aka TIC 457995946, Gaia DR2 5997006897751436544</i>  <i>tcheck; Target info verification status?; OK ...</i>  <i>Flam(U) = 1.1e-14 at 3530 Angstroms, Flam(B) = 2.9e-15 at 4440 Angstroms (lowest), Flam(V) = 5.1e-15 at 5540 Angstroms (lowest), and Flam(R) = 1.1e-14 at 6470 Angstroms from Vizier photometry viewer linked from SIMBAD page.</i>  <i>tcheck; Coordinates &amp; P.M. verified, epoch checked?; Yes</i>  <i>tcheck; Adopted SED compared to Observations?; Yes ...</i>  <i>located at: box/ullyses_tech/ullyses_proposals/survey/16479/targets/SZ111/SZ111_photcomp.png</i>  <i>Category=STAR</i>  <i>Description=[T TAURI STAR, PRE-MAIN SEQUENCE STAR]</i>  <i>Extended=NO</i></p>				

Proposal 16479 - SZ111-COS (CC) - ULLYSES T Tauri Survey Stars in Lupus III and IV

#	Label (ETC Run)	Target	Config,Mode,Aperture	Spectral Els.	Opt. Params.	Special Reqs.	Groups	Exp. Time (Total)/[Actual Dur.]	Orbit
Exposures	1	ACQ/Image (3) SZ111 (COS.ta.149 1152)	COS/NUV, ACQ/IMAGE, PSA	MIRRORB				182 Secs (182 Secs) [==>]	[1]
	<p>Comments: BOP calculation with 4X SED (without additional A_V=0.50): COS.ta.1491152, B.P=13.118                      Baseline SED (scaled with additional A_V=0.50) calculation for PSA/MIRRORB with S/N=40: COS.ta.1491149, B.P=1.238</p>								
	2	G130M/129 (3) SZ111 1-3 (COS.sp.151 4186)	COS/FUV, TIME-TAG, PSA	G130M 1291 A	BUFFER-TIME=20 20; FP-POS=3			862 Secs (862 Secs) [==>]	[1]
	<p>Comments: BOP calculation with 4X SED (without additional A_V=0.50): COS.sp.1514186, B.P=0.137                      Baseline SED (scaled with additional A_V=0.50) calculation for G130M/c1291: COS.sp.1514185, B.P=0.095. Total S/N achieved in 2 x G130M exposures ~11/resel @ 1239A                      sz111_lya2_etc_scaled_pAV0.50.txt; cos,fuv,g130m,c1291,psa,mjd#59305; fp-pos=None, segment=None                      Input file: spring-survey-todo-crp04feb21.csv                      Spectral type: M1 ; A_V: 0.0 ; Distance (pc): 200                      M*: 0.47 ; log(dm/dt): -9.12                      For exptime=829.6 s, spectral region:                      1239.0 +- 1.0 A achieves SNR=10.0 / 6-pix-resel                      A factor of 2.0 has been applied to the exptime in each exposure.                      global countrate (brightest segment): 367.0 cts/s/segment                      brightest pixel: 0.029 cts/s/pix at 1304.8 A                      Calculation performed 2021-02-12T16:29:22, v0.21</p>								
3	G130M/129 (3) SZ111 1-4 (COS.sp.151 4186)	COS/FUV, TIME-TAG, PSA	G130M 1291 A	BUFFER-TIME=20 20; FP-POS=4			862 Secs (862 Secs) [==>]	[1]	
<p>Comments: BOP calculation with 4X SED (without additional A_V=0.50): COS.sp.1514186, B.P=0.137                      Baseline SED (scaled with additional A_V=0.50) calculation for G130M/c1291: COS.sp.1514185, B.P=0.095. Total S/N achieved in 2 x G130M exposures ~11/resel @ 1239A                      sz111_lya2_etc_scaled_pAV0.50.txt; cos,fuv,g130m,c1291,psa,mjd#59305; fp-pos=None, segment=None                      Input file: spring-survey-todo-crp04feb21.csv                      Spectral type: M1 ; A_V: 0.0 ; Distance (pc): 200                      M*: 0.47 ; log(dm/dt): -9.12                      For exptime=829.6 s, spectral region:                      1239.0 +- 1.0 A achieves SNR=10.0 / 6-pix-resel                      A factor of 2.0 has been applied to the exptime in each exposure.                      global countrate (brightest segment): 367.0 cts/s/segment                      brightest pixel: 0.029 cts/s/pix at 1304.8 A                      Calculation performed 2021-02-12T16:29:22, v0.21</p>									
4	G160M/158 (3) SZ111 9-3 (COS.sp.151 4188)	COS/FUV, TIME-TAG, PSA	G160M 1589 A	BUFFER-TIME=61 37; FP-POS=3			1177 Secs (1177 Secs) [==>]	[2]	
<p>Comments: BOP calculation with 4X SED (without additional A_V=0.50): COS.sp.1514188, B.P=0.102                      Baseline SED (scaled with additional A_V=0.50) calculation for G160M/c1589: COS.sp.1514187, B.P=0.007. Total S/N achieved in 4 x G160M exposures ~24/resel @ 1548.5A                      sz111_lya2_etc_scaled_pAV0.50.txt; cos,fuv,g160m,c1589,psa,mjd#59305; fp-pos=None, segment=None                      Input file: spring-survey-todo-crp04feb21.csv                      Spectral type: M1 ; A_V: 0.0 ; Distance (pc): 200                      M*: 0.47 ; log(dm/dt): -9.12                      For exptime=1204.4 s, spectral region:                      1549.0 +- 1.0 A achieves SNR=20.0 / 6-pix-resel for combined c1589 &amp; c1623                      The exptime for this c1589 exposure has been halved because c1589 &amp; c1623 target the same line.                      A factor of 2.0 has been applied to the exptime in each exposure.                      global countrate (brightest segment): 97.3 cts/s/segment                      brightest pixel: 0.007 cts/s/pix at 1446.2 A                      Calculation performed 2021-02-12T16:29:18, v0.21</p>									

Proposal 16479 - SZ111-COS (CC) - ULLYSES T Tauri Survey Stars in Lupus III and IV

5	G160M/158 (3) SZ111 9-4 (COS.sp.151 4188)	COS/FUV, TIME-TAG, PSA	G160M 1589 A	BUFFER-TIME=61 37; FP-POS=4	1177 Secs (1177 Secs) [==>]	[2]
<p><i>Comments: BOP calculation with 4X SED (without additional A_V=0.50): COS.sp.1514188, B.P=0.102</i>  <i>Baseline SED (scaled with additional A_V=0.50) calculation for G160M/c1589: COS.sp.1514187, B.P=0.007. Total S/N achieved in 4 x G160M exposures ~24/resel @1548.5A</i></p> <p><i>sz111_lya2_etc_scaled_pAV0.50.txt; cos.fuv,g160m,c1589,psa,mjd#59305; fp-pos=None, segment=None)</i>  <i>Input file: spring-survey-todo-crp04feb21.csv</i>  <i>Spectral type: M1 ; A_V: 0.0 ; Distance (pc): 200</i>  <i>M*: 0.47 ; log(dm/dt): -9.12</i>  <i>For exptime=1204.4 s, spectral region:</i>  <i>1549.0 +- 1.0 A achieves SNR=20.0 / 6-pix-resel for combined c1589 &amp; c1623</i>  <i>The exptime for this c1589 exposure has been halved because c1589 &amp; c1623 target the same line.</i>  <i>A factor of 2.0 has been applied to the exptime in each exposure.</i>  <i>global countrate (brightest segment): 97.3 cts/s/segment</i>  <i>brightest pixel: 0.007 cts/s/pix at 1446.2 A</i>  <i>Calculation performed 2021-02-12T16:29:18, v0.21</i></p>						
6	G160M/162 (3) SZ111 3-1 (COS.sp.151 4190)	COS/FUV, TIME-TAG, PSA	G160M 1623 A	BUFFER-TIME=71 72; FP-POS=1	1178 Secs (1178 Secs) [==>]	[3]
<p><i>Comments: BOP calculation with 4X SED (without additional A_V=0.50): COS.sp.1514190, B.P=0.100</i>  <i>Baseline SED (scaled with additional A_V=0.50) calculation for G160M/c1623: COS.sp.1514189, B.P=0.007. Total S/N achieved in 4 x G160M exposures ~24/resel @1548.5A</i></p> <p><i>sz111_lya2_etc_scaled_pAV0.50.txt; cos.fuv,g160m,c1623,psa,mjd#59305; fp-pos=None, segment=None)</i>  <i>Input file: spring-survey-todo-crp04feb21.csv</i>  <i>Spectral type: M1 ; A_V: 0.0 ; Distance (pc): 200</i>  <i>M*: 0.47 ; log(dm/dt): -9.12</i>  <i>For exptime=1237.0 s, spectral region:</i>  <i>1549.0 +- 1.0 A achieves SNR=20.0 / 6-pix-resel for combined c1589 &amp; c1623</i>  <i>The exptime for this c1623 exposure has been halved because c1589 &amp; c1623 target the same line.</i>  <i>A factor of 2.0 has been applied to the exptime in each exposure.</i>  <i>global countrate (brightest segment): 93.3 cts/s/segment</i>  <i>brightest pixel: 0.007 cts/s/pix at 1446.2 A</i>  <i>Calculation performed 2021-02-12T16:29:20, v0.21</i></p>						
7	G160M/162 (3) SZ111 3-2 (COS.sp.151 4190)	COS/FUV, TIME-TAG, PSA	G160M 1623 A	BUFFER-TIME=71 72; FP-POS=2	1178 Secs (1178 Secs) [==>]	[3]
<p><i>Comments: BOP calculation with 4X SED (without additional A_V=0.50): COS.sp.1514190, B.P=0.100</i>  <i>Baseline SED (scaled with additional A_V=0.50) calculation for G160M/c1623: COS.sp.1514189, B.P=0.007. Total S/N achieved in 4 x G160M exposures ~24/resel @1548.5A</i></p> <p><i>sz111_lya2_etc_scaled_pAV0.50.txt; cos.fuv,g160m,c1623,psa,mjd#59305; fp-pos=None, segment=None)</i>  <i>Input file: spring-survey-todo-crp04feb21.csv</i>  <i>Spectral type: M1 ; A_V: 0.0 ; Distance (pc): 200</i>  <i>M*: 0.47 ; log(dm/dt): -9.12</i>  <i>For exptime=1237.0 s, spectral region:</i>  <i>1549.0 +- 1.0 A achieves SNR=20.0 / 6-pix-resel for combined c1589 &amp; c1623</i>  <i>The exptime for this c1623 exposure has been halved because c1589 &amp; c1623 target the same line.</i>  <i>A factor of 2.0 has been applied to the exptime in each exposure.</i>  <i>global countrate (brightest segment): 93.3 cts/s/segment</i>  <i>brightest pixel: 0.007 cts/s/pix at 1446.2 A</i>  <i>Calculation performed 2021-02-12T16:29:20, v0.21</i></p>						



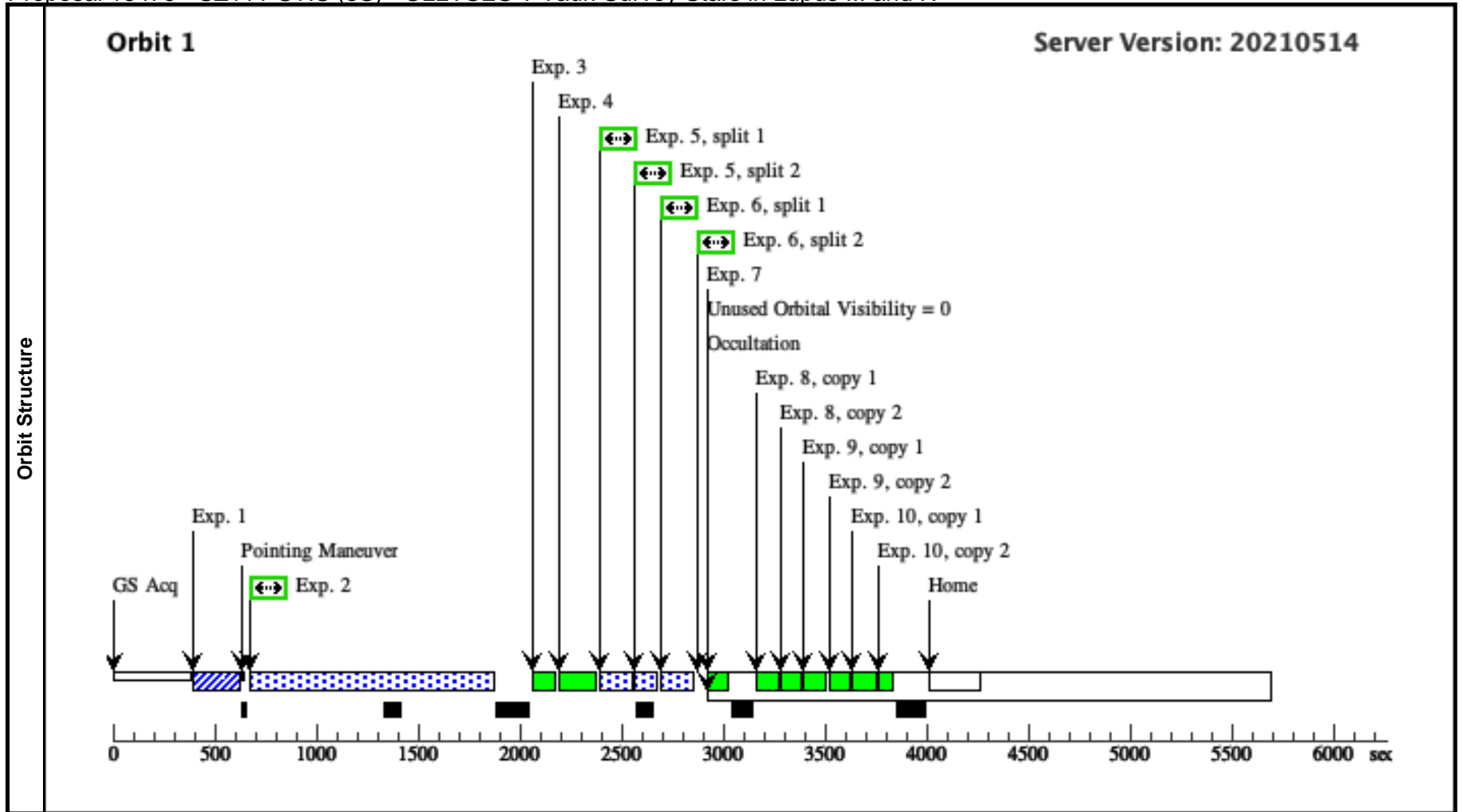
<b>Visit</b>	<p><b>Proposal 16479, SZ111-STIS (3S), failed</b></p> <p><b>Diagnostic Status: No Diagnostics</b></p> <p>Scientific Instruments: STIS/NUV-MAMA, STIS/CCD</p> <p>Special Requirements: SCHED 100%; BETWEEN 27-MAY-2021:07:00 AND 09-JUN-2021:08:45; BETWEEN 10-JUN-2021:09:10 AND 24-JUN-2021:04:05; GROUP 3S,3C WITHIN 1D</p> <p><i>Comments: vstatus; 3S; SZ111; P/STIS approved for submission; P/DS 22/04/21 ; internal review complete ; S/DW 03/05/21</i></p> <p><i>vcheck; Enter targ name &amp; Inst. &amp; Resp. Sci.; SZ111 ; STIS ; DS</i></p> <p><i>vcheck; ETC numbers entered in APT?; Yes</i></p> <p><i>vcheck; Any screening violations?; No</i></p> <p><i>vcheck; M-dwarf check complete and added to box folder?; Yes ...</i></p> <p><i>located at: box/ullyses_tech/ullyses_proposals/survey/revise-mstar-bop.xls</i></p> <p><i>vcheck; S/N ETC calcs done &amp; documented?; Yes</i></p> <p><i>vcheck; Field images checked &amp; saved?; Yes ...</i></p> <p><i>located at: box/ullyses_tech/ullyses_proposals/survey/16479/targets/SZ111/</i></p> <p><i>vcheck; Selected ACQ strategy?; Yes ...</i></p> <p><i>S/N = 80 using R mag with F28X50LP</i></p> <p><i>vcheck; Possible ACQ or Sci spoilers?; No</i></p> <p><i>vcheck; Field BOT clear?; Yes</i></p> <p><i>vcheck; Visual BOT check for stars not in catalog?; Yes</i></p> <p><i>vcheck; Orbit packing finalized?; Yes</i></p> <p><i>vcheck; Buffer times optimized?; Yes</i></p> <p><i>vcheck; Verify visit grouping correct; Yes ...</i></p> <p><i>STIS visit has GROUP 3S,3C WITHIN 1D</i></p> <p><i>vcheck; phase constraint for ground based observations added?; N.A</i></p> <p><i>vcheck; BETWEENS for coordinated observations added?; Yes ...</i></p> <p><i>27 May 2021 07:00 to 09 Jun 2021 08:45 and 10 Jun 2021 09:10 - 24 Jun 2021 04:05</i></p> <p><i>vcheck; Is visit ready for int. review?; Yes</i></p> <p><i>Allocated STIS orbits = 1</i></p>																																		
	<table border="1"> <thead> <tr> <th>#</th> <th>Name</th> <th>Target Coordinates</th> <th>Targ. Coord. Corrections</th> <th>Fluxes</th> <th>Miscellaneous</th> </tr> </thead> <tbody> <tr> <td>(3)</td> <td>SZ111</td> <td>RA: 16 08 54.6719 (242.2277996d)</td> <td>Proper Motion RA: -9.52796046 mas/yr</td> <td>V=13.98</td> <td>Reference Frame: ICRS</td> </tr> <tr> <td></td> <td>Alt Name1: HBC-622</td> <td>Dec: -39 37 43.50 (-39.62875d)</td> <td>Proper Motion Dec: -22.64302504 mas/yr</td> <td>SpT=M1; A_V=0.00; U=14.3; B=15.3; V=14.0; R=13.3; I=12.2;</td> <td></td> </tr> <tr> <td></td> <td>Alt Name2: J16085468-3937431</td> <td>Equinox: J2000</td> <td>Parallax: 0.006315852205"</td> <td>J=10.6</td> <td></td> </tr> <tr> <td></td> <td></td> <td></td> <td>Epoch of Position: 2015.5</td> <td></td> <td></td> </tr> </tbody> </table> <p><i>Comments: Sz111 : HBC 622, J16085468-3937431</i></p> <p><i>Region: Lupus III</i></p> <p><i>Simbad: <a href="https://simbad.u-strasbg.fr/simbad/sim-id?Ident=2MASS+J16085468-3937431&amp;submit=submit+id">https://simbad.u-strasbg.fr/simbad/sim-id?Ident=2MASS+J16085468-3937431&amp;submit=submit+id</a></i></p> <p><i>Target coordinates are from Gaia DR2.</i></p> <p><i>Spectral type: M1 ; A_V: 0.0 ; Distance (pc): 200</i></p> <p><i>M*: 0.47 ; log(dm/dt): -9.12</i></p> <p><i>Input file: spring-survey-todo-crp04feb21.csv</i></p> <p><i>sz111_lya2_etc_scaled_pAV0.50.txt</i></p> <p><i>Calculation performed 2021-02-12T16:29:23, v0.6</i></p> <p>-----</p> <p><i>tsstatus: SZ111; P/COS ready for internal review; S/STIS ready for internal review; P/DS 26/03/21; S/DS 26/03/21</i></p> <p><i>tcheck; APT/SIMBAD target names: ; SZ111 ...</i></p> <p><i>Default SIMBAD name is THA 15-33, aka TIC 457995946, Gaia DR2 5997006897751436544</i></p> <p><i>tcheck; Target info verification status?; OK ...</i></p> <p><i>Flam(U) = 1.1e-14 at 3530 Angstroms, Flam(B) = 2.9e-15 at 4440 Angstroms (lowest), Flam(V) = 5.1e-15 at 5540 Angstroms (lowest), and Flam(R) = 1.1e-14 at 6470 Angstroms from Vizier photometry viewer linked from SIMBAD page.</i></p> <p><i>tcheck; Coordinates &amp; P.M. verified, epoch checked?; Yes</i></p> <p><i>tcheck; Adopted SED compared to Observations?; Yes ...</i></p> <p><i>located at: box/ullyses_tech/ullyses_proposals/survey/16479/targets/SZ111/SZ111_photcomp.png</i></p> <p><i>Category=STAR</i></p> <p><i>Description=[T TAURI STAR, PRE-MAIN SEQUENCE STAR]</i></p> <p><i>Extended=NO</i></p>						#	Name	Target Coordinates	Targ. Coord. Corrections	Fluxes	Miscellaneous	(3)	SZ111	RA: 16 08 54.6719 (242.2277996d)	Proper Motion RA: -9.52796046 mas/yr	V=13.98	Reference Frame: ICRS		Alt Name1: HBC-622	Dec: -39 37 43.50 (-39.62875d)	Proper Motion Dec: -22.64302504 mas/yr	SpT=M1; A_V=0.00; U=14.3; B=15.3; V=14.0; R=13.3; I=12.2;			Alt Name2: J16085468-3937431	Equinox: J2000	Parallax: 0.006315852205"	J=10.6					Epoch of Position: 2015.5	
#	Name	Target Coordinates	Targ. Coord. Corrections	Fluxes	Miscellaneous																														
(3)	SZ111	RA: 16 08 54.6719 (242.2277996d)	Proper Motion RA: -9.52796046 mas/yr	V=13.98	Reference Frame: ICRS																														
	Alt Name1: HBC-622	Dec: -39 37 43.50 (-39.62875d)	Proper Motion Dec: -22.64302504 mas/yr	SpT=M1; A_V=0.00; U=14.3; B=15.3; V=14.0; R=13.3; I=12.2;																															
	Alt Name2: J16085468-3937431	Equinox: J2000	Parallax: 0.006315852205"	J=10.6																															
			Epoch of Position: 2015.5																																
<b>Fixed Targets</b>																																			

Proposal 16479 - SZ111-STIS (3S) - ULLYSES T Tauri Survey Stars in Lupus III and IV

#	Label (ETC Run)	Target	Config,Mode,Aperture	Spectral Els.	Opt. Params.	Special Reqs.	Groups	Exp. Time (Total)/[Actual Dur.]	Orbit
Exposures	1	ACQ (3) SZ111 (STIS.ta.149 8046)	STIS/CCD, ACQ, F28X50LP	MIRROR				0.3 Secs (0.3 Secs) [==>]	[1]
	<p>Comments: Calculation with baseline SED (scaled with additional A_V=0.50), normalized to R=13.3 vegamag, for STIS/CCD/F28X50LP with S/N=80: STIS.ta.1498046 BOP calculation with 4X baseline SED (without additional A_V=0.50), normalized to R=11.8 vegamag: STIS.ta.1498081</p>								
	2	G230L/2376 (3) SZ111 (STIS.sp.14 98379)	STIS/NUV-MAMA, TIME-TAG, 52X2	G230L 2376 A	WAVECAL=NO; BUFFER-TIME=52 2			1045.4 Secs (1045.4 Secs) [==>]	[1]
	<p>Comments: BOP calculation with 4X SED (without additional A_V=0.50): STIS.sp.1498379, B.P=7.553 Baseline SED (scaled with additional A_V=0.50) calculation for G230L: STIS.sp.1498372, B.P=0.780</p> <p>sz111_lya2_etc_scaled_pAV0.50.txt; stis,nuvmama,g230l,c2376,52x2,mjd#59305 Input file: spring-survey-todo-crp04feb21.csv Spectral type: M1 ; A_V: 0.0 ; Distance (pc): 200 M*: 0.47 ; log(dm/dt): -9.12 For exptime=104.7 s, spectral region: 2800.0 +- 15.0 A achieves SNR=20.0 / 2-pix-resel A factor of 2.0 has been applied to the exptime in each exposure. global countrate (brightest segment): 2399.4 cts/s/segment brightest pixel: 0.783 cts/s/pix at 2796.8 A Calculation performed 2021-02-12T16:29:22, v0.21</p>								
	3	G230L/2376 WAVE WAVECAL	STIS/NUV-MAMA, ACCUM, 52X0.1	G230L 2376 A				[==>]	[1]
4	G430L/4300 WAVE WAVECAL	STIS/CCD, ACCUM, 52X0.1	G430L 4300 A				[==>]	[1]	
5	G430L/4300 (3) SZ111 (STIS.sp.14 98208)	STIS/CCD, ACCUM, 52X2	G430L 4300 A	WAVECAL=NO; CR-SPLIT=2; GAIN=1			164 Secs (164 Secs) [==>(Split 1)] [==>(Split 2)]	[1]	
<p>Comments: Calculation with baseline SED (scaled with additional A_V=0.50), normalized to Flam(B)=2.9e-15 ergs/s/cm^2/Ang, for G430L: STIS.sp.1498208, B.P=12.110 BOP calculation with 4X SED (without additional A_V=0.50) no normalization: STIS.sp.1498218, B.P=172.736</p> <p>sz111_lya2_etc_scaled_pAV0.50.txt; stis,ccd,g430l,c4300,52x2,mjd#59305 WARNING: operating mode = ACCUM Input file: spring-survey-todo-crp04feb21.csv Spectral type: M1 ; A_V: 0.0 ; Distance (pc): 200 M*: 0.47 ; log(dm/dt): -9.12 For exptime=46.3 s, n_reads=2, spectral region: 4000.0 +- 5.0 A achieves SNR=20.0 / 2-pix-resel A factor of 2.0 has been applied to the exptime in each exposure. global countrate (brightest segment): 42484.6 cts/s/segment brightest pixel: 22.001 cts/s/pix at 4560.5 A Calculation performed 2021-02-12T16:29:23, v0.21</p>									

Proposal 16479 - SZ111-STIS (3S) - ULLYSES T Tauri Survey Stars in Lupus III and IV

6	G750L/7751 (3) SZ111 (STIS.sp.14 98251)	STIS/CCD, ACCUM, 52X2	G750L 7751 A	WAVECAL=NO; CR-SPLIT=2; GAIN=1	20 Secs (20 Secs)	
					[==>(Split 1)]	[1]
<p><i>Comments: Calculation with baseline SED (scaled with additional A_V=0.50), normalized to Flam(V)=5.1e-15 ergs/s/cm^2/Ang, for G750L: STIS.sp.1498251, B.P=73.141</i>  <i>BOP calculation with 4X SED (without additional A_V=0.50) and no normalization: STIS.sp.1498267, B.P=1050.0</i></p> <p><i>sz111_lya2_etc_scaled_pAV0.50.txt; stis,ccd,g750l,c7751,52x2,mjd#59305</i>  <i>WARNING: operating mode = ACCUM</i>  <i>Input file: spring-survey-todo-crp04feb21.csv</i>  <i>Spectral type: M1 ; A_V: 0.0 ; Distance (pc): 200</i>  <i>M*: 0.47 ; log(dm/dt): -9.12</i>  <i>For exptime=4.6 s, n_reads=2, spectral region:</i>  <i>5700.0 +- 5.0 A achieves SNR=20.0 / 2-pix-resel</i>  <i>A factor of 2.0 has been applied to the exptime in each exposure.</i>  <i>global countrate (brightest segment): 84679.2 cts/s/segment</i>  <i>brightest pixel: 155.306 cts/s/pix at 6563.9 A</i>  <i>Calculation performed 2021-02-12T16:29:23, v0.21</i></p>						
7	G750L/7751 WAVE WAVECAL	STIS/CCD, ACCUM, 52X0.1	G750L 7751 A		[==>]	[1]
8	G750L/7751 CCDFLAT CCDFLAT 1	STIS/CCD, ACCUM, 0.3X0.09	G750L 7751 A		[==>(Copy 1)] [==>(Copy 2)]	[1]
9	G750L/7751 CCDFLAT CCDFLAT 2	STIS/CCD, ACCUM, 52X0.1	G750L 7751 A		[==>(Copy 1)] [==>(Copy 2)]	[1]
10	G750L/7751 CCDFLAT CCDFLAT 3	STIS/CCD, ACCUM, 52X2	G750L 7751 A		[==>(Copy 1)] [==>(Copy 2)]	[1]



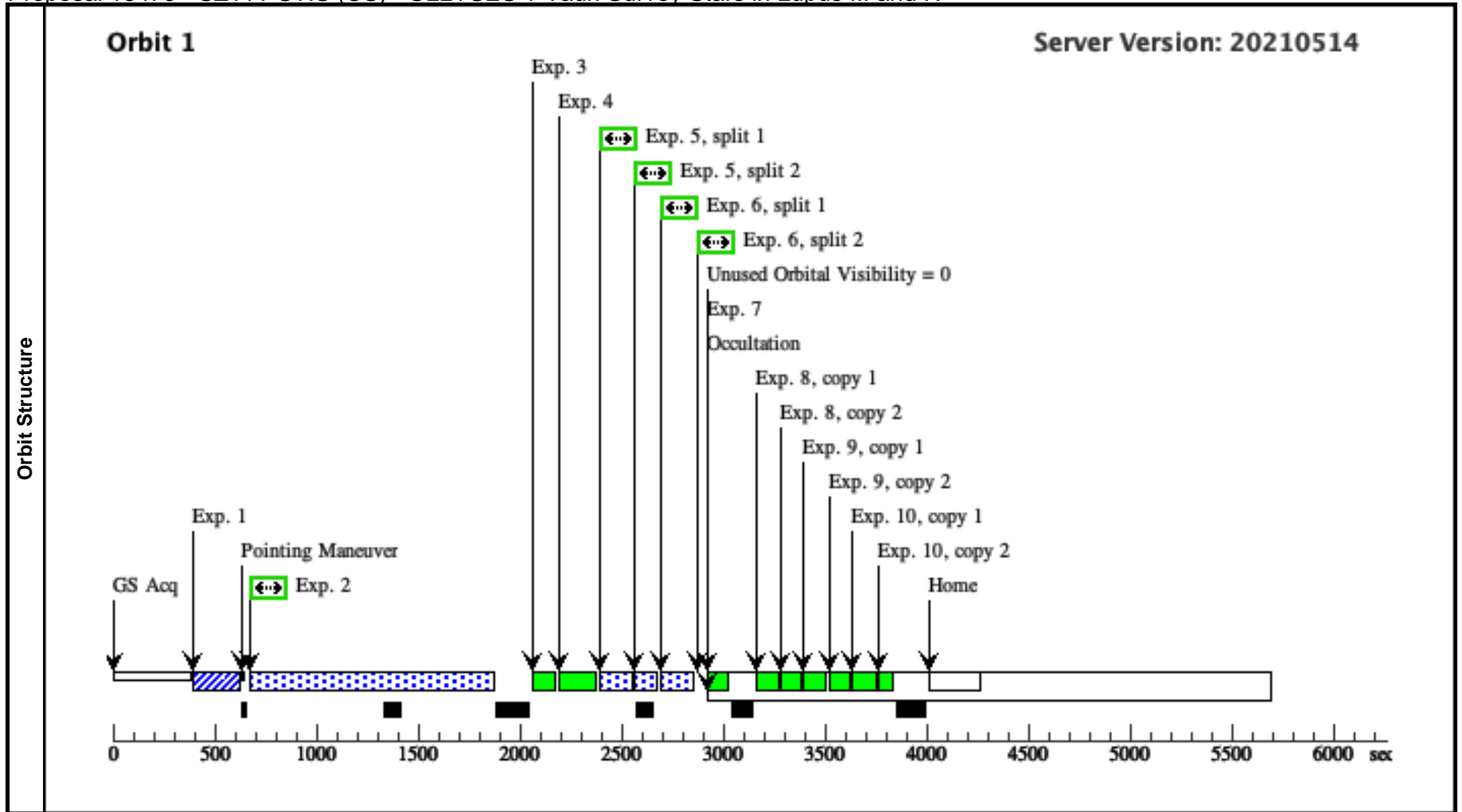
<b>Visit</b>	<p><b>Proposal 16479, SZ111-STIS (CS), completed</b></p> <p><b>Diagnostic Status: No Diagnostics</b></p> <p>Scientific Instruments: STIS/NUV-MAMA, STIS/CCD</p> <p>Special Requirements: SCHED 100%; GROUP CS,CC WITHIN 1D</p> <p><i>Comments: vstatus; 3S; SZ111; P/STIS approved for submission; P/DS 22/04/21 ; internal review complete ; S/DW 03/05/21</i></p> <p><i>vcheck; Enter targ name &amp; Inst. &amp; Resp. Sci.; SZ111 ; STIS ; DS</i></p> <p><i>vcheck; ETC numbers entered in APT?; Yes</i></p> <p><i>vcheck; Any screening violations?; No</i></p> <p><i>vcheck; M-dwarf check complete and added to box folder?; Yes ...</i></p> <p><i>located at: box/ullyses_tech/ullyses_proposals/survey/revise-mstar-bop.xls</i></p> <p><i>vcheck; S/N ETC calcs done &amp; documented?; Yes</i></p> <p><i>vcheck; Field images checked &amp; saved?; Yes ...</i></p> <p><i>located at: box/ullyses_tech/ullyses_proposals/survey/16479/targets/SZ111/</i></p> <p><i>vcheck; Selected ACQ strategy?; Yes ...</i></p> <p><i>S/N = 80 using R mag with F28X50LP</i></p> <p><i>vcheck; Possible ACQ or Sci spoilers?; No</i></p> <p><i>vcheck; Field BOT clear?; Yes</i></p> <p><i>vcheck; Visual BOT check for stars not in catalog?; Yes</i></p> <p><i>vcheck; Orbit packing finalized?; Yes</i></p> <p><i>vcheck; Buffer times optimized?; Yes</i></p> <p><i>vcheck; Verify visit grouping correct; Yes ...</i></p> <p><i>STIS visit has GROUP 3S,3C WITHIN 1D</i></p> <p><i>vcheck; phase constraint for ground based observations added?; N.A</i></p> <p><i>vcheck; BETWEENS for coordinated observations added?; Yes ...</i></p> <p><i>27 May 2021 07:00 to 09 Jun 2021 08:45 and 10 Jun 2021 09:10 - 24 Jun 2021 04:05</i></p> <p><i>vcheck; Is visit ready for int. review?; Yes</i></p> <p><i>Allocated STIS orbits = 1</i></p>																																		
	<table border="1"> <thead> <tr> <th>#</th> <th>Name</th> <th>Target Coordinates</th> <th>Targ. Coord. Corrections</th> <th>Fluxes</th> <th>Miscellaneous</th> </tr> </thead> <tbody> <tr> <td>(3)</td> <td>SZ111</td> <td>RA: 16 08 54.6719 (242.2277996d)</td> <td>Proper Motion RA: -9.52796046 mas/yr</td> <td>V=13.98</td> <td>Reference Frame: ICRS</td> </tr> <tr> <td></td> <td>Alt Name1: HBC-622</td> <td>Dec: -39 37 43.50 (-39.62875d)</td> <td>Proper Motion Dec: -22.64302504 mas/yr</td> <td>SpT=M1; A_V=0.00; U=14.3; B=15.3; V=14.0; R=13.3; I=12.2; J=10.6</td> <td></td> </tr> <tr> <td></td> <td>Alt Name2: J16085468-3937431</td> <td>Equinox: J2000</td> <td>Parallax: 0.006315852205"</td> <td></td> <td></td> </tr> <tr> <td></td> <td></td> <td></td> <td>Epoch of Position: 2015.5</td> <td></td> <td></td> </tr> </tbody> </table> <p><i>Comments: Sz111 : HBC 622, J16085468-3937431</i></p> <p><i>Region: Lupus III</i></p> <p><i>Simbad: <a href="https://simbad.u-strasbg.fr/simbad/sim-id?Ident=2MASS+J16085468-3937431&amp;submit=submit+id">https://simbad.u-strasbg.fr/simbad/sim-id?Ident=2MASS+J16085468-3937431&amp;submit=submit+id</a></i></p> <p><i>Target coordinates are from Gaia DR2.</i></p> <p><i>Spectral type: M1 ; A_V: 0.0 ; Distance (pc): 200</i></p> <p><i>M*: 0.47 ; log(dm/dt): -9.12</i></p> <p><i>Input file: spring-survey-todo-crp04feb21.csv</i></p> <p><i>sz111_lya2_etc_scaled_pAV0.50.txt</i></p> <p><i>Calculation performed 2021-02-12T16:29:23, v0.6</i></p> <p>-----</p> <p><i>tsstatus: SZ111; P/COS ready for internal review; S/STIS ready for internal review; P/DS 26/03/21; S/DS 26/03/21</i></p> <p><i>tcheck; APT/SIMBAD target names: ; SZ111 ...</i></p> <p><i>Default SIMBAD name is THA 15-33, aka TIC 457995946, Gaia DR2 5997006897751436544</i></p> <p><i>tcheck; Target info verification status?; OK ...</i></p> <p><i>Flam(U) = 1.1e-14 at 3530 Angstroms, Flam(B) = 2.9e-15 at 4440 Angstroms (lowest), Flam(V) = 5.1e-15 at 5540 Angstroms (lowest), and Flam(R) = 1.1e-14 at 6470 Angstroms from Vizier photometry viewer linked from SIMBAD page.</i></p> <p><i>tcheck; Coordinates &amp; P.M. verified, epoch checked?; Yes</i></p> <p><i>tcheck; Adopted SED compared to Observations?; Yes ...</i></p> <p><i>located at: box/ullyses_tech/ullyses_proposals/survey/16479/targets/SZ111/SZ111_photcomp.png</i></p> <p><i>Category=STAR</i></p> <p><i>Description=[T TAURI STAR, PRE-MAIN SEQUENCE STAR]</i></p> <p><i>Extended=NO</i></p>						#	Name	Target Coordinates	Targ. Coord. Corrections	Fluxes	Miscellaneous	(3)	SZ111	RA: 16 08 54.6719 (242.2277996d)	Proper Motion RA: -9.52796046 mas/yr	V=13.98	Reference Frame: ICRS		Alt Name1: HBC-622	Dec: -39 37 43.50 (-39.62875d)	Proper Motion Dec: -22.64302504 mas/yr	SpT=M1; A_V=0.00; U=14.3; B=15.3; V=14.0; R=13.3; I=12.2; J=10.6			Alt Name2: J16085468-3937431	Equinox: J2000	Parallax: 0.006315852205"						Epoch of Position: 2015.5	
#	Name	Target Coordinates	Targ. Coord. Corrections	Fluxes	Miscellaneous																														
(3)	SZ111	RA: 16 08 54.6719 (242.2277996d)	Proper Motion RA: -9.52796046 mas/yr	V=13.98	Reference Frame: ICRS																														
	Alt Name1: HBC-622	Dec: -39 37 43.50 (-39.62875d)	Proper Motion Dec: -22.64302504 mas/yr	SpT=M1; A_V=0.00; U=14.3; B=15.3; V=14.0; R=13.3; I=12.2; J=10.6																															
	Alt Name2: J16085468-3937431	Equinox: J2000	Parallax: 0.006315852205"																																
			Epoch of Position: 2015.5																																
<b>Fixed Targets</b>																																			

Proposal 16479 - SZ111-STIS (CS) - ULLYSES T Tauri Survey Stars in Lupus III and IV

#	Label (ETC Run)	Target	Config,Mode,Aperture	Spectral Els.	Opt. Params.	Special Reqs.	Groups	Exp. Time (Total)/[Actual Dur.]	Orbit	
Exposures	1	ACQ (3) SZ111 (STIS.ta.149 8046)	STIS/CCD, ACQ, F28X50LP	MIRROR				0.3 Secs (0.3 Secs) [==>]	[1]	
	<i>Comments: Calculation with baseline SED (scaled with additional A_V=0.50), normalized to R=13.3 vegamag, for STIS/CCD/F28X50LP with S/N=80: STIS.ta.1498046</i>									
	<i>BOP calculation with 4X baseline SED (without additional A_V=0.50), normalized to R=11.8 vegamag: STIS.ta.1498081</i>									
	2	G230L/2376 (3) SZ111 (STIS.sp.14 98379)	(3) SZ111	STIS/NUV-MAMA, TIME-TAG, 52X2	G230L 2376 A	WAVECAL=NO; BUFFER-TIME=52 2			1045.4 Secs (1045.4 Secs) [==>]	[1]
	<i>Comments: BOP calculation with 4X SED (without additional A_V=0.50): STIS.sp.1498379, B.P=7.553</i> <i>Baseline SED (scaled with additional A_V=0.50) calculation for G230L: STIS.sp.1498372, B.P=0.780</i>									
<i>sz111_lya2_etc_scaled_pAV0.50.txt; stis,nuvmama,g230l,c2376,52x2,mjd#59305</i> <i>Input file: spring-survey-todo-crp04feb21.csv</i> <i>Spectral type: M1 ; A_V: 0.0 ; Distance (pc): 200</i> <i>M*: 0.47 ; log(dm/dt): -9.12</i> <i>For exptime=104.7 s, spectral region:</i> <i>2800.0 +- 15.0 A achieves SNR=20.0 / 2-pix-resel</i> <i>A factor of 2.0 has been applied to the exptime in each exposure.</i> <i>global countrate (brightest segment): 2399.4 cts/s/segment</i> <i>brightest pixel: 0.783 cts/s/pix at 2796.8 A</i> <i>Calculation performed 2021-02-12T16:29:22, v0.21</i>										
3	G230L/2376 WAVE WAVECAL	WAVE	STIS/NUV-MAMA, ACCUM, 52X0.1	G230L 2376 A				[==>]	[1]	
4	G430L/4300 WAVE WAVECAL	WAVE	STIS/CCD, ACCUM, 52X0.1	G430L 4300 A				[==>]	[1]	
5	G430L/4300 (3) SZ111 (STIS.sp.14 98208)	(3) SZ111	STIS/CCD, ACCUM, 52X2	G430L 4300 A	WAVECAL=NO; CR-SPLIT=2; GAIN=1			164 Secs (164 Secs) [==>(Split 1)] [==>(Split 2)]	[1]	
<i>Comments: Calculation with baseline SED (scaled with additional A_V=0.50), normalized to Flam(B)=2.9e-15 ergs/s/cm^2/Ang, for G430L: STIS.sp.1498208, B.P=12.110</i> <i>BOP calculation with 4X SED (without additional A_V=0.50) no normalization: STIS.sp.1498218, B.P=172.736</i>										
<i>sz111_lya2_etc_scaled_pAV0.50.txt; stis,ccd,g430l,c4300,52x2,mjd#59305</i> <i>WARNING: operating mode = ACCUM</i> <i>Input file: spring-survey-todo-crp04feb21.csv</i> <i>Spectral type: M1 ; A_V: 0.0 ; Distance (pc): 200</i> <i>M*: 0.47 ; log(dm/dt): -9.12</i> <i>For exptime=46.3 s, n_reads=2, spectral region:</i> <i>4000.0 +- 5.0 A achieves SNR=20.0 / 2-pix-resel</i> <i>A factor of 2.0 has been applied to the exptime in each exposure.</i> <i>global countrate (brightest segment): 42484.6 cts/s/segment</i> <i>brightest pixel: 22.001 cts/s/pix at 4560.5 A</i> <i>Calculation performed 2021-02-12T16:29:23, v0.21</i>										

Proposal 16479 - SZ111-STIS (CS) - ULLYSES T Tauri Survey Stars in Lupus III and IV

6	G750L/7751 (3) SZ111 (STIS.sp.14 98251)	STIS/CCD, ACCUM, 52X2	G750L 7751 A	WAVECAL=NO; CR-SPLIT=2; GAIN=1	20 Secs (20 Secs)	[1]
					[==>(Split 1)]	
<p><i>Comments: Calculation with baseline SED (scaled with additional A_V=0.50), normalized to Flam(V)=5.1e-15 ergs/s/cm^2/Ang, for G750L: STIS.sp.1498251, B.P=73.141</i>  <i>BOP calculation with 4X SED (without additional A_V=0.50) and no normalization: STIS.sp.1498267, B.P=1050.0</i></p> <p><i>sz111_lya2_etc_scaled_pAV0.50.txt; stis,ccd,g750l,c7751,52x2,mjd#59305</i>  <i>WARNING: operating mode = ACCUM</i>  <i>Input file: spring-survey-todo-crp04feb21.csv</i>  <i>Spectral type: M1 ; A_V: 0.0 ; Distance (pc): 200</i>  <i>M*: 0.47 ; log(dm/dt): -9.12</i>  <i>For exptime=4.6 s, n_reads=2, spectral region:</i>  <i>5700.0 +- 5.0 A achieves SNR=20.0 / 2-pix-resel</i>  <i>A factor of 2.0 has been applied to the exptime in each exposure.</i>  <i>global countrate (brightest segment): 84679.2 cts/s/segment</i>  <i>brightest pixel: 155.306 cts/s/pix at 6563.9 A</i>  <i>Calculation performed 2021-02-12T16:29:23, v0.21</i></p>						
7	G750L/7751 WAVE WAVECAL	STIS/CCD, ACCUM, 52X0.1	G750L 7751 A		[==>]	[1]
8	G750L/7751 CCDFLAT CCDFLAT 1	STIS/CCD, ACCUM, 0.3X0.09	G750L 7751 A		[==>(Copy 1)] [==>(Copy 2)]	[1]
9	G750L/7751 CCDFLAT CCDFLAT 2	STIS/CCD, ACCUM, 52X0.1	G750L 7751 A		[==>(Copy 1)] [==>(Copy 2)]	[1]
10	G750L/7751 CCDFLAT CCDFLAT 3	STIS/CCD, ACCUM, 52X2	G750L 7751 A		[==>(Copy 1)] [==>(Copy 2)]	[1]



Proposal 16479 - SZ130-COS (4C) - ULLYSES T Tauri Survey Stars in Lupus III and IV

Tue Jan 25 17:00:47 GMT 2022

<b>Visit</b>	<p><b>Proposal 16479, SZ130-COS (4C), failed</b></p> <p><b>Diagnostic Status: Warning</b></p> <p>Scientific Instruments: COS/FUV, COS/NUV</p> <p>Special Requirements: SCHED 100%; BETWEEN 27-MAY-2021:07:00 AND 09-JUN-2021:07:10; BETWEEN 10-JUN-2021:09:10 AND 24-JUN-2021:02:30</p> <p><i>Comments: vstatus; 4C; SZ130; P/COS approved for submission; P/DS 22/04/21 ; internal review complete ; C/DJS 03/05/21</i></p> <p><i>vcheck; Enter targ name &amp; Inst. &amp; Resp. Sci.; SZ130 ; COS ; DS</i></p> <p><i>vcheck; ETC numbers entered in APT?; Yes</i></p> <p><i>vcheck; Any screening violations?; No</i></p> <p><i>vcheck; M-dwarf check complete and added to box folder?; Yes ...</i></p> <p><i>located at: box/ullyses_tech/ullyses_proposals/survey/revise-mstar-bop.xls</i></p> <p><i>vcheck; S/N ETC calcs done &amp; documented?; Yes</i></p> <p><i>vcheck; Field images checked &amp; saved?; Yes ...</i></p> <p><i>located at: box/ullyses_tech/ullyses_proposals/survey/16479/targets/SZ130/</i></p> <p><i>vcheck; Selected ACQ strategy?; Yes ...</i></p> <p><i>PSA, MIRRORB, S/N=40</i></p> <p><i>vcheck; Possible ACQ or Sci spoilers?; No</i></p> <p><i>vcheck; Field BOT clear?; No...</i></p> <p><i>BOT marks the target as unsafe (local counts exceeded) in the COS/ACQ exposure.</i></p> <p><i>BOT assumes the target as O5V while the target is SpT = M2</i></p> <p><i>The target as SpT = M2 is safe as per the M-dwarf check and ETC calculations</i></p> <p><i>vcheck; Visual BOT check for stars not in catalog?; Yes</i></p> <p><i>vcheck; Orbit packing finalized?; Yes</i></p> <p><i>vcheck; Buffer times optimized?; Yes</i></p> <p><i>vcheck; Verify visit grouping correct; Yes ...</i></p> <p><i>STIS visit has GROUP 4S,4C WITHIN 1D</i></p> <p><i>vcheck; phase constraint for ground based observations added?; N.A</i></p> <p><i>vcheck; BETWEENS for coordinated observations added?; Yes ...</i></p> <p><i>27 May 2021 07:00 to 09 Jun 2021 07:10 and 10 Jun 2021 09:10 - 24 Jun 2021 02:30</i></p> <p><i>vcheck; Is visit ready for int. review?; Yes</i></p> <p><i>Allocated COS orbits = 2</i></p>
<b>Diagnostics</b>	<p>(SZ130-COS (4C)) Warning (Orbit Planner): ORBITAL VISIBILITY OVERRUN</p>

Proposal 16479 - SZ130-COS (4C) - ULLYSES T Tauri Survey Stars in Lupus III and IV

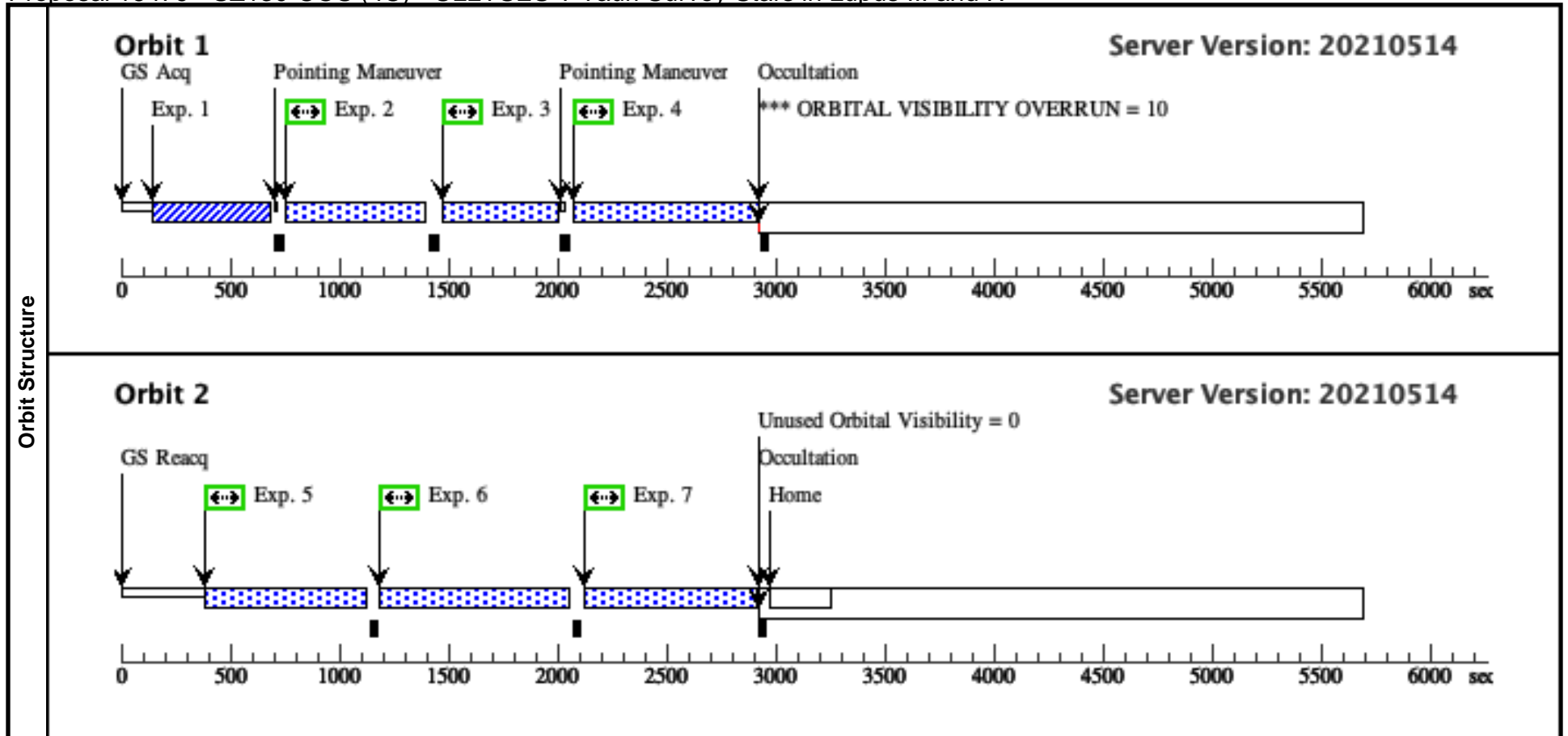
#	Name	Target Coordinates	Targ. Coord. Corrections	Fluxes	Miscellaneous
(4)	SZ130 Alt Name1: HBC-610 Alt Name2: J16003103-4143369	RA: 16 00 31.0225 (240.1292604d) Dec: -41 43 37.35 (-41.72704d) Equinox: J2000	Proper Motion RA: -10.86310373 mas/yr Proper Motion Dec: -23.16541921 mas/yr Parallax: 0.006239537604" Epoch of Position: 2015.5	V=14.71 SpT=M2; A_V=0.00; U=15.1; B=15.8; V=14.7; R=13.6; I=12.5; J=10.7	Reference Frame: ICRS
Fixed Targets	<p><i>Comments: Sz130 : HBC 610, J16003103-4143369</i>  <i>Region: Lupus IV</i>  <i>Simbad: <a href="https://simbad.u-strasbg.fr/simbad/sim-id?Ident=2MASS+J16003103-4143369&amp;submit=submit+id">https://simbad.u-strasbg.fr/simbad/sim-id?Ident=2MASS+J16003103-4143369&amp;submit=submit+id</a></i>  <i>Target coordinates are from Gaia DR2.</i>  <i>Spectral type: M2 ; A_V: 0.0 ; Distance (pc): 150</i>  <i>M*: 0.41 ; log(dm/dt): -9.19</i>  <i>Input file: spring-survey-todo-crp04feb21.csv</i>  <i>sz130_lya2_etc_scaled_pAV0.50.txt</i>  <i>Calculation performed 2021-02-12T16:29:33, v0.6</i></p> <hr/> <p><i>tstatus: SZ130; P/COS ready for internal review; S/STIS ready for internal review; P/DS 26/03/21; S/DS 26/03/21</i>  <i>tcheck; APT/SIMBAD target names: ; SZ130 ...</i>  <i>Default SIMBAD name is SZ 130, aka TIC 59183599, Gaia DR2 DR2 5995197552601942528</i>  <i>tcheck; Target info verification status?; OK ...</i>  <i>Flam(U) = 1.3e-14 at 3530 Angstroms, Flam(B) = 2.1e-15 at 4440 Angstroms (lowest), Flam(V) = 4.3e-15 at 5540 Angstroms (lowest), Flam(R) = 8.3e-15 at 6470 Angstroms, and Flam(I) = 1.3e-14 at 7890 Angstroms from Vizier photometry viewer linked from SIMBAD page.</i>  <i>tcheck; Coordinates &amp; P.M. verified, epoch checked?; Yes</i>  <i>tcheck; Adopted SED compared to Observations?; Yes ...</i>  <i>located at: box/ullyses_tech/ullyses_proposals/survey/16479/targets/SZ130/SZ130_photcomp.png</i>  <i>Category=STAR</i>  <i>Description=[T TAURI STAR, PRE-MAIN SEQUENCE STAR]</i>  <i>Extended=NO</i></p>				

Proposal 16479 - SZ130-COS (4C) - ULLYSES T Tauri Survey Stars in Lupus III and IV

#	Label (ETC Run)	Target	Config,Mode,Aperture	Spectral Els.	Opt. Params.	Special Reqs.	Groups	Exp. Time (Total)/[Actual Dur.]	Orbit
Exposures	1	ACQ/Image (4) SZ130 (COS.ta.1491162)	COS/NUV, ACQ/IMAGE, PSA	MIRRORB				117 Secs (117 Secs) [==>]	[1]
	<p>Comments: BOP calculation with 4X SED (without additional A_V=0.50): COS.ta.1491162, B.P=20.288                      Baseline SED (scaled with additional A_V=0.50) calculation for PSA/MIRRORB with S/N=40: COS.ta.1491155, B.P=1.917</p>								
	2	G130M/129 (4) SZ130 1-3 (COS.sp.1514149)	COS/FUV, TIME-TAG, PSA	G130M 1291 A	BUFFER-TIME=14 56; FP-POS=3			475 Secs (475 Secs) [==>]	[1]
	<p>Comments: BOP calculation with 4X SED (without additional A_V=0.50): COS.sp.1514149, B.P=0.206                      Baseline SED (scaled with additional A_V=0.50) calculation for G130M/c1291: COS.sp.1514148, B.P=0.096. Total S/N achieved in 2 x G130M exposures ~10/resel @ 1239A                      sz130_1ya2_etc_scaled_pAV0.50.txt; cos,fuv,g130m,c1291,psa,mjd#59305; fp-pos=None, segment=None                      Input file: spring-survey-todo-crp04feb21.csv                      Spectral type: M2 ; A_V: 0.0 ; Distance (pc): 150                      M*: 0.41 ; log(dm/dt): -9.19                      For exptime=547.1 s, spectral region:                      1239.0 +- 1.0 A achieves SNR=10.0 / 6-pix-resel                      A factor of 2.0 has been applied to the exptime in each exposure.                      global countrate (brightest segment): 405.9 cts/s/segment                      brightest pixel: 0.044 cts/s/pix at 1304.8 A                      Calculation performed 2021-02-12T16:29:32, v0.21</p>								
3	G130M/129 (4) SZ130 1-4 (COS.sp.1514149)	COS/FUV, TIME-TAG, PSA	G130M 1291 A	BUFFER-TIME=14 56; FP-POS=4			475 Secs (475 Secs) [==>]	[1]	
<p>Comments: BOP calculation with 4X SED (without additional A_V=0.50): COS.sp.1514149, B.P=0.206                      Baseline SED (scaled with additional A_V=0.50) calculation for G130M/c1291: COS.sp.1514148, B.P=0.096. Total S/N achieved in 2 x G130M exposures ~10/resel @ 1239A                      sz130_1ya2_etc_scaled_pAV0.50.txt; cos,fuv,g130m,c1291,psa,mjd#59305; fp-pos=None, segment=None                      Input file: spring-survey-todo-crp04feb21.csv                      Spectral type: M2 ; A_V: 0.0 ; Distance (pc): 150                      M*: 0.41 ; log(dm/dt): -9.19                      For exptime=547.1 s, spectral region:                      1239.0 +- 1.0 A achieves SNR=10.0 / 6-pix-resel                      A factor of 2.0 has been applied to the exptime in each exposure.                      global countrate (brightest segment): 405.9 cts/s/segment                      brightest pixel: 0.044 cts/s/pix at 1304.8 A                      Calculation performed 2021-02-12T16:29:32, v0.21</p>									
4	G160M/158 (4) SZ130 9-3 (COS.sp.1514151)	COS/FUV, TIME-TAG, PSA	G160M 1589 A	BUFFER-TIME=42 57; FP-POS=3			684 Secs (684 Secs) [==>]	[1]	
<p>Comments: BOP calculation with 4X SED (without additional A_V=0.50): COS.sp.1514151, B.P=0.154                      Baseline SED (scaled with additional A_V=0.50) calculation for G160M/c1589: COS.sp.1514150, B.P=0.011. Total S/N achieved in 4 x G160M exposures ~23/resel @ 1548.5A                      sz130_1ya2_etc_scaled_pAV0.50.txt; cos,fuv,g160m,c1589,psa,mjd#59305; fp-pos=None, segment=None                      Input file: spring-survey-todo-crp04feb21.csv                      Spectral type: M2 ; A_V: 0.0 ; Distance (pc): 150                      M*: 0.41 ; log(dm/dt): -9.19                      For exptime=765.2 s, spectral region:                      1549.0 +- 1.0 A achieves SNR=20.0 / 6-pix-resel for combined c1589 &amp; c1623                      The exptime for this c1589 exposure has been halved because c1589 &amp; c1623 target the same line.                      A factor of 2.0 has been applied to the exptime in each exposure.                      global countrate (brightest segment): 110.2 cts/s/segment                      brightest pixel: 0.011 cts/s/pix at 1446.2 A                      Calculation performed 2021-02-12T16:29:28, v0.21</p>									

Proposal 16479 - SZ130-COS (4C) - ULLYSES T Tauri Survey Stars in Lupus III and IV

5	G160M/158 (4) SZ130 9-4 (COS.sp.151 4151)	COS/FUV, TIME-TAG, PSA	G160M 1589 A	BUFFER-TIME=42 57; FP-POS=4	684 Secs (684 Secs) [==>]	[2]
<p><i>Comments: BOP calculation with 4X SED (without additional A_V=0.50): COS.sp.1514151, B.P=0.154 Baseline SED (scaled with additional A_V=0.50) calculation for G160M/c1589: COS.sp.1514150, B.P=0.011. Total S/N achieved in 4 x G160M exposures ~23/resel @1548.5A</i></p> <p><i>sz130_lya2_etc_scaled_pAV0.50.txt; cos.fuv,g160m,c1589,psa,mjd#59305; fp-pos=None, segment=None) Input file: spring-survey-todo-crp04feb21.csv Spectral type: M2 ; A_V: 0.0 ; Distance (pc): 150 M*: 0.41 ; log(dm/dt): -9.19 For exptime=765.2 s, spectral region: 1549.0 +- 1.0 A achieves SNR=20.0 / 6-pix-resel for combined c1589 &amp; c1623 The exptime for this c1589 exposure has been halved because c1589 &amp; c1623 target the same line. A factor of 2.0 has been applied to the exptime in each exposure. global countrate (brightest segment): 110.2 cts/s/segment brightest pixel: 0.011 cts/s/pix at 1446.2 A Calculation performed 2021-02-12T16:29:28, v0.21</i></p>						
6	G160M/162 (4) SZ130 3-1 (COS.sp.151 4154)	COS/FUV, TIME-TAG, PSA	G160M 1623 A	BUFFER-TIME=50 34; FP-POS=1	740 Secs (740 Secs) [==>]	[2]
<p><i>Comments: BOP calculation with 4X SED (without additional A_V=0.50): COS.sp.1514154, B.P=0.151 Baseline SED (scaled with additional A_V=0.50) calculation for G160M/c1623: COS.sp.1514153, B.P=0.011. Total S/N achieved in 4 x G160M exposures ~23/resel @1548.5A</i></p> <p><i>sz130_lya2_etc_scaled_pAV0.50.txt; cos.fuv,g160m,c1623,psa,mjd#59305; fp-pos=None, segment=None) Input file: spring-survey-todo-crp04feb21.csv Spectral type: M2 ; A_V: 0.0 ; Distance (pc): 150 M*: 0.41 ; log(dm/dt): -9.19 For exptime=786.0 s, spectral region: 1549.0 +- 1.0 A achieves SNR=20.0 / 6-pix-resel for combined c1589 &amp; c1623 The exptime for this c1623 exposure has been halved because c1589 &amp; c1623 target the same line. A factor of 2.0 has been applied to the exptime in each exposure. global countrate (brightest segment): 104.0 cts/s/segment brightest pixel: 0.011 cts/s/pix at 1446.2 A Calculation performed 2021-02-12T16:29:30, v0.21</i></p>						
7	G160M/162 (4) SZ130 3-2 (COS.sp.151 4154)	COS/FUV, TIME-TAG, PSA	G160M 1623 A	BUFFER-TIME=50 34; FP-POS=2	740 Secs (740 Secs) [==>]	[2]
<p><i>Comments: BOP calculation with 4X SED (without additional A_V=0.50): COS.sp.1514154, B.P=0.151 Baseline SED (scaled with additional A_V=0.50) calculation for G160M/c1623: COS.sp.1514153, B.P=0.011. Total S/N achieved in 4 x G160M exposures ~23/resel @1548.5A</i></p> <p><i>sz130_lya2_etc_scaled_pAV0.50.txt; cos.fuv,g160m,c1623,psa,mjd#59305; fp-pos=None, segment=None) Input file: spring-survey-todo-crp04feb21.csv Spectral type: M2 ; A_V: 0.0 ; Distance (pc): 150 M*: 0.41 ; log(dm/dt): -9.19 For exptime=786.0 s, spectral region: 1549.0 +- 1.0 A achieves SNR=20.0 / 6-pix-resel for combined c1589 &amp; c1623 The exptime for this c1623 exposure has been halved because c1589 &amp; c1623 target the same line. A factor of 2.0 has been applied to the exptime in each exposure. global countrate (brightest segment): 104.0 cts/s/segment brightest pixel: 0.011 cts/s/pix at 1446.2 A Calculation performed 2021-02-12T16:29:30, v0.21</i></p>						



Visit	<p><b>Proposal 16479, SZ130-COS (DC), failed</b></p> <p><b>Diagnostic Status: Warning</b></p> <p>Scientific Instruments: COS/FUV, COS/NUV</p> <p>Special Requirements: SCHED 100%</p> <p><i>Comments: vstatus; 4C; SZ130; P/COS approved for submission; P/DS 22/04/21 ; internal review complete ; C/DJS 03/05/21 vcheck; Enter targ name &amp; Inst. &amp; Resp. Sci.; SZ130 ; COS ; DS vcheck; ETC numbers entered in APT?; Yes vcheck; Any screening violations?; No vcheck; M-dwarf check complete and added to box folder?; Yes ... located at: box/ullyses_tech/ullyses_proposals/survey/revise-mstar-bop.xls vcheck; S/N ETC calcs done &amp; documented?; Yes vcheck; Field images checked &amp; saved?; Yes ... located at: box/ullyses_tech/ullyses_proposals/survey/16479/targets/SZ130/ vcheck; Selected ACQ strategy?; Yes ... PSA, MIRRORB, S/N=40 vcheck; Possible ACQ or Sci spoilers?; No vcheck; Field BOT clear?; No... BOT marks the target as unsafe (local counts exceeded) in the COS/ACQ exposure. BOT assumes the target as O5V while the target is SpT = M2 The target as SpT = M2 is safe as per the M-dwarf check and ETC calculations vcheck; Visual BOT check for stars not in catalog?; Yes vcheck; Orbit packing finalized?; Yes vcheck; Buffer times optimized?; Yes vcheck; Verify visit grouping correct; Yes ... STIS visit has GROUP 4S,4C WITHIN 1D vcheck; phase constraint for ground based observations added?; N.A vcheck; BETWEENS for coordinated observations added?; Yes ... 27 May 2021 07:00 to 09 Jun 2021 07:10 and 10 Jun 2021 09:10 - 24 Jun 2021 02:30 vcheck; Is visit ready for int. review?; Yes Allocated COS orbits = 2</i></p>
Diagnostics	<p>(SZ130-COS (DC)) Warning (Orbit Planner): ORBITAL VISIBILITY OVERRUN</p>

Proposal 16479 - SZ130-COS (DC) - ULLYSES T Tauri Survey Stars in Lupus III and IV

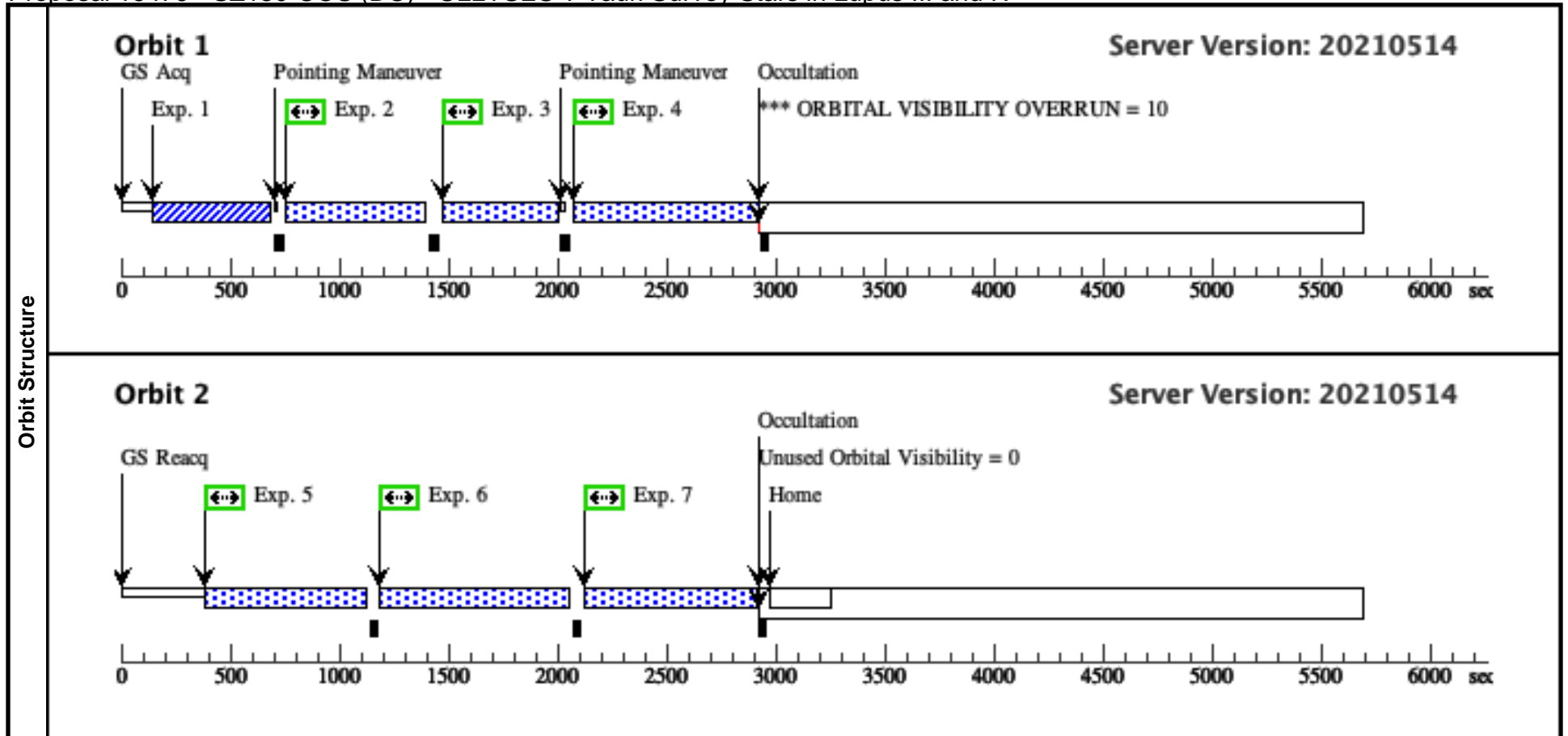
#	Name	Target Coordinates	Targ. Coord. Corrections	Fluxes	Miscellaneous
(4)	SZ130 Alt Name1: HBC-610 Alt Name2: J16003103-4143369	RA: 16 00 31.0225 (240.1292604d) Dec: -41 43 37.35 (-41.72704d) Equinox: J2000	Proper Motion RA: -10.86310373 mas/yr Proper Motion Dec: -23.16541921 mas/yr Parallax: 0.006239537604" Epoch of Position: 2015.5	V=14.71 SpT=M2; A_V=0.00; U=15.1; B=15.8; V=14.7; R=13.6; I=12.5; J=10.7	Reference Frame: ICRS
Fixed Targets	<p><i>Comments: Sz130 : HBC 610, J16003103-4143369</i>  <i>Region: Lupus IV</i>  <i>Simbad: <a href="https://simbad.u-strasbg.fr/simbad/sim-id?Ident=2MASS+J16003103-4143369&amp;submit=submit+id">https://simbad.u-strasbg.fr/simbad/sim-id?Ident=2MASS+J16003103-4143369&amp;submit=submit+id</a></i>  <i>Target coordinates are from Gaia DR2.</i>  <i>Spectral type: M2 ; A_V: 0.0 ; Distance (pc): 150</i>  <i>M*: 0.41 ; log(dm/dt): -9.19</i>  <i>Input file: spring-survey-todo-crp04feb21.csv</i>  <i>sz130_lya2_etc_scaled_pAV0.50.txt</i>  <i>Calculation performed 2021-02-12T16:29:33, v0.6</i></p> <hr/> <p><i>tstatus: SZ130; P/COS ready for internal review; S/STIS ready for internal review; P/DS 26/03/21; S/DS 26/03/21</i>  <i>tcheck; APT/SIMBAD target names: ; SZ130 ...</i>  <i>Default SIMBAD name is SZ 130, aka TIC 59183599, Gaia DR2 DR2 5995197552601942528</i>  <i>tcheck; Target info verification status?; OK ...</i>  <i>Flam(U) = 1.3e-14 at 3530 Angstroms, Flam(B) = 2.1e-15 at 4440 Angstroms (lowest), Flam(V) = 4.3e-15 at 5540 Angstroms (lowest), Flam(R) = 8.3e-15 at 6470 Angstroms, and Flam(I) = 1.3e-14 at 7890 Angstroms from Vizier photometry viewer linked from SIMBAD page.</i>  <i>tcheck; Coordinates &amp; P.M. verified, epoch checked?; Yes</i>  <i>tcheck; Adopted SED compared to Observations?; Yes ...</i>  <i>located at: box/ullyses_tech/ullyses_proposals/survey/16479/targets/SZ130/SZ130_photcomp.png</i>  <i>Category=STAR</i>  <i>Description=[T TAURI STAR, PRE-MAIN SEQUENCE STAR]</i>  <i>Extended=NO</i></p>				

Proposal 16479 - SZ130-COS (DC) - ULLYSES T Tauri Survey Stars in Lupus III and IV

#	Label (ETC Run)	Target	Config,Mode,Aperture	Spectral Els.	Opt. Params.	Special Reqs.	Groups	Exp. Time (Total)/[Actual Dur.]	Orbit
Exposures	1	ACQ/Image (4) SZ130 (COS.ta.1491162)	COS/NUV, ACQ/IMAGE, PSA	MIRRORB				117 Secs (117 Secs) [==>]	[1]
	<p>Comments: BOP calculation with 4X SED (without additional A_V=0.50): COS.ta.1491162, B.P=20.288                      Baseline SED (scaled with additional A_V=0.50) calculation for PSA/MIRRORB with S/N=40: COS.ta.1491155, B.P=1.917</p>								
	2	G130M/129 (4) SZ130 1-3 (COS.sp.1514149)	COS/FUV, TIME-TAG, PSA	G130M 1291 A	BUFFER-TIME=14 56; FP-POS=3			475 Secs (475 Secs) [==>]	[1]
	<p>Comments: BOP calculation with 4X SED (without additional A_V=0.50): COS.sp.1514149, B.P=0.206                      Baseline SED (scaled with additional A_V=0.50) calculation for G130M/c1291: COS.sp.1514148, B.P=0.096. Total S/N achieved in 2 x G130M exposures ~10/resel @ 1239A                      sz130_lya2_etc_scaled_pAV0.50.txt; cos,fuv,g130m,c1291,psa,mjd#59305; fp-pos=None, segment=None                      Input file: spring-survey-todo-crp04feb21.csv                      Spectral type: M2 ; A_V: 0.0 ; Distance (pc): 150                      M*: 0.41 ; log(dm/dt): -9.19                      For exptime=547.1 s, spectral region:                      1239.0 +- 1.0 A achieves SNR=10.0 / 6-pix-resel                      A factor of 2.0 has been applied to the exptime in each exposure.                      global countrate (brightest segment): 405.9 cts/s/segment                      brightest pixel: 0.044 cts/s/pix at 1304.8 A                      Calculation performed 2021-02-12T16:29:32, v0.21</p>								
3	G130M/129 (4) SZ130 1-4 (COS.sp.1514149)	COS/FUV, TIME-TAG, PSA	G130M 1291 A	BUFFER-TIME=14 56; FP-POS=4			475 Secs (475 Secs) [==>]	[1]	
<p>Comments: BOP calculation with 4X SED (without additional A_V=0.50): COS.sp.1514149, B.P=0.206                      Baseline SED (scaled with additional A_V=0.50) calculation for G130M/c1291: COS.sp.1514148, B.P=0.096. Total S/N achieved in 2 x G130M exposures ~10/resel @ 1239A                      sz130_lya2_etc_scaled_pAV0.50.txt; cos,fuv,g130m,c1291,psa,mjd#59305; fp-pos=None, segment=None                      Input file: spring-survey-todo-crp04feb21.csv                      Spectral type: M2 ; A_V: 0.0 ; Distance (pc): 150                      M*: 0.41 ; log(dm/dt): -9.19                      For exptime=547.1 s, spectral region:                      1239.0 +- 1.0 A achieves SNR=10.0 / 6-pix-resel                      A factor of 2.0 has been applied to the exptime in each exposure.                      global countrate (brightest segment): 405.9 cts/s/segment                      brightest pixel: 0.044 cts/s/pix at 1304.8 A                      Calculation performed 2021-02-12T16:29:32, v0.21</p>									
4	G160M/158 (4) SZ130 9-3 (COS.sp.1514151)	COS/FUV, TIME-TAG, PSA	G160M 1589 A	BUFFER-TIME=42 57; FP-POS=3			684 Secs (684 Secs) [==>]	[1]	
<p>Comments: BOP calculation with 4X SED (without additional A_V=0.50): COS.sp.1514151, B.P=0.154                      Baseline SED (scaled with additional A_V=0.50) calculation for G160M/c1589: COS.sp.1514150, B.P=0.011. Total S/N achieved in 4 x G160M exposures ~23/resel @ 1548.5A                      sz130_lya2_etc_scaled_pAV0.50.txt; cos,fuv,g160m,c1589,psa,mjd#59305; fp-pos=None, segment=None                      Input file: spring-survey-todo-crp04feb21.csv                      Spectral type: M2 ; A_V: 0.0 ; Distance (pc): 150                      M*: 0.41 ; log(dm/dt): -9.19                      For exptime=765.2 s, spectral region:                      1549.0 +- 1.0 A achieves SNR=20.0 / 6-pix-resel for combined c1589 &amp; c1623                      The exptime for this c1589 exposure has been halved because c1589 &amp; c1623 target the same line.                      A factor of 2.0 has been applied to the exptime in each exposure.                      global countrate (brightest segment): 110.2 cts/s/segment                      brightest pixel: 0.011 cts/s/pix at 1446.2 A                      Calculation performed 2021-02-12T16:29:28, v0.21</p>									

Proposal 16479 - SZ130-COS (DC) - ULLYSES T Tauri Survey Stars in Lupus III and IV

5	G160M/158 (4) SZ130 9-4 (COS.sp.151 4151)	COS/FUV, TIME-TAG, PSA	G160M 1589 A	BUFFER-TIME=42 57; FP-POS=4	684 Secs (684 Secs) [==>]	[2]
<p><i>Comments: BOP calculation with 4X SED (without additional A_V=0.50): COS.sp.1514151, B.P=0.154 Baseline SED (scaled with additional A_V=0.50) calculation for G160M/c1589: COS.sp.1514150, B.P=0.011. Total S/N achieved in 4 x G160M exposures ~23/resel @1548.5A</i></p> <p><i>sz130_lya2_etc_scaled_pAV0.50.txt; cos.fuv,g160m,c1589,psa,mjd#59305; fp-pos=None, segment=None) Input file: spring-survey-todo-crp04feb21.csv Spectral type: M2 ; A_V: 0.0 ; Distance (pc): 150 M*: 0.41 ; log(dm/dt): -9.19 For exptime=765.2 s, spectral region: 1549.0 +- 1.0 A achieves SNR=20.0 / 6-pix-resel for combined c1589 &amp; c1623 The exptime for this c1589 exposure has been halved because c1589 &amp; c1623 target the same line. A factor of 2.0 has been applied to the exptime in each exposure. global countrate (brightest segment): 110.2 cts/s/segment brightest pixel: 0.011 cts/s/pix at 1446.2 A Calculation performed 2021-02-12T16:29:28, v0.21</i></p>						
6	G160M/162 (4) SZ130 3-1 (COS.sp.151 4154)	COS/FUV, TIME-TAG, PSA	G160M 1623 A	BUFFER-TIME=50 34; FP-POS=1	740 Secs (740 Secs) [==>]	[2]
<p><i>Comments: BOP calculation with 4X SED (without additional A_V=0.50): COS.sp.1514154, B.P=0.151 Baseline SED (scaled with additional A_V=0.50) calculation for G160M/c1623: COS.sp.1514153, B.P=0.011. Total S/N achieved in 4 x G160M exposures ~23/resel @1548.5A</i></p> <p><i>sz130_lya2_etc_scaled_pAV0.50.txt; cos.fuv,g160m,c1623,psa,mjd#59305; fp-pos=None, segment=None) Input file: spring-survey-todo-crp04feb21.csv Spectral type: M2 ; A_V: 0.0 ; Distance (pc): 150 M*: 0.41 ; log(dm/dt): -9.19 For exptime=786.0 s, spectral region: 1549.0 +- 1.0 A achieves SNR=20.0 / 6-pix-resel for combined c1589 &amp; c1623 The exptime for this c1623 exposure has been halved because c1589 &amp; c1623 target the same line. A factor of 2.0 has been applied to the exptime in each exposure. global countrate (brightest segment): 104.0 cts/s/segment brightest pixel: 0.011 cts/s/pix at 1446.2 A Calculation performed 2021-02-12T16:29:30, v0.21</i></p>						
7	G160M/162 (4) SZ130 3-2 (COS.sp.151 4154)	COS/FUV, TIME-TAG, PSA	G160M 1623 A	BUFFER-TIME=50 34; FP-POS=2	740 Secs (740 Secs) [==>]	[2]
<p><i>Comments: BOP calculation with 4X SED (without additional A_V=0.50): COS.sp.1514154, B.P=0.151 Baseline SED (scaled with additional A_V=0.50) calculation for G160M/c1623: COS.sp.1514153, B.P=0.011. Total S/N achieved in 4 x G160M exposures ~23/resel @1548.5A</i></p> <p><i>sz130_lya2_etc_scaled_pAV0.50.txt; cos.fuv,g160m,c1623,psa,mjd#59305; fp-pos=None, segment=None) Input file: spring-survey-todo-crp04feb21.csv Spectral type: M2 ; A_V: 0.0 ; Distance (pc): 150 M*: 0.41 ; log(dm/dt): -9.19 For exptime=786.0 s, spectral region: 1549.0 +- 1.0 A achieves SNR=20.0 / 6-pix-resel for combined c1589 &amp; c1623 The exptime for this c1623 exposure has been halved because c1589 &amp; c1623 target the same line. A factor of 2.0 has been applied to the exptime in each exposure. global countrate (brightest segment): 104.0 cts/s/segment brightest pixel: 0.011 cts/s/pix at 1446.2 A Calculation performed 2021-02-12T16:29:30, v0.21</i></p>						



Visit	<p><b>Proposal 16479, SZ130-COS (IC), completed</b></p> <p><b>Diagnostic Status: Warning</b></p> <p>Scientific Instruments: COS/FUV, COS/NUV</p> <p>Special Requirements: SCHED 100%; BETWEEN 06-AUG-2021:00:00:00 AND 31-AUG-2021:00:00:00</p> <p><i>Comments: vstatus; IC; SZ130; P/COS approved for submission; P/DS 22/04/21 ; internal review complete ; C/DJS 03/05/21</i></p> <p><i>vcheck; Enter targ name &amp; Inst. &amp; Resp. Sci.; SZ130 ; COS ; DS</i></p> <p><i>vcheck; ETC numbers entered in APT?; Yes</i></p> <p><i>vcheck; Any screening violations?; No</i></p> <p><i>vcheck; M-dwarf check complete and added to box folder?; Yes ...</i></p> <p><i>located at: box/ullyses_tech/ullyses_proposals/survey/revise-mstar-bop.xls</i></p> <p><i>vcheck; S/N ETC calcs done &amp; documented?; Yes</i></p> <p><i>vcheck; Field images checked &amp; saved?; Yes ...</i></p> <p><i>located at: box/ullyses_tech/ullyses_proposals/survey/16479/targets/SZ130/</i></p> <p><i>vcheck; Selected ACQ strategy?; Yes ...</i></p> <p><i>PSA, MIRRORB, S/N=40</i></p> <p><i>vcheck; Possible ACQ or Sci spoilers?; No</i></p> <p><i>vcheck; Field BOT clear?; No...</i></p> <p><i>BOT marks the target as unsafe (local counts exceeded) in the COS/ACQ exposure.</i></p> <p><i>BOT assumes the target as O5V while the target is SpT = M2</i></p> <p><i>The target as SpT = M2 is safe as per the M-dwarf check and ETC calculations</i></p> <p><i>vcheck; Visual BOT check for stars not in catalog?; Yes</i></p> <p><i>vcheck; Orbit packing finalized?; Yes</i></p> <p><i>vcheck; Buffer times optimized?; Yes</i></p> <p><i>vcheck; Verify visit grouping correct; Yes ...</i></p> <p><i>STIS visit has GROUP IS,IC WITHIN 1D</i></p> <p><i>vcheck; phase constraint for ground based observations added?; N.A</i></p> <p><i>vcheck; BETWEENS for coordinated observations added?; Yes ...</i></p> <p><i>06 Aug 2021 00:00 to 31 Aug 2021 00:00</i></p> <p><i>vcheck; Is visit ready for int. review?; Yes</i></p> <p><i>Allocated COS orbits = 2</i></p> <p><i>Repeat of failed visit DC under HOPR 92054</i></p>
Diagnostics	<p>(SZ130-COS (IC)) Warning (Orbit Planner): ORBITAL VISIBILITY OVERRUN</p>

Proposal 16479 - SZ130-COS (IC) - ULLYSES T Tauri Survey Stars in Lupus III and IV

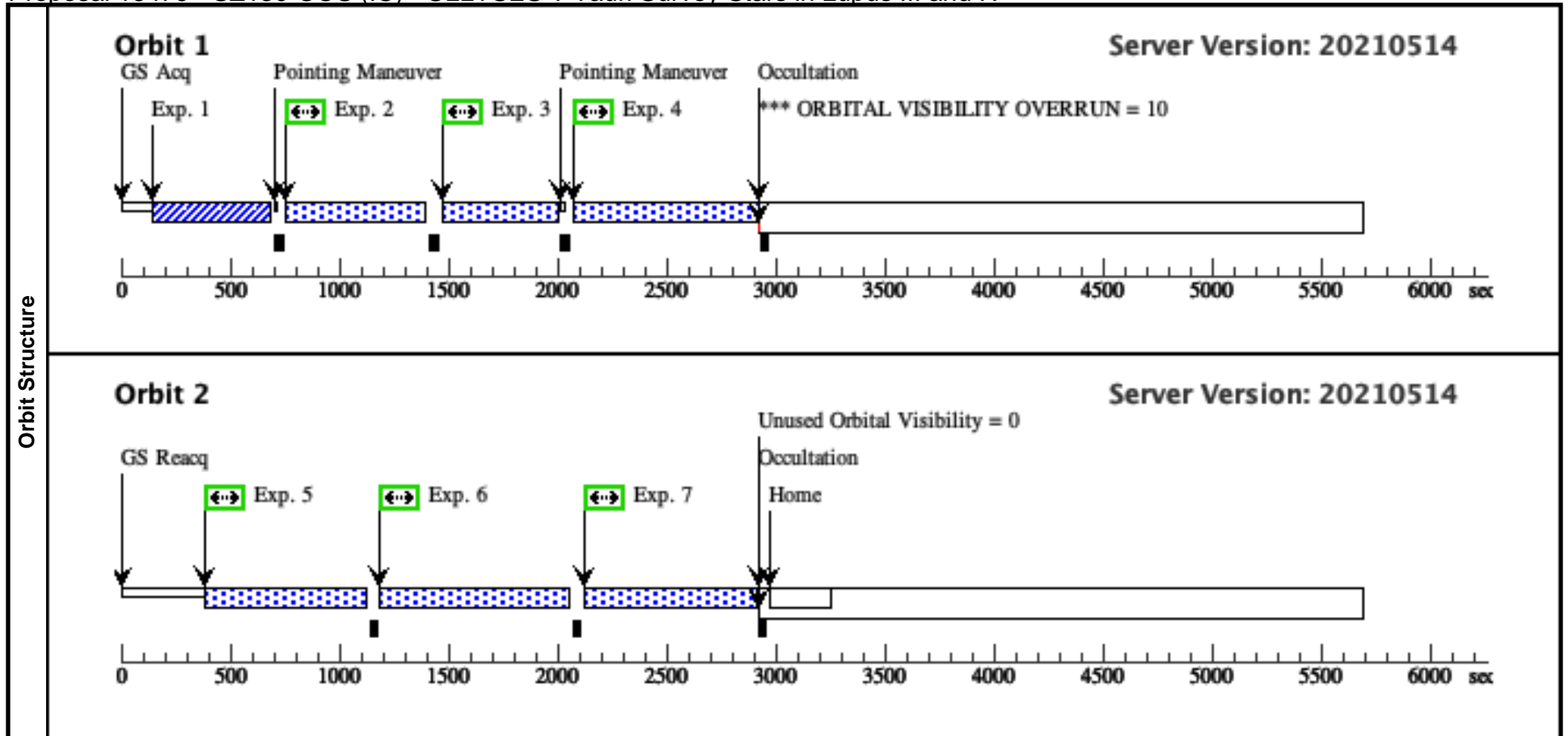
#	Name	Target Coordinates	Targ. Coord. Corrections	Fluxes	Miscellaneous
(4)	SZ130 Alt Name1: HBC-610 Alt Name2: J16003103-4143369	RA: 16 00 31.0225 (240.1292604d) Dec: -41 43 37.35 (-41.72704d) Equinox: J2000	Proper Motion RA: -10.86310373 mas/yr Proper Motion Dec: -23.16541921 mas/yr Parallax: 0.006239537604" Epoch of Position: 2015.5	V=14.71 SpT=M2; A_V=0.00; U=15.1; B=15.8; V=14.7; R=13.6; I=12.5; J=10.7	Reference Frame: ICRS
Fixed Targets	<p><i>Comments: Sz130 : HBC 610, J16003103-4143369</i></p> <p><i>Region: Lupus IV</i></p> <p><i>Simbad: <a href="https://simbad.u-strasbg.fr/simbad/sim-id?Ident=2MASS+J16003103-4143369&amp;submit=submit+id">https://simbad.u-strasbg.fr/simbad/sim-id?Ident=2MASS+J16003103-4143369&amp;submit=submit+id</a></i></p> <p><i>Target coordinates are from Gaia DR2.</i></p> <p><i>Spectral type: M2 ; A_V: 0.0 ; Distance (pc): 150</i></p> <p><i>M*: 0.41 ; log(dm/dt): -9.19</i></p> <p><i>Input file: spring-survey-todo-crp04feb21.csv</i></p> <p><i>sz130_lya2_etc_scaled_pAV0.50.txt</i></p> <p><i>Calculation performed 2021-02-12T16:29:33, v0.6</i></p> <p>-----</p> <p><i>tstatus: SZ130; P/COS ready for internal review; S/STIS ready for internal review; P/DS 26/03/21; S/DS 26/03/21</i></p> <p><i>tcheck; APT/SIMBAD target names: ; SZ130 ...</i></p> <p><i>Default SIMBAD name is SZ 130, aka TIC 59183599, Gaia DR2 DR2 5995197552601942528</i></p> <p><i>tcheck; Target info verification status?: OK ...</i></p> <p><i>Flam(U) = 1.3e-14 at 3530 Angstroms, Flam(B) = 2.1e-15 at 4440 Angstroms (lowest), Flam(V) = 4.3e-15 at 5540 Angstroms (lowest), Flam(R) = 8.3e-15 at 6470 Angstroms, and Flam(I) = 1.3e-14 at 7890 Angstroms from Vizier photometry viewer linked from SIMBAD page.</i></p> <p><i>tcheck; Coordinates &amp; P.M. verified, epoch checked?: Yes</i></p> <p><i>tcheck; Adopted SED compared to Observations?: Yes ...</i></p> <p><i>located at: box/ullyses_tech/ullyses_proposals/survey/16479/targets/SZ130/SZ130_photcomp.png</i></p> <p><i>Category=STAR</i></p> <p><i>Description=[T TAURI STAR, PRE-MAIN SEQUENCE STAR]</i></p> <p><i>Extended=NO</i></p>				

Proposal 16479 - SZ130-COS (IC) - ULLYSES T Tauri Survey Stars in Lupus III and IV

#	Label (ETC Run)	Target	Config,Mode,Aperture	Spectral Els.	Opt. Params.	Special Reqs.	Groups	Exp. Time (Total)/[Actual Dur.]	Orbit
Exposures	1	ACQ/Image (4) SZ130 (COS.ta.1491162)	COS/NUV, ACQ/IMAGE, PSA	MIRRORB				117 Secs (117 Secs) [==>]	[1]
	<p>Comments: BOP calculation with 4X SED (without additional A_V=0.50): COS.ta.1491162, B.P=20.288                      Baseline SED (scaled with additional A_V=0.50) calculation for PSA/MIRRORB with S/N=40: COS.ta.1491155, B.P=1.917</p>								
	2	G130M/129 (4) SZ130 1-3 (COS.sp.1514149)	COS/FUV, TIME-TAG, PSA	G130M 1291 A	BUFFER-TIME=14 56; FP-POS=3			475 Secs (475 Secs) [==>]	[1]
	<p>Comments: BOP calculation with 4X SED (without additional A_V=0.50): COS.sp.1514149, B.P=0.206                      Baseline SED (scaled with additional A_V=0.50) calculation for G130M/c1291: COS.sp.1514148, B.P=0.096. Total S/N achieved in 2 x G130M exposures ~10/resel @ 1239A                      sz130_lya2_etc_scaled_pAV0.50.txt; cos,fuv,g130m,c1291,psa,mjd#59305; fp-pos=None, segment=None                      Input file: spring-survey-todo-crp04feb21.csv                      Spectral type: M2 ; A_V: 0.0 ; Distance (pc): 150                      M*: 0.41 ; log(dm/dt): -9.19                      For exptime=547.1 s, spectral region:                      1239.0 +- 1.0 A achieves SNR=10.0 / 6-pix-resel                      A factor of 2.0 has been applied to the exptime in each exposure.                      global countrate (brightest segment): 405.9 cts/s/segment                      brightest pixel: 0.044 cts/s/pix at 1304.8 A                      Calculation performed 2021-02-12T16:29:32, v0.21</p>								
3	G130M/129 (4) SZ130 1-4 (COS.sp.1514149)	COS/FUV, TIME-TAG, PSA	G130M 1291 A	BUFFER-TIME=14 56; FP-POS=4			475 Secs (475 Secs) [==>]	[1]	
<p>Comments: BOP calculation with 4X SED (without additional A_V=0.50): COS.sp.1514149, B.P=0.206                      Baseline SED (scaled with additional A_V=0.50) calculation for G130M/c1291: COS.sp.1514148, B.P=0.096. Total S/N achieved in 2 x G130M exposures ~10/resel @ 1239A                      sz130_lya2_etc_scaled_pAV0.50.txt; cos,fuv,g130m,c1291,psa,mjd#59305; fp-pos=None, segment=None                      Input file: spring-survey-todo-crp04feb21.csv                      Spectral type: M2 ; A_V: 0.0 ; Distance (pc): 150                      M*: 0.41 ; log(dm/dt): -9.19                      For exptime=547.1 s, spectral region:                      1239.0 +- 1.0 A achieves SNR=10.0 / 6-pix-resel                      A factor of 2.0 has been applied to the exptime in each exposure.                      global countrate (brightest segment): 405.9 cts/s/segment                      brightest pixel: 0.044 cts/s/pix at 1304.8 A                      Calculation performed 2021-02-12T16:29:32, v0.21</p>									
4	G160M/158 (4) SZ130 9-3 (COS.sp.1514151)	COS/FUV, TIME-TAG, PSA	G160M 1589 A	BUFFER-TIME=42 57; FP-POS=3			684 Secs (684 Secs) [==>]	[1]	
<p>Comments: BOP calculation with 4X SED (without additional A_V=0.50): COS.sp.1514151, B.P=0.154                      Baseline SED (scaled with additional A_V=0.50) calculation for G160M/c1589: COS.sp.1514150, B.P=0.011. Total S/N achieved in 4 x G160M exposures ~23/resel @ 1548.5A                      sz130_lya2_etc_scaled_pAV0.50.txt; cos,fuv,g160m,c1589,psa,mjd#59305; fp-pos=None, segment=None                      Input file: spring-survey-todo-crp04feb21.csv                      Spectral type: M2 ; A_V: 0.0 ; Distance (pc): 150                      M*: 0.41 ; log(dm/dt): -9.19                      For exptime=765.2 s, spectral region:                      1549.0 +- 1.0 A achieves SNR=20.0 / 6-pix-resel for combined c1589 &amp; c1623                      The exptime for this c1589 exposure has been halved because c1589 &amp; c1623 target the same line.                      A factor of 2.0 has been applied to the exptime in each exposure.                      global countrate (brightest segment): 110.2 cts/s/segment                      brightest pixel: 0.011 cts/s/pix at 1446.2 A                      Calculation performed 2021-02-12T16:29:28, v0.21</p>									

Proposal 16479 - SZ130-COS (IC) - ULLYSES T Tauri Survey Stars in Lupus III and IV

5	G160M/158 (4) SZ130 9-4 (COS.sp.151 4151)	COS/FUV, TIME-TAG, PSA	G160M 1589 A	BUFFER-TIME=42 57; FP-POS=4	684 Secs (684 Secs) [==>]	[2]
<p><i>Comments: BOP calculation with 4X SED (without additional A_V=0.50): COS.sp.1514151, B.P=0.154 Baseline SED (scaled with additional A_V=0.50) calculation for G160M/c1589: COS.sp.1514150, B.P=0.011. Total S/N achieved in 4 x G160M exposures ~23/resel @1548.5A</i></p> <p><i>sz130_lya2_etc_scaled_pAV0.50.txt; cos.fuv,g160m,c1589,psa,mjd#59305; fp-pos=None, segment=None) Input file: spring-survey-todo-crp04feb21.csv Spectral type: M2 ; A_V: 0.0 ; Distance (pc): 150 M*: 0.41 ; log(dm/dt): -9.19 For exptime=765.2 s, spectral region: 1549.0 +- 1.0 A achieves SNR=20.0 / 6-pix-resel for combined c1589 &amp; c1623 The exptime for this c1589 exposure has been halved because c1589 &amp; c1623 target the same line. A factor of 2.0 has been applied to the exptime in each exposure. global countrate (brightest segment): 110.2 cts/s/segment brightest pixel: 0.011 cts/s/pix at 1446.2 A Calculation performed 2021-02-12T16:29:28, v0.21</i></p>						
6	G160M/162 (4) SZ130 3-1 (COS.sp.151 4154)	COS/FUV, TIME-TAG, PSA	G160M 1623 A	BUFFER-TIME=50 34; FP-POS=1	740 Secs (740 Secs) [==>]	[2]
<p><i>Comments: BOP calculation with 4X SED (without additional A_V=0.50): COS.sp.1514154, B.P=0.151 Baseline SED (scaled with additional A_V=0.50) calculation for G160M/c1623: COS.sp.1514153, B.P=0.011. Total S/N achieved in 4 x G160M exposures ~23/resel @1548.5A</i></p> <p><i>sz130_lya2_etc_scaled_pAV0.50.txt; cos.fuv,g160m,c1623,psa,mjd#59305; fp-pos=None, segment=None) Input file: spring-survey-todo-crp04feb21.csv Spectral type: M2 ; A_V: 0.0 ; Distance (pc): 150 M*: 0.41 ; log(dm/dt): -9.19 For exptime=786.0 s, spectral region: 1549.0 +- 1.0 A achieves SNR=20.0 / 6-pix-resel for combined c1589 &amp; c1623 The exptime for this c1623 exposure has been halved because c1589 &amp; c1623 target the same line. A factor of 2.0 has been applied to the exptime in each exposure. global countrate (brightest segment): 104.0 cts/s/segment brightest pixel: 0.011 cts/s/pix at 1446.2 A Calculation performed 2021-02-12T16:29:30, v0.21</i></p>						
7	G160M/162 (4) SZ130 3-2 (COS.sp.151 4154)	COS/FUV, TIME-TAG, PSA	G160M 1623 A	BUFFER-TIME=50 34; FP-POS=2	740 Secs (740 Secs) [==>]	[2]
<p><i>Comments: BOP calculation with 4X SED (without additional A_V=0.50): COS.sp.1514154, B.P=0.151 Baseline SED (scaled with additional A_V=0.50) calculation for G160M/c1623: COS.sp.1514153, B.P=0.011. Total S/N achieved in 4 x G160M exposures ~23/resel @1548.5A</i></p> <p><i>sz130_lya2_etc_scaled_pAV0.50.txt; cos.fuv,g160m,c1623,psa,mjd#59305; fp-pos=None, segment=None) Input file: spring-survey-todo-crp04feb21.csv Spectral type: M2 ; A_V: 0.0 ; Distance (pc): 150 M*: 0.41 ; log(dm/dt): -9.19 For exptime=786.0 s, spectral region: 1549.0 +- 1.0 A achieves SNR=20.0 / 6-pix-resel for combined c1589 &amp; c1623 The exptime for this c1623 exposure has been halved because c1589 &amp; c1623 target the same line. A factor of 2.0 has been applied to the exptime in each exposure. global countrate (brightest segment): 104.0 cts/s/segment brightest pixel: 0.011 cts/s/pix at 1446.2 A Calculation performed 2021-02-12T16:29:30, v0.21</i></p>						



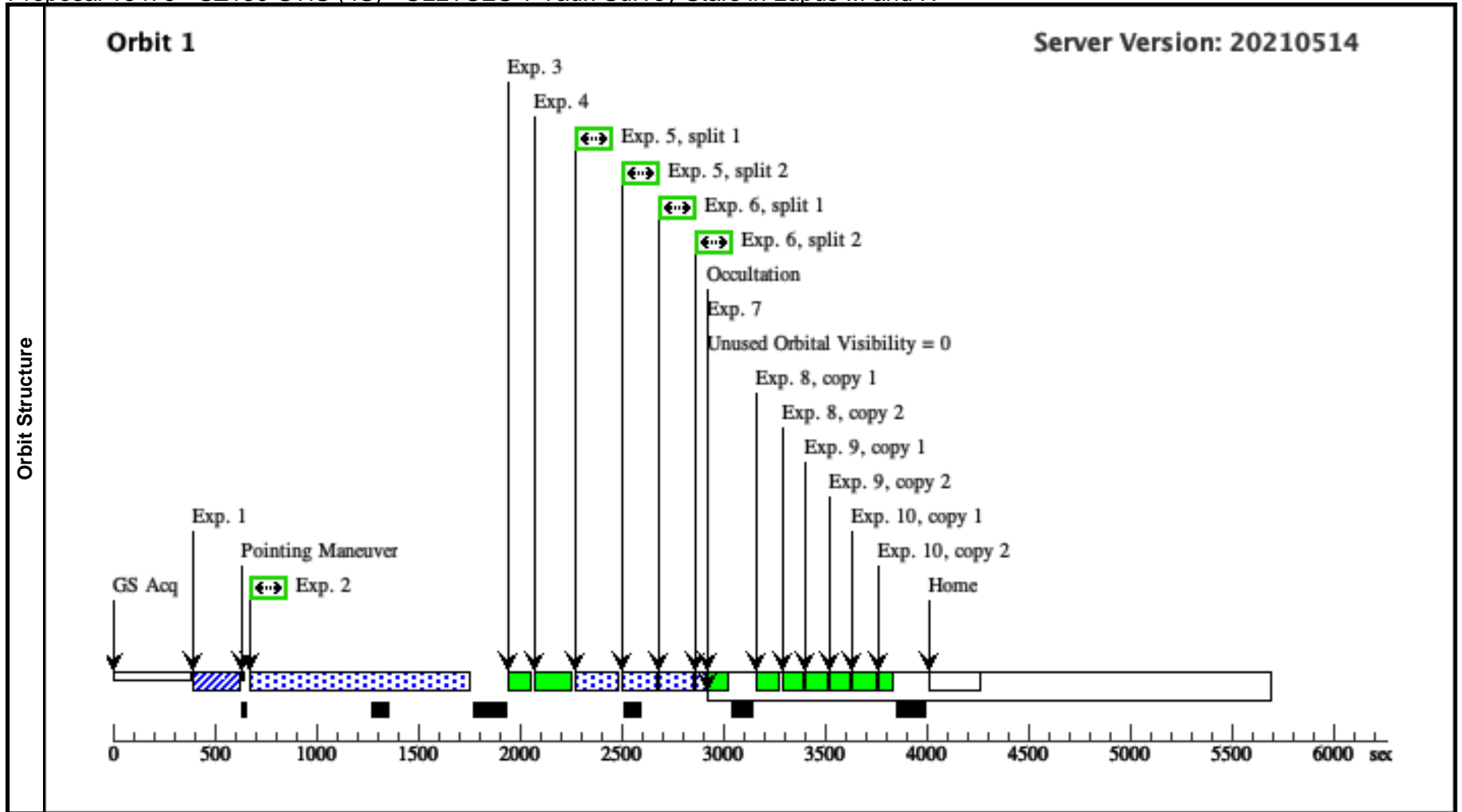
Visit	<p><b>Proposal 16479, SZ130-STIS (4S), failed</b></p> <p><b>Diagnostic Status: No Diagnostics</b></p> <p>Scientific Instruments: STIS/NUV-MAMA, STIS/CCD</p> <p>Special Requirements: SCHED 100%; BETWEEN 27-MAY-2021:07:00 AND 09-JUN-2021:08:45; BETWEEN 10-JUN-2021:09:10 AND 24-JUN-2021:04:05; GROUP 4S,4C WITHIN 1D</p> <p><i>Comments: vstatus; 4S; SZ130; P/STIS approved for submission; P/DS 22/04/21 ; internal review complete ; S/DW 03/05/21</i></p> <p><i>vcheck; Enter targ name &amp; Inst. &amp; Resp. Sci.; SZ130 ; STIS ; DS</i></p> <p><i>vcheck; ETC numbers entered in APT?; Yes</i></p> <p><i>vcheck; Any screening violations?; No</i></p> <p><i>vcheck; M-dwarf check complete and added to box folder?; Yes ...</i></p> <p><i>located at: box/ullyses_tech/ullyses_proposals/survey/revise-mstar-bop.xls</i></p> <p><i>vcheck; S/N ETC calcs done &amp; documented?; Yes</i></p> <p><i>vcheck; Field images checked &amp; saved?; Yes ...</i></p> <p><i>located at: box/ullyses_tech/ullyses_proposals/survey/16479/targets/SZ130/</i></p> <p><i>vcheck; Selected ACQ strategy?; Yes ...</i></p> <p><i>S/N = 80 using R mag with F28X50LP</i></p> <p><i>vcheck; Possible ACQ or Sci spoilers?; No</i></p> <p><i>vcheck; Field BOT clear?; Yes</i></p> <p><i>vcheck; Visual BOT check for stars not in catalog?; Yes</i></p> <p><i>vcheck; Orbit packing finalized?; Yes</i></p> <p><i>vcheck; Buffer times optimized?; Yes</i></p> <p><i>vcheck; Verify visit grouping correct; Yes ...</i></p> <p><i>STIS visit has GROUP 4S,4C WITHIN 1D</i></p> <p><i>vcheck; phase constraint for ground based observations added?; N.A</i></p> <p><i>vcheck; BETWEENS for coordinated observations added?; Yes ...</i></p> <p><i>27 May 2021 07:00 to 09 Jun 2021 08:45 and 10 Jun 2021 09:10 - 24 Jun 2021 04:05</i></p> <p><i>vcheck; Is visit ready for int. review?; Yes</i></p> <p><i>Allocated STIS orbits = 1</i></p>																																		
	<table border="1"> <thead> <tr> <th>#</th> <th>Name</th> <th>Target Coordinates</th> <th>Targ. Coord. Corrections</th> <th>Fluxes</th> <th>Miscellaneous</th> </tr> </thead> <tbody> <tr> <td>(4)</td> <td>SZ130</td> <td>RA: 16 00 31.0225 (240.1292604d)</td> <td>Proper Motion RA: -10.86310373 mas/yr</td> <td>V=14.71</td> <td>Reference Frame: ICRS</td> </tr> <tr> <td></td> <td>Alt Name1: HBC-610</td> <td>Dec: -41 43 37.35 (-41.72704d)</td> <td>Proper Motion Dec: -23.16541921 mas/yr</td> <td>SpT=M2; A_V=0.00; U=15.1; B=15.8; V=14.7; R=13.6; I=12.5;</td> <td></td> </tr> <tr> <td></td> <td>Alt Name2: J16003103-4143369</td> <td>Equinox: J2000</td> <td>Parallax: 0.006239537604"</td> <td>J=10.7</td> <td></td> </tr> <tr> <td></td> <td></td> <td></td> <td>Epoch of Position: 2015.5</td> <td></td> <td></td> </tr> </tbody> </table> <p><i>Comments: Sz130 : HBC 610, J16003103-4143369</i></p> <p><i>Region: Lupus IV</i></p> <p><i>Simbad: <a href="https://simbad.u-strasbg.fr/simbad/sim-id?Ident=2MASS+J16003103-4143369&amp;submit=submit+id">https://simbad.u-strasbg.fr/simbad/sim-id?Ident=2MASS+J16003103-4143369&amp;submit=submit+id</a></i></p> <p><i>Target coordinates are from Gaia DR2.</i></p> <p><i>Spectral type: M2 ; A_V: 0.0 ; Distance (pc): 150</i></p> <p><i>M*: 0.41 ; log(dm/dt): -9.19</i></p> <p><i>Input file: spring-survey-todo-crp04feb21.csv</i></p> <p><i>sz130_lya2_etc_scaled_pAV0.50.txt</i></p> <p><i>Calculation performed 2021-02-12T16:29:33, v0.6</i></p> <p>-----</p> <p><i>tstatus: SZ130; P/COS ready for internal review; S/STIS ready for internal review; P/DS 26/03/21; S/DS 26/03/21</i></p> <p><i>tcheck; APT/SIMBAD target names: ; SZ130 ...</i></p> <p><i>Default SIMBAD name is SZ 130, aka TIC 59183599, Gaia DR2 DR2 5995197552601942528</i></p> <p><i>tcheck; Target info verification status?; OK ...</i></p> <p><i>Flam(U) = 1.3e-14 at 3530 Angstroms, Flam(B) = 2.1e-15 at 4440 Angstroms (lowest), Flam(V) = 4.3e-15 at 5540 Angstroms (lowest), Flam(R) = 8.3e-15 at 6470 Angstroms, and Flam(I) = 1.3e-14 at 7890 Angstroms from Vizier photometry viewer linked from SIMBAD page.</i></p> <p><i>tcheck; Coordinates &amp; P.M. verified, epoch checked?; Yes</i></p> <p><i>tcheck; Adopted SED compared to Observations?; Yes ...</i></p> <p><i>located at: box/ullyses_tech/ullyses_proposals/survey/16479/targets/SZ130/SZ130_photcomp.png</i></p> <p><i>Category=STAR</i></p> <p><i>Description=[T TAURI STAR, PRE-MAIN SEQUENCE STAR]</i></p> <p><i>Extended=NO</i></p>						#	Name	Target Coordinates	Targ. Coord. Corrections	Fluxes	Miscellaneous	(4)	SZ130	RA: 16 00 31.0225 (240.1292604d)	Proper Motion RA: -10.86310373 mas/yr	V=14.71	Reference Frame: ICRS		Alt Name1: HBC-610	Dec: -41 43 37.35 (-41.72704d)	Proper Motion Dec: -23.16541921 mas/yr	SpT=M2; A_V=0.00; U=15.1; B=15.8; V=14.7; R=13.6; I=12.5;			Alt Name2: J16003103-4143369	Equinox: J2000	Parallax: 0.006239537604"	J=10.7					Epoch of Position: 2015.5	
#	Name	Target Coordinates	Targ. Coord. Corrections	Fluxes	Miscellaneous																														
(4)	SZ130	RA: 16 00 31.0225 (240.1292604d)	Proper Motion RA: -10.86310373 mas/yr	V=14.71	Reference Frame: ICRS																														
	Alt Name1: HBC-610	Dec: -41 43 37.35 (-41.72704d)	Proper Motion Dec: -23.16541921 mas/yr	SpT=M2; A_V=0.00; U=15.1; B=15.8; V=14.7; R=13.6; I=12.5;																															
	Alt Name2: J16003103-4143369	Equinox: J2000	Parallax: 0.006239537604"	J=10.7																															
			Epoch of Position: 2015.5																																
Fixed Targets																																			

Proposal 16479 - SZ130-STIS (4S) - ULLYSES T Tauri Survey Stars in Lupus III and IV

#	Label (ETC Run)	Target	Config,Mode,Aperture	Spectral Els.	Opt. Params.	Special Reqs.	Groups	Exp. Time (Total)/[Actual Dur.]	Orbit	
Exposures	1	ACQ (4) SZ130 (STIS.ta.1513951)	STIS/CCD, ACQ, F28X50LP	MIRROR				0.40 Secs (0.4 Secs) [==>]	[1]	
	<p><i>Comments: Calculation with baseline SED (scaled with additional A_V=0.50), normalized to R=13.6 vegamag, for STIS/CCD/F28X50LP with S/N=80: STIS.ta.1513951</i>  <i>BOP calculation with 4X baseline SED (without additional A_V=0.50), normalized to R=12.0 vegamag: STIS.ta.1513952</i></p>									
	2	G230L/2376 (4) SZ130 (STIS.sp.1513989)	STIS/NUV-MAMA, TIME-TAG, 52X2	G230L 2376 A	WAVECAL=NO; BUFFER-TIME=464			929.4 Secs (929.4 Secs) [==>]	[1]	
	<p><i>Comments: BOP calculation with 4X SED (without additional A_V=0.50): STIS.sp.1513989, B.P=11.978</i>  <i>Baseline SED (scaled with additional A_V=0.50) calculation for G230L: STIS.sp.1513988, B.P=1.235</i></p> <p><i>sz130_lya2_etc_scaled_pAV0.50.txt; stis,nuvmama,g230l,c2376,52x2,mjd#59305</i>  <i>Input file: spring-survey-todo-crp04feb21.csv</i>  <i>Spectral type: M2 ; A_V: 0.0 ; Distance (pc): 150</i>  <i>M*: 0.41 ; log(dm/dt): -9.19</i>  <i>For exptime=65.7 s, spectral region:</i>  <i>2800.0 +- 15.0 A achieves SNR=20.0 / 2-pix-resel</i>  <i>A factor of 2.0 has been applied to the exptime in each exposure.</i>  <i>global countrate (brightest segment): 2444.9 cts/s/segment</i>  <i>brightest pixel: 1.240 cts/s/pix at 2796.8 A</i>  <i>Calculation performed 2021-02-12T16:29:32, v0.21</i></p>									
	3	G230L/2376 WAVE WAVECAL	STIS/NUV-MAMA, ACCUM, 52X0.1	G230L 2376 A				[==>]	[1]	
4	G430L/4300 WAVE WAVECAL	STIS/CCD, ACCUM, 52X0.1	G430L 4300 A				[==>]	[1]		
5	G430L/4300 (4) SZ130 (STIS.sp.1513974)	STIS/CCD, ACCUM, 52X2	G430L 4300 A	WAVECAL=NO; CR-SPLIT=2; GAIN=4			275 Secs (275 Secs) [==>(Split 1)] [==>(Split 2)]	[1]		
<p><i>Comments: Calculation with baseline SED (scaled with additional A_V=0.50), normalized to Flam(B)=2.1e-15 ergs/s/cm^2/Ang at 4440 A, for G430L: STIS.sp.1513974, B.P=9.285</i>  <i>BOP calculation with 4X SED (without additional A_V=0.50) no normalization: STIS.sp.1513977, B.P=279.255</i></p> <p><i>sz130_lya2_etc_scaled_pAV0.50.txt; stis,ccd,g430l,c4300,52x2,mjd#59305</i>  <i>WARNING: operating mode = ACCUM</i>  <i>Input file: spring-survey-todo-crp04feb21.csv</i>  <i>Spectral type: M2 ; A_V: 0.0 ; Distance (pc): 150</i>  <i>M*: 0.41 ; log(dm/dt): -9.19</i>  <i>For exptime=28.2 s, n_reads=2, spectral region:</i>  <i>4000.0 +- 5.0 A achieves SNR=20.0 / 2-pix-resel</i>  <i>A factor of 2.0 has been applied to the exptime in each exposure.</i>  <i>global countrate (brightest segment): 50877.5 cts/s/segment</i>  <i>brightest pixel: 35.554 cts/s/pix at 4560.5 A</i>  <i>Calculation performed 2021-02-12T16:29:32, v0.21</i></p>										

Proposal 16479 - SZ130-STIS (4S) - ULLYSES T Tauri Survey Stars in Lupus III and IV

6	G750L/7751 (4) SZ130 (STIS.sp.15 13986)	STIS/CCD, ACCUM, 52X2	G750L 7751 A	WAVECAL=NO; CR-SPLIT=2; GAIN=1	25 Secs (25 Secs)	
					[==>(Split 1)]	[1]
<p><i>Comments: Calculation with baseline SED (scaled with additional A_V=0.50), normalized to Flam(V)=4.3e-15 ergs/s/cm^2/Ang at 5540 A, for G750L: STIS.sp.1513986, B.P=57.527</i>  <i>BOP calculation with 4X SED (without additional A_V=0.50) and no normalization: STIS.sp.1513987, B.P=1739.984</i></p> <p><i>sz130_lya2_etc_scaled_pAV0.50.txt; stis,ccd,g750l,c7751,52x2,mjd#59305</i>  <i>WARNING: operating mode = ACCUM</i>  <i>Input file: spring-survey-todo-crp04feb21.csv</i>  <i>Spectral type: M2 ; A_V: 0.0 ; Distance (pc): 150</i>  <i>M*: 0.41 ; log(dm/dt): -9.19</i>  <i>For exptime=2.8 s, n_reads=2, spectral region:</i>  <i>5700.0 +- 5.0 A achieves SNR=20.0 / 2-pix-resel</i>  <i>A factor of 2.0 has been applied to the exptime in each exposure.</i>  <i>global countrate (brightest segment): 120930.9 cts/s/segment</i>  <i>brightest pixel: 257.350 cts/s/pix at 6563.9 A</i>  <i>Calculation performed 2021-02-12T16:29:33, v0.21</i></p>						
7	G750L/7751 WAVE WAVECAL	STIS/CCD, ACCUM, 52X0.1	G750L 7751 A		[==>]	[1]
8	G750L/7751 CCDFLAT CCDFLAT 1	STIS/CCD, ACCUM, 0.3X0.09	G750L 7751 A		[==>(Copy 1)] [==>(Copy 2)]	[1]
9	G750L/7751 CCDFLAT CCDFLAT 2	STIS/CCD, ACCUM, 52X0.1	G750L 7751 A		[==>(Copy 1)] [==>(Copy 2)]	[1]
10	G750L/7751 CCDFLAT CCDFLAT 3	STIS/CCD, ACCUM, 52X2	G750L 7751 A		[==>(Copy 1)] [==>(Copy 2)]	[1]



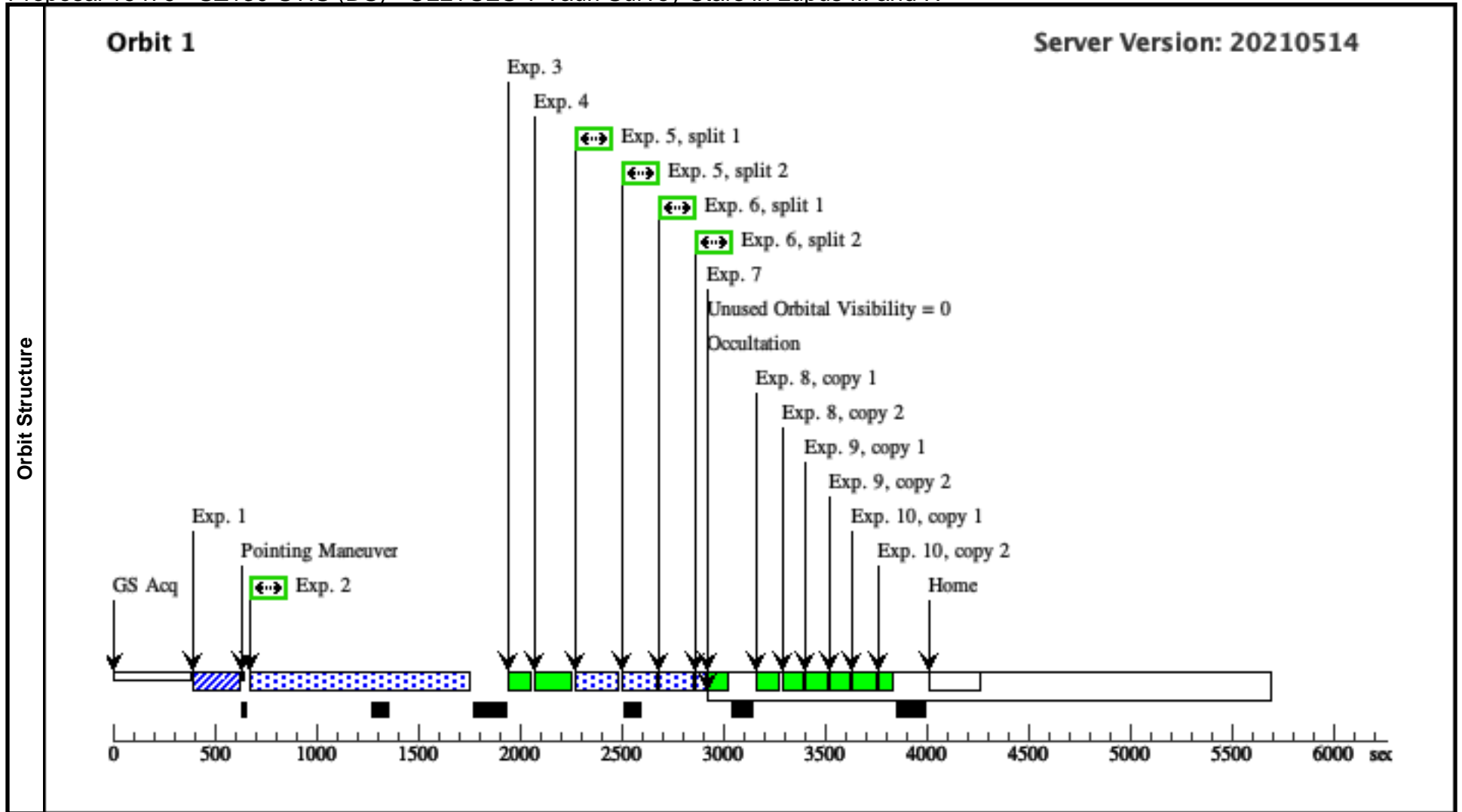
Visit	<p><b>Proposal 16479, SZ130-STIS (DS), failed</b></p> <p><b>Diagnostic Status: No Diagnostics</b></p> <p>Scientific Instruments: STIS/NUV-MAMA, STIS/CCD</p> <p>Special Requirements: SCHED 100%; GROUP DS,DC WITHIN 1D</p> <p><i>Comments: vstatus; 4S; SZ130; P/STIS approved for submission; P/DS 22/04/21 ; internal review complete ; S/DW 03/05/21</i></p> <p><i>vcheck; Enter targ name &amp; Inst. &amp; Resp. Sci.; SZ130 ; STIS ; DS</i></p> <p><i>vcheck; ETC numbers entered in APT?; Yes</i></p> <p><i>vcheck; Any screening violations?; No</i></p> <p><i>vcheck; M-dwarf check complete and added to box folder?; Yes ...</i></p> <p><i>located at: box/ullyses_tech/ullyses_proposals/survey/revise-mstar-bop.xls</i></p> <p><i>vcheck; S/N ETC calcs done &amp; documented?; Yes</i></p> <p><i>vcheck; Field images checked &amp; saved?; Yes ...</i></p> <p><i>located at: box/ullyses_tech/ullyses_proposals/survey/16479/targets/SZ130/</i></p> <p><i>vcheck; Selected ACQ strategy?; Yes ...</i></p> <p><i>S/N = 80 using R mag with F28X50LP</i></p> <p><i>vcheck; Possible ACQ or Sci spoilers?; No</i></p> <p><i>vcheck; Field BOT clear?; Yes</i></p> <p><i>vcheck; Visual BOT check for stars not in catalog?; Yes</i></p> <p><i>vcheck; Orbit packing finalized?; Yes</i></p> <p><i>vcheck; Buffer times optimized?; Yes</i></p> <p><i>vcheck; Verify visit grouping correct; Yes ...</i></p> <p><i>STIS visit has GROUP 4S,4C WITHIN 1D</i></p> <p><i>vcheck; phase constraint for ground based observations added?; N.A</i></p> <p><i>vcheck; BETWEENS for coordinated observations added?; Yes ...</i></p> <p><i>27 May 2021 07:00 to 09 Jun 2021 08:45 and 10 Jun 2021 09:10 - 24 Jun 2021 04:05</i></p> <p><i>vcheck; Is visit ready for int. review?; Yes</i></p> <p><i>Allocated STIS orbits = 1</i></p>																																		
	<table border="1"> <thead> <tr> <th>#</th> <th>Name</th> <th>Target Coordinates</th> <th>Targ. Coord. Corrections</th> <th>Fluxes</th> <th>Miscellaneous</th> </tr> </thead> <tbody> <tr> <td>(4)</td> <td>SZ130</td> <td>RA: 16 00 31.0225 (240.1292604d)</td> <td>Proper Motion RA: -10.86310373 mas/yr</td> <td>V=14.71</td> <td>Reference Frame: ICRS</td> </tr> <tr> <td></td> <td>Alt Name1: HBC-610</td> <td>Dec: -41 43 37.35 (-41.72704d)</td> <td>Proper Motion Dec: -23.16541921 mas/yr</td> <td>SpT=M2; A_V=0.00; U=15.1; B=15.8; V=14.7; R=13.6; I=12.5; J=10.7</td> <td></td> </tr> <tr> <td></td> <td>Alt Name2: J16003103-4143369</td> <td>Equinox: J2000</td> <td>Parallax: 0.006239537604"</td> <td></td> <td></td> </tr> <tr> <td></td> <td></td> <td></td> <td>Epoch of Position: 2015.5</td> <td></td> <td></td> </tr> </tbody> </table> <p><i>Comments: Sz130 : HBC 610, J16003103-4143369</i></p> <p><i>Region: Lupus IV</i></p> <p><i>Simbad: <a href="https://simbad.u-strasbg.fr/simbad/sim-id?Ident=2MASS+J16003103-4143369&amp;submit=submit+id">https://simbad.u-strasbg.fr/simbad/sim-id?Ident=2MASS+J16003103-4143369&amp;submit=submit+id</a></i></p> <p><i>Target coordinates are from Gaia DR2.</i></p> <p><i>Spectral type: M2 ; A_V: 0.0 ; Distance (pc): 150</i></p> <p><i>M*: 0.41 ; log(dm/dt): -9.19</i></p> <p><i>Input file: spring-survey-todo-crp04feb21.csv</i></p> <p><i>sz130_lya2_etc_scaled_pAV0.50.txt</i></p> <p><i>Calculation performed 2021-02-12T16:29:33, v0.6</i></p> <p>-----</p> <p><i>tstatus; SZ130; P/COS ready for internal review; S/STIS ready for internal review; P/DS 26/03/21; S/DS 26/03/21</i></p> <p><i>tcheck; APT/SIMBAD target names: ; SZ130 ...</i></p> <p><i>Default SIMBAD name is SZ 130, aka TIC 59183599, Gaia DR2 DR2 5995197552601942528</i></p> <p><i>tcheck; Target info verification status?; OK ...</i></p> <p><i>Flam(U) = 1.3e-14 at 3530 Angstroms, Flam(B) = 2.1e-15 at 4440 Angstroms (lowest), Flam(V) = 4.3e-15 at 5540 Angstroms (lowest), Flam(R) = 8.3e-15 at 6470 Angstroms, and Flam(I) = 1.3e-14 at 7890 Angstroms from Vizier photometry viewer linked from SIMBAD page.</i></p> <p><i>tcheck; Coordinates &amp; P.M. verified, epoch checked?; Yes</i></p> <p><i>tcheck; Adopted SED compared to Observations?; Yes ...</i></p> <p><i>located at: box/ullyses_tech/ullyses_proposals/survey/16479/targets/SZ130/SZ130_photcomp.png</i></p> <p><i>Category=STAR</i></p> <p><i>Description=[T TAURI STAR, PRE-MAIN SEQUENCE STAR]</i></p> <p><i>Extended=NO</i></p>						#	Name	Target Coordinates	Targ. Coord. Corrections	Fluxes	Miscellaneous	(4)	SZ130	RA: 16 00 31.0225 (240.1292604d)	Proper Motion RA: -10.86310373 mas/yr	V=14.71	Reference Frame: ICRS		Alt Name1: HBC-610	Dec: -41 43 37.35 (-41.72704d)	Proper Motion Dec: -23.16541921 mas/yr	SpT=M2; A_V=0.00; U=15.1; B=15.8; V=14.7; R=13.6; I=12.5; J=10.7			Alt Name2: J16003103-4143369	Equinox: J2000	Parallax: 0.006239537604"						Epoch of Position: 2015.5	
#	Name	Target Coordinates	Targ. Coord. Corrections	Fluxes	Miscellaneous																														
(4)	SZ130	RA: 16 00 31.0225 (240.1292604d)	Proper Motion RA: -10.86310373 mas/yr	V=14.71	Reference Frame: ICRS																														
	Alt Name1: HBC-610	Dec: -41 43 37.35 (-41.72704d)	Proper Motion Dec: -23.16541921 mas/yr	SpT=M2; A_V=0.00; U=15.1; B=15.8; V=14.7; R=13.6; I=12.5; J=10.7																															
	Alt Name2: J16003103-4143369	Equinox: J2000	Parallax: 0.006239537604"																																
			Epoch of Position: 2015.5																																

Proposal 16479 - SZ130-STIS (DS) - ULLYSES T Tauri Survey Stars in Lupus III and IV

#	Label (ETC Run)	Target	Config,Mode,Aperture	Spectral Els.	Opt. Params.	Special Reqs.	Groups	Exp. Time (Total)/[Actual Dur.]	Orbit	
Exposures	1	ACQ (4) SZ130 (STIS.ta.1513951)	STIS/CCD, ACQ, F28X50LP	MIRROR				0.40 Secs (0.4 Secs) [==>]	[1]	
	<p><i>Comments: Calculation with baseline SED (scaled with additional A_V=0.50), normalized to R=13.6 vegamag, for STIS/CCD/F28X50LP with S/N=80: STIS.ta.1513951</i>  <i>BOP calculation with 4X baseline SED (without additional A_V=0.50), normalized to R=12.0 vegamag: STIS.ta.1513952</i></p>									
	2	G230L/2376 (4) SZ130 (STIS.sp.1513989)	STIS/NUV-MAMA, TIME-TAG, 52X2	G230L 2376 A	WAVECAL=NO; BUFFER-TIME=46 4			929.4 Secs (929.4 Secs) [==>]	[1]	
	<p><i>Comments: BOP calculation with 4X SED (without additional A_V=0.50): STIS.sp.1513989, B.P=11.978</i>  <i>Baseline SED (scaled with additional A_V=0.50) calculation for G230L: STIS.sp.1513988, B.P=1.235</i></p> <p><i>sz130_lya2_etc_scaled_pAV0.50.txt; stis,nuvmama,g230l,c2376,52x2,mjd#59305</i>  <i>Input file: spring-survey-todo-crp04feb21.csv</i>  <i>Spectral type: M2 ; A_V: 0.0 ; Distance (pc): 150</i>  <i>M*: 0.41 ; log(dm/dt): -9.19</i>  <i>For exptime=65.7 s, spectral region:</i>  <i>2800.0 +- 15.0 A achieves SNR=20.0 / 2-pix-resel</i>  <i>A factor of 2.0 has been applied to the exptime in each exposure.</i>  <i>global countrate (brightest segment): 2444.9 cts/s/segment</i>  <i>brightest pixel: 1.240 cts/s/pix at 2796.8 A</i>  <i>Calculation performed 2021-02-12T16:29:32, v0.21</i></p>									
	3	G230L/2376 WAVE WAVECAL	STIS/NUV-MAMA, ACCUM, 52X0.1	G230L 2376 A				[==>]	[1]	
4	G430L/4300 WAVE WAVECAL	STIS/CCD, ACCUM, 52X0.1	G430L 4300 A				[==>]	[1]		
5	G430L/4300 (4) SZ130 (STIS.sp.1513974)	STIS/CCD, ACCUM, 52X2	G430L 4300 A	WAVECAL=NO; CR-SPLIT=2; GAIN=4			275 Secs (275 Secs) [==>(Split 1)] [==>(Split 2)]	[1]		
<p><i>Comments: Calculation with baseline SED (scaled with additional A_V=0.50), normalized to Flam(B)=2.1e-15 ergs/s/cm^2/Ang at 4440 A, for G430L: STIS.sp.1513974, B.P=9.285</i>  <i>BOP calculation with 4X SED (without additional A_V=0.50) no normalization: STIS.sp.1513977, B.P=279.255</i></p> <p><i>sz130_lya2_etc_scaled_pAV0.50.txt; stis,ccd,g430l,c4300,52x2,mjd#59305</i>  <i>WARNING: operating mode = ACCUM</i>  <i>Input file: spring-survey-todo-crp04feb21.csv</i>  <i>Spectral type: M2 ; A_V: 0.0 ; Distance (pc): 150</i>  <i>M*: 0.41 ; log(dm/dt): -9.19</i>  <i>For exptime=28.2 s, n_reads=2, spectral region:</i>  <i>4000.0 +- 5.0 A achieves SNR=20.0 / 2-pix-resel</i>  <i>A factor of 2.0 has been applied to the exptime in each exposure.</i>  <i>global countrate (brightest segment): 50877.5 cts/s/segment</i>  <i>brightest pixel: 35.554 cts/s/pix at 4560.5 A</i>  <i>Calculation performed 2021-02-12T16:29:32, v0.21</i></p>										

Proposal 16479 - SZ130-STIS (DS) - ULLYSES T Tauri Survey Stars in Lupus III and IV

6	G750L/7751 (4) SZ130 (STIS.sp.15 13986)	STIS/CCD, ACCUM, 52X2	G750L 7751 A	WAVECAL=NO; CR-SPLIT=2; GAIN=1	25 Secs (25 Secs)	
					[==>(Split 1)]	[1]
<p><i>Comments: Calculation with baseline SED (scaled with additional A_V=0.50), normalized to Flam(V)=4.3e-15 ergs/s/cm^2/Ang at 5540 A, for G750L: STIS.sp.1513986, B.P=57.527</i>  <i>BOP calculation with 4X SED (without additional A_V=0.50) and no normalization: STIS.sp.1513987, B.P=1739.984</i></p> <p><i>sz130_lya2_etc_scaled_pAV0.50.txt; stis.ccd,g750l,c7751,52x2,mjd#59305</i>  <i>WARNING: operating mode = ACCUM</i>  <i>Input file: spring-survey-todo-crp04feb21.csv</i>  <i>Spectral type: M2 ; A_V: 0.0 ; Distance (pc): 150</i>  <i>M*: 0.41 ; log(dm/dt): -9.19</i>  <i>For exptime=2.8 s, n_reads=2, spectral region:</i>  <i>5700.0 +- 5.0 A achieves SNR=20.0 / 2-pix-resel</i>  <i>A factor of 2.0 has been applied to the exptime in each exposure.</i>  <i>global countrate (brightest segment): 120930.9 cts/s/segment</i>  <i>brightest pixel: 257.350 cts/s/pix at 6563.9 A</i>  <i>Calculation performed 2021-02-12T16:29:33, v0.21</i></p>						
7	G750L/7751 WAVE WAVECAL	STIS/CCD, ACCUM, 52X0.1	G750L 7751 A		[==>]	[1]
8	G750L/7751 CCDFLAT CCDFLAT 1	STIS/CCD, ACCUM, 0.3X0.09	G750L 7751 A		[==>(Copy 1)] [==>(Copy 2)]	[1]
9	G750L/7751 CCDFLAT CCDFLAT 2	STIS/CCD, ACCUM, 52X0.1	G750L 7751 A		[==>(Copy 1)] [==>(Copy 2)]	[1]
10	G750L/7751 CCDFLAT CCDFLAT 3	STIS/CCD, ACCUM, 52X2	G750L 7751 A		[==>(Copy 1)] [==>(Copy 2)]	[1]



<b>Visit</b>	<p><b>Proposal 16479, SZ130-STIS (IS), completed</b></p> <p><b>Diagnostic Status: No Diagnostics</b></p> <p>Scientific Instruments: STIS/NUV-MAMA, STIS/CCD</p> <p>Special Requirements: SCHED 100%; BETWEEN 06-AUG-2021:00:00:00 AND 31-AUG-2021:00:00:00; GROUP IS,IC WITHIN 1D</p> <p><i>Comments: vstatus; IS; SZ130; P/STIS approved for submission; P/DS 22/04/21 ; internal review complete ; S/DW 03/05/21</i></p> <p><i>vcheck; Enter targ name &amp; Inst. &amp; Resp. Sci.; SZ130 ; STIS ; DS</i></p> <p><i>vcheck; ETC numbers entered in APT?; Yes</i></p> <p><i>vcheck; Any screening violations?; No</i></p> <p><i>vcheck; M-dwarf check complete and added to box folder?; Yes ...</i></p> <p><i>located at: box/ullyses_tech/ullyses_proposals/survey/revise-mstar-bop.xls</i></p> <p><i>vcheck; S/N ETC calcs done &amp; documented?; Yes</i></p> <p><i>vcheck; Field images checked &amp; saved?; Yes ...</i></p> <p><i>located at: box/ullyses_tech/ullyses_proposals/survey/16479/targets/SZ130/</i></p> <p><i>vcheck; Selected ACQ strategy?; Yes ...</i></p> <p><i>S/N = 80 using R mag with F28X50LP</i></p> <p><i>vcheck; Possible ACQ or Sci spoilers?; No</i></p> <p><i>vcheck; Field BOT clear?; Yes</i></p> <p><i>vcheck; Visual BOT check for stars not in catalog?; Yes</i></p> <p><i>vcheck; Orbit packing finalized?; Yes</i></p> <p><i>vcheck; Buffer times optimized?; Yes</i></p> <p><i>vcheck; Verify visit grouping correct; Yes ...</i></p> <p><i>STIS visit has GROUP IS,IC WITHIN 1D</i></p> <p><i>vcheck; phase constraint for ground based observations added?; N.A</i></p> <p><i>vcheck; BETWEENS for coordinated observations added?; Yes ...</i></p> <p><i>06 Aug 2021 00:00 to 31 Aug 2021 00:00</i></p> <p><i>vcheck; Is visit ready for int. review?; Yes</i></p> <p><i>Allocated STIS orbits = 1</i></p> <p><i>Repeat of failed visit DS under HOPR 92054</i></p>																																	
	<table border="1"> <thead> <tr> <th>#</th> <th>Name</th> <th>Target Coordinates</th> <th>Targ. Coord. Corrections</th> <th>Fluxes</th> <th>Miscellaneous</th> </tr> </thead> <tbody> <tr> <td>(4)</td> <td>SZ130</td> <td>RA: 16 00 31.0225 (240.1292604d)</td> <td>Proper Motion RA: -10.86310373 mas/yr</td> <td>V=14.71</td> <td>Reference Frame: ICRS</td> </tr> <tr> <td></td> <td>Alt Name1: HBC-610</td> <td>Dec: -41 43 37.35 (-41.72704d)</td> <td>Proper Motion Dec: -23.16541921 mas/yr</td> <td>SpT=M2; A_V=0.00; U=15.1; B=15.8; V=14.7; R=13.6; I=12.5; J=10.7</td> <td></td> </tr> <tr> <td></td> <td>Alt Name2: J16003103-4143369</td> <td>Equinox: J2000</td> <td>Parallax: 0.006239537604"</td> <td></td> <td></td> </tr> <tr> <td></td> <td></td> <td></td> <td>Epoch of Position: 2015.5</td> <td></td> <td></td> </tr> </tbody> </table> <p><i>Comments: Sz130 : HBC 610, J16003103-4143369</i></p> <p><i>Region: Lupus IV</i></p> <p><i>Simbad: <a href="https://simbad.u-strasbg.fr/simbad/sim-id?Ident=2MASS+J16003103-4143369&amp;submit=submit+id">https://simbad.u-strasbg.fr/simbad/sim-id?Ident=2MASS+J16003103-4143369&amp;submit=submit+id</a></i></p> <p><i>Target coordinates are from Gaia DR2.</i></p> <p><i>Spectral type: M2 ; A_V: 0.0 ; Distance (pc): 150</i></p> <p><i>M*: 0.41 ; log(dm/dt): -9.19</i></p> <p><i>Input file: spring-survey-todo-crp04feb21.csv</i></p> <p><i>sz130_lya2_etc_scaled_pAV0.50.txt</i></p> <p><i>Calculation performed 2021-02-12T16:29:33, v0.6</i></p> <p>-----</p> <p><i>tstatus; SZ130; P/COS ready for internal review; S/STIS ready for internal review; P/DS 26/03/21; S/DS 26/03/21</i></p> <p><i>tcheck; APT/SIMBAD target names: ; SZ130 ...</i></p> <p><i>Default SIMBAD name is SZ 130, aka TIC 59183599, Gaia DR2 DR2 5995197552601942528</i></p> <p><i>tcheck; Target info verification status?; OK ...</i></p> <p><i>Flam(U) = 1.3e-14 at 3530 Angstroms, Flam(B) = 2.1e-15 at 4440 Angstroms (lowest), Flam(V) = 4.3e-15 at 5540 Angstroms (lowest), Flam(R) = 8.3e-15 at 6470 Angstroms, and Flam(I) = 1.3e-14 at 7890 Angstroms from Vizier photometry viewer linked from SIMBAD page.</i></p> <p><i>tcheck; Coordinates &amp; P.M. verified, epoch checked?; Yes</i></p> <p><i>tcheck; Adopted SED compared to Observations?; Yes ...</i></p> <p><i>located at: box/ullyses_tech/ullyses_proposals/survey/16479/targets/SZ130/SZ130_photcomp.png</i></p> <p><i>Category=STAR</i></p> <p><i>Description=[T TAURI STAR, PRE-MAIN SEQUENCE STAR]</i></p> <p><i>Extended=NO</i></p>					#	Name	Target Coordinates	Targ. Coord. Corrections	Fluxes	Miscellaneous	(4)	SZ130	RA: 16 00 31.0225 (240.1292604d)	Proper Motion RA: -10.86310373 mas/yr	V=14.71	Reference Frame: ICRS		Alt Name1: HBC-610	Dec: -41 43 37.35 (-41.72704d)	Proper Motion Dec: -23.16541921 mas/yr	SpT=M2; A_V=0.00; U=15.1; B=15.8; V=14.7; R=13.6; I=12.5; J=10.7			Alt Name2: J16003103-4143369	Equinox: J2000	Parallax: 0.006239537604"						Epoch of Position: 2015.5	
#	Name	Target Coordinates	Targ. Coord. Corrections	Fluxes	Miscellaneous																													
(4)	SZ130	RA: 16 00 31.0225 (240.1292604d)	Proper Motion RA: -10.86310373 mas/yr	V=14.71	Reference Frame: ICRS																													
	Alt Name1: HBC-610	Dec: -41 43 37.35 (-41.72704d)	Proper Motion Dec: -23.16541921 mas/yr	SpT=M2; A_V=0.00; U=15.1; B=15.8; V=14.7; R=13.6; I=12.5; J=10.7																														
	Alt Name2: J16003103-4143369	Equinox: J2000	Parallax: 0.006239537604"																															
			Epoch of Position: 2015.5																															

Proposal 16479 - SZ130-STIS (IS) - ULLYSES T Tauri Survey Stars in Lupus III and IV

#	Label (ETC Run)	Target	Config,Mode,Aperture	Spectral Els.	Opt. Params.	Special Reqs.	Groups	Exp. Time (Total)/[Actual Dur.]	Orbit
Exposures	1	ACQ (4) SZ130 (STIS.ta.151 3951)	STIS/CCD, ACQ, F28X50LP	MIRROR				0.40 Secs (0.4 Secs) [==>]	[1]
	<p><i>Comments: Calculation with baseline SED (scaled with additional A_V=0.50), normalized to R=13.6 vegamag, for STIS/CCD/F28X50LP with S/N=80: STIS.ta.1513951</i>  <i>BOP calculation with 4X baseline SED (without additional A_V=0.50), normalized to R=12.0 vegamag: STIS.ta.1513952</i></p>								
	2	G230L/2376 (4) SZ130 (STIS.sp.15 13989)	STIS/NUV-MAMA, TIME-TAG, 52X2	G230L 2376 A	WAVECAL=NO; BUFFER-TIME=46 4			929.4 Secs (929.4 Secs) [==>]	[1]
	<p><i>Comments: BOP calculation with 4X SED (without additional A_V=0.50): STIS.sp.1513989, B.P=11.978</i>  <i>Baseline SED (scaled with additional A_V=0.50) calculation for G230L: STIS.sp.1513988, B.P=1.235</i></p> <p><i>sz130_lya2_etc_scaled_pAV0.50.txt; stis,nuvmama,g230l,c2376,52x2,mjd#59305</i>  <i>Input file: spring-survey-todo-crp04feb21.csv</i>  <i>Spectral type: M2 ; A_V: 0.0 ; Distance (pc): 150</i>  <i>M*: 0.41 ; log(dm/dt): -9.19</i>  <i>For exptime=65.7 s, spectral region:</i>  <i>2800.0 +- 15.0 A achieves SNR=20.0 / 2-pix-resel</i>  <i>A factor of 2.0 has been applied to the exptime in each exposure.</i>  <i>global countrate (brightest segment): 2444.9 cts/s/segment</i>  <i>brightest pixel: 1.240 cts/s/pix at 2796.8 A</i>  <i>Calculation performed 2021-02-12T16:29:32, v0.21</i></p>								
	3	G230L/2376 WAVE WAVECAL	STIS/NUV-MAMA, ACCUM, 52X0.1	G230L 2376 A				[==>]	[1]
4	G430L/4300 WAVE WAVECAL	STIS/CCD, ACCUM, 52X0.1	G430L 4300 A				[==>]	[1]	
5	G430L/4300 (4) SZ130 (STIS.sp.15 13974)	STIS/CCD, ACCUM, 52X2	G430L 4300 A	WAVECAL=NO; CR-SPLIT=2; GAIN=4			275 Secs (275 Secs) [==>(Split 1)] [==>(Split 2)]	[1]	
<p><i>Comments: Calculation with baseline SED (scaled with additional A_V=0.50), normalized to Flam(B)=2.1e-15 ergs/s/cm^2/Ang at 4440 A, for G430L: STIS.sp.1513974, B.P=9.285</i>  <i>BOP calculation with 4X SED (without additional A_V=0.50) no normalization: STIS.sp.1513977, B.P=279.255</i></p> <p><i>sz130_lya2_etc_scaled_pAV0.50.txt; stis,ccd,g430l,c4300,52x2,mjd#59305</i>  <i>WARNING: operating mode = ACCUM</i>  <i>Input file: spring-survey-todo-crp04feb21.csv</i>  <i>Spectral type: M2 ; A_V: 0.0 ; Distance (pc): 150</i>  <i>M*: 0.41 ; log(dm/dt): -9.19</i>  <i>For exptime=28.2 s, n_reads=2, spectral region:</i>  <i>4000.0 +- 5.0 A achieves SNR=20.0 / 2-pix-resel</i>  <i>A factor of 2.0 has been applied to the exptime in each exposure.</i>  <i>global countrate (brightest segment): 50877.5 cts/s/segment</i>  <i>brightest pixel: 35.554 cts/s/pix at 4560.5 A</i>  <i>Calculation performed 2021-02-12T16:29:32, v0.21</i></p>									

Proposal 16479 - SZ130-STIS (IS) - ULLYSES T Tauri Survey Stars in Lupus III and IV

6	G750L/7751 (4) SZ130 (STIS.sp.15 13986)	STIS/CCD, ACCUM, 52X2	G750L 7751 A	WAVECAL=NO; CR-SPLIT=2; GAIN=1	25 Secs (25 Secs)	
					[==>(Split 1)]	[1]
<p><i>Comments: Calculation with baseline SED (scaled with additional A_V=0.50), normalized to Flam(V)=4.3e-15 ergs/s/cm^2/Ang at 5540 A, for G750L: STIS.sp.1513986, B.P=57.527</i>  <i>BOP calculation with 4X SED (without additional A_V=0.50) and no normalization: STIS.sp.1513987, B.P=1739.984</i></p> <p><i>sz130_lya2_etc_scaled_pAV0.50.txt; stis.ccd,g750l,c7751,52x2,mjd#59305</i>  <i>WARNING: operating mode = ACCUM</i>  <i>Input file: spring-survey-todo-crp04feb21.csv</i>  <i>Spectral type: M2 ; A_V: 0.0 ; Distance (pc): 150</i>  <i>M*: 0.41 ; log(dm/dt): -9.19</i>  <i>For exptime=2.8 s, n_reads=2, spectral region:</i>  <i>5700.0 +- 5.0 A achieves SNR=20.0 / 2-pix-resel</i>  <i>A factor of 2.0 has been applied to the exptime in each exposure.</i>  <i>global countrate (brightest segment): 120930.9 cts/s/segment</i>  <i>brightest pixel: 257.350 cts/s/pix at 6563.9 A</i>  <i>Calculation performed 2021-02-12T16:29:33, v0.21</i></p>						
7	G750L/7751 WAVE WAVECAL	STIS/CCD, ACCUM, 52X0.1	G750L 7751 A		[==>]	[1]
8	G750L/7751 CCDFLAT CCDFLAT 1	STIS/CCD, ACCUM, 0.3X0.09	G750L 7751 A		[==>(Copy 1)] [==>(Copy 2)]	[1]
9	G750L/7751 CCDFLAT CCDFLAT 2	STIS/CCD, ACCUM, 52X0.1	G750L 7751 A		[==>(Copy 1)] [==>(Copy 2)]	[1]
10	G750L/7751 CCDFLAT CCDFLAT 3	STIS/CCD, ACCUM, 52X2	G750L 7751 A		[==>(Copy 1)] [==>(Copy 2)]	[1]

