



18036 - Multiwavelength Extinction Curves in Distant Galaxies

Cycle: 33, Proposal Category: GO

(UV Initiative)

(Availability Mode: SUPPORTED)

INVESTIGATORS

<i>Name</i>	<i>Institution</i>
Dr. Monique C Aller (PI) (Contact)	Georgia Southern University Res. & Svc. Foundation, Inc
Dr. Varsha Purushottam Kulkarni (CoI)	University of South Carolina
Dr. Viacheslav Klimenko (CoI)	University of South Carolina

VISITS

<i>Visit</i>	<i>Targets used in Visit</i>	<i>Configurations used in Visit</i>	<i>Orbits Used</i>	<i>Last Orbit Planner Run</i>	<i>OP Current with Visit?</i>
01	(6) WISEA-J012236.76-284321.4	STIS/CCD	1	28-Jan-2026 14:01:10.0	yes
02	(5) HB89-1416+159	STIS/CCD	1	28-Jan-2026 14:01:11.0	yes
03	(4) FBQS-J074110.6+311200	STIS/CCD	1	28-Jan-2026 14:01:11.0	yes
04	(3) WISEA-J161916.54+334238.4	STIS/CCD	1	28-Jan-2026 14:01:11.0	yes
05	(2) WISEA-J101751.12+474940.1	STIS/CCD	2	28-Jan-2026 14:01:12.0	yes
06	(2) WISEA-J101751.12+474940.1	STIS/CCD	2	28-Jan-2026 14:01:13.0	yes
07	(1) WISEA-J103718.76+014430.9	STIS/CCD	2	28-Jan-2026 14:01:13.0	yes
08	(1) WISEA-J103718.76+014430.9	STIS/CCD	2	28-Jan-2026 14:01:14.0	yes
09	(6) WISEA-J012236.76-284321.4	STIS/CCD STIS/NUV-MAMA	1	28-Jan-2026 14:01:14.0	yes
10	(5) HB89-1416+159	STIS/CCD STIS/NUV-MAMA	2	28-Jan-2026 14:01:15.0	yes

<i>Visit</i>	<i>Targets used in Visit</i>	<i>Configurations used in Visit</i>	<i>Orbits Used</i>	<i>Last Orbit Planner Run</i>	<i>OP Current with Visit?</i>
11	(4) FBQS-J074110.6+311200	STIS/CCD STIS/NUV-MAMA	1	28-Jan-2026 14:01:15.0	yes
12	(3) WISEA-J161916.54+334238.4	STIS/CCD STIS/NUV-MAMA	1	28-Jan-2026 14:01:16.0	yes
13	(2) WISEA-J101751.12+474940.1	STIS/CCD STIS/NUV-MAMA	2	28-Jan-2026 14:01:17.0	yes
14	(2) WISEA-J101751.12+474940.1	STIS/CCD STIS/NUV-MAMA	3	28-Jan-2026 14:01:18.0	yes
15	(1) WISEA-J103718.76+014430.9	STIS/CCD STIS/NUV-MAMA	2	28-Jan-2026 14:01:19.0	yes
16	(1) WISEA-J103718.76+014430.9	STIS/CCD STIS/NUV-MAMA	2	28-Jan-2026 14:01:19.0	yes

26 Total Orbits Used

ABSTRACT

Interstellar dust grains significantly impact the formation of new stars and the appearance and derived stellar populations of distant galaxies. Dust grain properties, including composition, size, and structure, reflect both the dust progenitors and subsequent interstellar processing. Variations in dust grain properties lead to wavelength-dependent differences in the UV-to-MIR extinction curves of galaxies. Studies of distant galaxies commonly assume extinction curves similar to the Milky Way, Local Group, and starburst galaxies; this assumption has not been confirmed in normal galaxies. Recent studies using quasar absorption systems (QASs) find that there may be more small grains, silicate dust grains may be larger or have more crystallinity, and that there may be differences in the relative build-up of carbonaceous and silicate dust grain populations. However, such UV-to-MIR analyses have only been possible for a small number of sources. We propose to obtain STIS G230L/G430L spectra to determine the shape of the UV extinction curve and strength of the 2175 Å bump produced by carbonaceous dust in a sample of 6 QASs with JWST MIRI-MRS and optical data. The proposed data will allow us to break the fitting-degeneracy between the FUV-rise and 2175 Å bump, to determine whether these galaxies have a large population of carbonaceous grains or a large population of small grains relative to the Milky Way. It will also allow a comparison of the UV features from carbonaceous grains with MIR silicate features in the same sightline of $z > 0.1$ galaxies. These results may impact corrections applied to high- z galaxy studies, as well as models for the formation/evolution of dust grains.

OBSERVING DESCRIPTION

We will obtain HST STIS G230L-MAMA and G430L-CCD spectra spanning 1570-5700 Angstroms in the observed frame for 6 quasar absorption systems that have JWST MIRI-MRS Cycle 1-3 data covering the 10 micron silicate dust absorption feature. These new data will be utilized to fit the shape and strength of the 2175 Angstrom bump produced by carbonaceous dust, and to break the 2175 Angstrom bump-FUV rise fitting degeneracy. All of the selected sources have archival spectral data at redder optical wavelengths, as well as in the FUV for some of the sources, but lacked spectra fully covering the absorber-frame NUV spectrum.

To determine our spectral exposure times for the observations, we utilized ETC 33.2 with a 52"x0.2" slit assuming a point source. We selected the 52"x0.2" slit in order to simultaneously maximize the resolution and throughput, and to retain sufficient spectral purity to measure any metal ion absorption lines detected in the spectra. For observations with the G230L grating and MAMA detector, we used the unbinned QSO-FOS (100-3387 Angstrom at $z=0$) template, shifted to the QSO redshift. We normalized the QSO spectrum using the NUV-GALEX magnitude with measured Galactic reddening, using the A_v available from NED. We determined the number of exposures required to reach a SNR/resel (signal-to-noise ratio per resolution-element) of at least 10 at the location of the 2175 Angstrom bump center or greater than 9 at 2600 Angstroms. For the G430L observations, we used the unbinned QSO-LBQS (800-6000 Angstrom at $z=0$) spectrum at the QSO redshift normalized by the NUV-GALEX, g-SDSS, and SIMBAD V-band magnitudes with measured Galactic reddening. We determined the number of exposures required to reach a SNR/resel of at least 10 at 3200 Angstroms. To mitigate the effects of CTI losses and non-uniform dark currents, we utilize the 52x0.2E1 pseudo-aperture for the CCD observations, which places our target closer to the readout amplifier. We also restrict the G430L-CCD observations to < 1000s to minimize cosmic ray (CR) build-up. These SNRs are consistent with several previous STIS QAS studies, and based on analyses of archival data, this SNR is required to break the degeneracy between the strength of the 2175 Angstrom feature and the FUV rise. Our STIS spectra will be combined with archival spectra to maximize wavelength coverage of the extinction curve.

For each grating we obtain multiple exposures at dithered positions along the STIS slit to minimize the effects of hot pixels and cosmic rays. Exposures have been grouped into visits of 1-3 orbits, consistent with the current gyro restrictions, and the G230L and G430L are placed into separate visits for scheduling flexibility. We dither by step sizes exceeding the standard extraction apertures, using integer pixel steps, to mitigate the effects of the hot pixels. For G430L observations consisting of a single orbit for the source, we obtain 3 exposures with a single exposure (CRSPLIT=1) at each location in a 3-point dither pattern with step sizes of 0.5" (10 pixels). For observations with 4 total orbits, we obtain 3 exposures per position (i.e., a CRSPLIT of 3) and dither between orbits with 2 step dither patterns of 0.5" and 1.0". For the G230L science exposures, we obtain 2 dithered exposures per orbit for all sources, with pixel step sizes ranging from 0.3-0.5". For objects with 4-5 orbits, allowing for more exposures per visit, we

Proposal 18036 (STScI Edit Number: 2, Created: Wednesday, January 28, 2026, 2:01:20PM Eastern Standard Time) - Overview
center the dither patterns around the source.

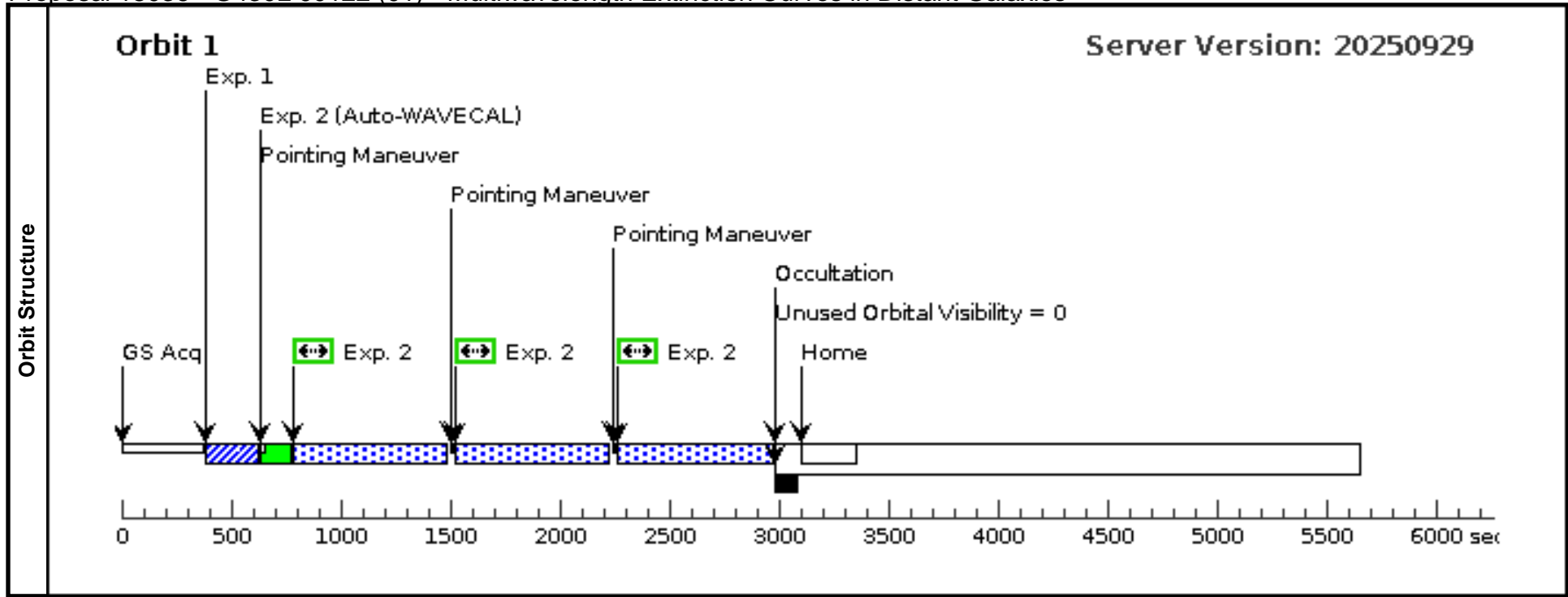
For the NUV-MAMA observations, we utilize the TIME-TAG mode recommended by the STIS instrument handbook for sources with $<20,000$ ct/s. We confirmed with the STIS ETC that all targets are well-below the maximum global count rate for the MAMA detector, and that there are no sources with safety violations identified by the APT-BOT.

For target acquisitions, we utilize the recommended F28X50LP filter. We designed our target acquisitions to detect the source with a SNR of at least 40, even if the target is 1.5 magnitudes fainter than the published magnitudes. This will account for possible source variability, which can be as large as a factor of 4 in flux for some sources at some frequencies. We have also confirmed that if the source is 1.5 magnitudes brighter than the catalogued magnitudes, we would be well below the saturation limit for the CCD detector. To determine the exposure times, we utilized ETC Version 33.2, assuming a point source with the QSO SDSS template (covering 800-8554 Angstroms at $z=0$). This template was redshifted to the QSO redshift ($0.4 < z_{\text{QSO}} < 1.5$ for sample targets) and corrected for Galactic reddening using values from NED. For each source (where available) we normalized the spectrum using the SDSS r-band magnitude from SIMBAD. If the sources match the published magnitudes at the time of observation, we will achieve a SNR of 89-108 for each target. We have confirmed via NED and SIMBAD that there are no catalogued brighter targets within 5" of each source, which could lead to incorrect source identifications. Since we utilize the 52"x0.2" slit, we use a target acquisition (ACQ), but we do not additionally include an ACQ/PEAK.

Proposal 18036 - G430L-J0122 (01) - Multiwavelength Extinction Curves in Distant Galaxies

Wed Jan 28 19:01:20 GMT 2026

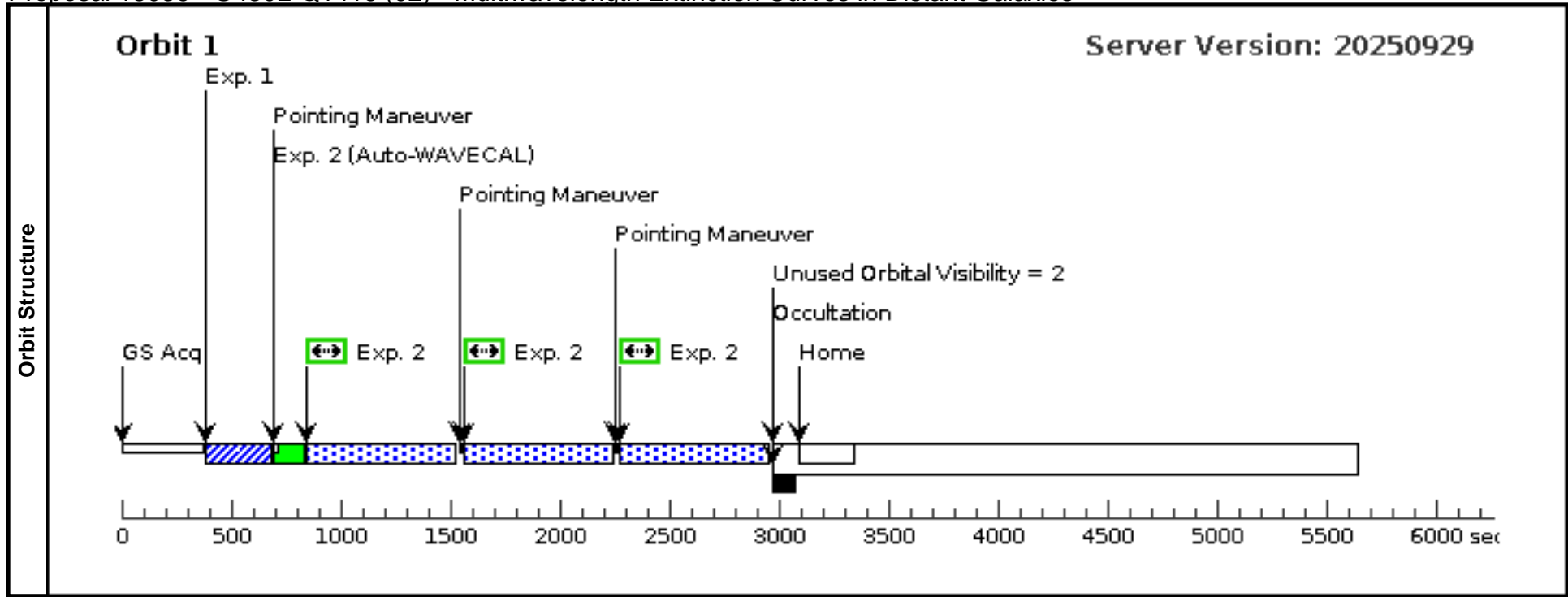
Visit	Proposal 18036, G430L-J0122 (01), scheduling Diagnostic Status: No Diagnostics Scientific Instruments: STIS/CCD Special Requirements: (none)									
	Patterns	#	Primary Pattern				Secondary Pattern			Exposures
(1)		Pattern Type=STIS-ALONG-SLIT Purpose=DITHER Number Of Points=3 Point Spacing=0.5 Line Spacing=		Coordinate Frame=POS-TARG Pattern Orientation=90.0 Angle Between Sides= Center Pattern=false					(2)	
Fixed Targets	#	Name	Target Coordinates		Targ. Coord. Corrections		Fluxes	Miscellaneous		
	(6)	WISEA-J012236.76-284321.4	RA: 01 22 36.7682 (20.6532008d) Dec: -28 43 21.54 (-28.72265d) Equinox: J2000		Proper Motion RA: -0.138 mas/yr Proper Motion Dec: -0.034 mas/yr Epoch of Position: 2000 Redshift: 0.436018		V=15.71+/-0.2 GALEX NUV=16.9	Reference Frame: ICRS		
<i>Comments: This object was generated by the targetselector and retrieved from the NED database. Coordinates updated to match SIMBAD. The redshift was taken from NED. V-magnitude from SIMBAD with assumed 0.2 uncertainty, similar to other targets.</i> Category=GALAXY Description=[QSO] Extended=NO										
Exposures	#	Label (ETC Run)	Target	Config,Mode,Aperture	Spectral Els.	Opt. Params.	Special Reqs.	Groups	Exp. Time (Total)/[Actual Dur.]	Orbit
	1	G430L-J0122-ACQ (STIS.ta.2023737)	(6) WISEA-J012236.76-284321.4	STIS/CCD, ACQ, F28X50LP	MIRROR	ACQTYPE=POINT			3 Secs (3 Secs) [==>]	[1]
	<i>Comments: Calculated using V-band magnitude, assuming it could be 1.5 magnitudes fainter than catalogued to account for possible variability.</i>									
2	G430L-J0122-Science (STIS.sp.2024087)	(6) WISEA-J012236.76-284321.4	STIS/CCD, ACCUM, 52X0.2E1	G430L 4300 A	BINAXIS1=1; BINAXIS2=1; CR-SPLIT=NO; GAIN=1		Pattern 1, Exps 2-2 in G430L-J0122 (01) (1)	500 Secs (2004 Secs) [==>668.0 Secs (Pattern 1)] [==>668.0 Secs (Pattern 2)] [==>668.0 Secs (Pattern 3)]	[1]	



Proposal 18036 - G430L-Q1416 (02) - Multiwavelength Extinction Curves in Distant Galaxies

Wed Jan 28 19:01:20 GMT 2026

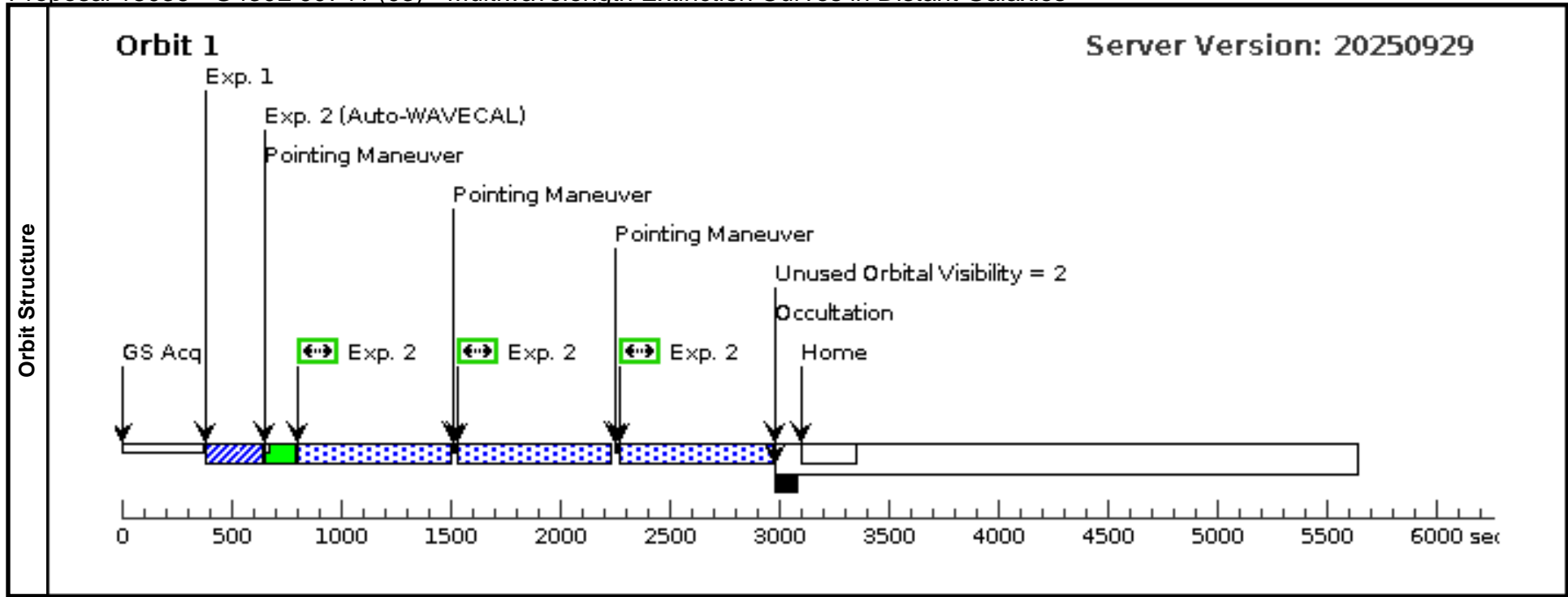
Visit	Proposal 18036, G430L-Q1416 (02), scheduling Diagnostic Status: No Diagnostics Scientific Instruments: STIS/CCD Special Requirements: (none)										
	Patterns	#	Primary Pattern				Secondary Pattern				Exposures
(1)		Pattern Type=STIS-ALONG-SLIT Purpose=DITHER Number Of Points=3 Point Spacing=0.5 Line Spacing=		Coordinate Frame=POS-TARG Pattern Orientation=90.0 Angle Between Sides= Center Pattern=false						(2)	
Fixed Targets	#	Name	Target Coordinates		Targ. Coord. Corrections		Fluxes		Miscellaneous		
	(5)	HB89-1416+159	RA: 14 18 50.7213 (214.7113388d) Dec: +15 41 6.34 (15.68509d) Equinox: J2000		Proper Motion RA: -0.070 mas/yr Proper Motion Dec: 0.029 mas/yr Epoch of Position: 2000 Redshift: 1.476636		V=17.75+/-0.18 g=18.1, GALEX NUV =20.2		Reference Frame: ICRS		
<i>Comments: This object was generated by the targetselector and retrieved from the NED database. Coordinates updated to match SIMBAD. The redshift was taken from NED. V-magnitude from SIMBAD with uncertainty based on difference with estimated V-magnitude from SDSS observations.</i> Category=GALAXY Description=[QUASAR] Extended=NO											
Exposures	#	Label (ETC Run)	Target	Config,Mode,Aperture	Spectral Els.	Opt. Params.	Special Reqs.	Groups	Exp. Time (Total)/[Actual Dur.]		Orbit
	1	G430L-Q14 16-ACQ (STIS.ta.202 3732)	(5) HB89-1416+159	STIS/CCD, ACQ, F28X50LP	MIRROR	ACQTYPE=POINT			18 Secs (18 Secs)		
										[==>]	[1]
<i>Comments: Calculated using SDSS r-band magnitude, assuming it could be 1.5 magnitudes fainter than catalogued to account for variability.</i>											
2	G430L-Q14 16-Science (STIS.sp.20 24084)	(5) HB89-1416+159	STIS/CCD, ACCUM, 52X0.2E1	G430L 4300 A	BINAXIS1=1; BINAXIS2=1; CR-SPLIT=NO; GAIN=1			Pattern 1, Exps 2-2 in G430L-Q1416 (02) (1)	500 Secs (1935 Secs)		
									[==>645.0 Secs (Pattern 1)]	[1]	
									[==>645.0 Secs (Pattern 2)]		
									[==>645.0 Secs (Pattern 3)]		



Proposal 18036 - G430L-J0741 (03) - Multiwavelength Extinction Curves in Distant Galaxies

Wed Jan 28 19:01:20 GMT 2026

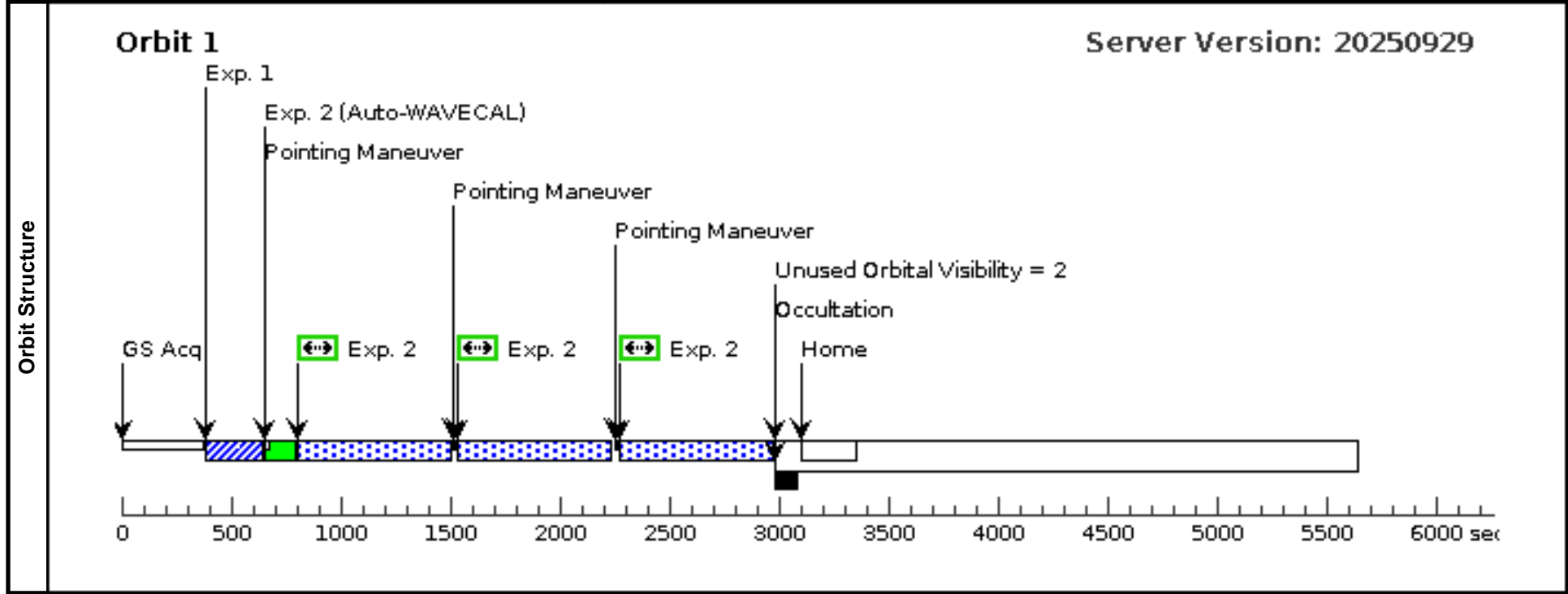
Visit	Proposal 18036, G430L-J0741 (03), scheduling Diagnostic Status: No Diagnostics Scientific Instruments: STIS/CCD Special Requirements: (none)									
	Patterns	#	Primary Pattern				Secondary Pattern			Exposures
(1)		Pattern Type=STIS-ALONG-SLIT Purpose=DITHER Number Of Points=3 Point Spacing=0.5 Line Spacing=		Coordinate Frame=POS-TARG Pattern Orientation=90.0 Angle Between Sides= Center Pattern=false					(2)	
Fixed Targets	#	Name	Target Coordinates		Targ. Coord. Corrections		Fluxes	Miscellaneous		
	(4)	FBQS-J074110.6+311200	RA: 07 41 10.7033 (115.2945971d) Dec: +31 12 0.23 (31.20006d) Equinox: J2000		Proper Motion RA: -0.022 mas/yr Proper Motion Dec: 0.046 mas/yr Epoch of Position: 2000 Redshift: 0.630995		V=16.89+/-0.21 g=16.7, GALEX NUV =17.1	Reference Frame: ICRS		
<i>Comments: This object was generated by the targetselector and retrieved from the NED database. Coordinates updated to match SIMBAD. The redshift was taken from NED. V-magnitude from SIMBAD with uncertainty based on difference with estimated V-magnitude from SDSS observations.</i> Category=GALAXY Description=[BL LAC, QUASAR] Extended=NO										
Exposures	#	Label (ETC Run)	Target	Config,Mode,Aperture	Spectral Els.	Opt. Params.	Special Reqs.	Groups	Exp. Time (Total)/[Actual Dur.]	Orbit
	1	G430L-J0741-ACQ (STIS.ta.2023700)	(4) FBQS-J074110.6+311200	STIS/CCD, ACQ, F28X50LP	MIRROR	ACQTYPE=POINT			8 Secs (8 Secs) [==>]	[1]
<i>Comments: Calculated using SDSS r-band magnitude, assuming it could be 1.5 magnitudes fainter than catalogued to account for possible variability.</i>										
2	G430L-J0741-Science (STIS.sp.2024081)	(4) FBQS-J074110.6+311200	STIS/CCD, ACCUM, 52X0.2E1	G430L 4300 A	BINAXIS1=1; BINAXIS2=1; CR-SPLIT=NO; GAIN=1			Pattern 1, Exps 2-2 in G430L-J0741 (03) (1) 500 Secs (1986 Secs) [==>662.0 Secs (Pattern 1)] [==>662.0 Secs (Pattern 2)] [==>662.0 Secs (Pattern 3)]	[1]	



Proposal 18036 - G430L-J1619 (04) - Multiwavelength Extinction Curves in Distant Galaxies

Wed Jan 28 19:01:20 GMT 2026

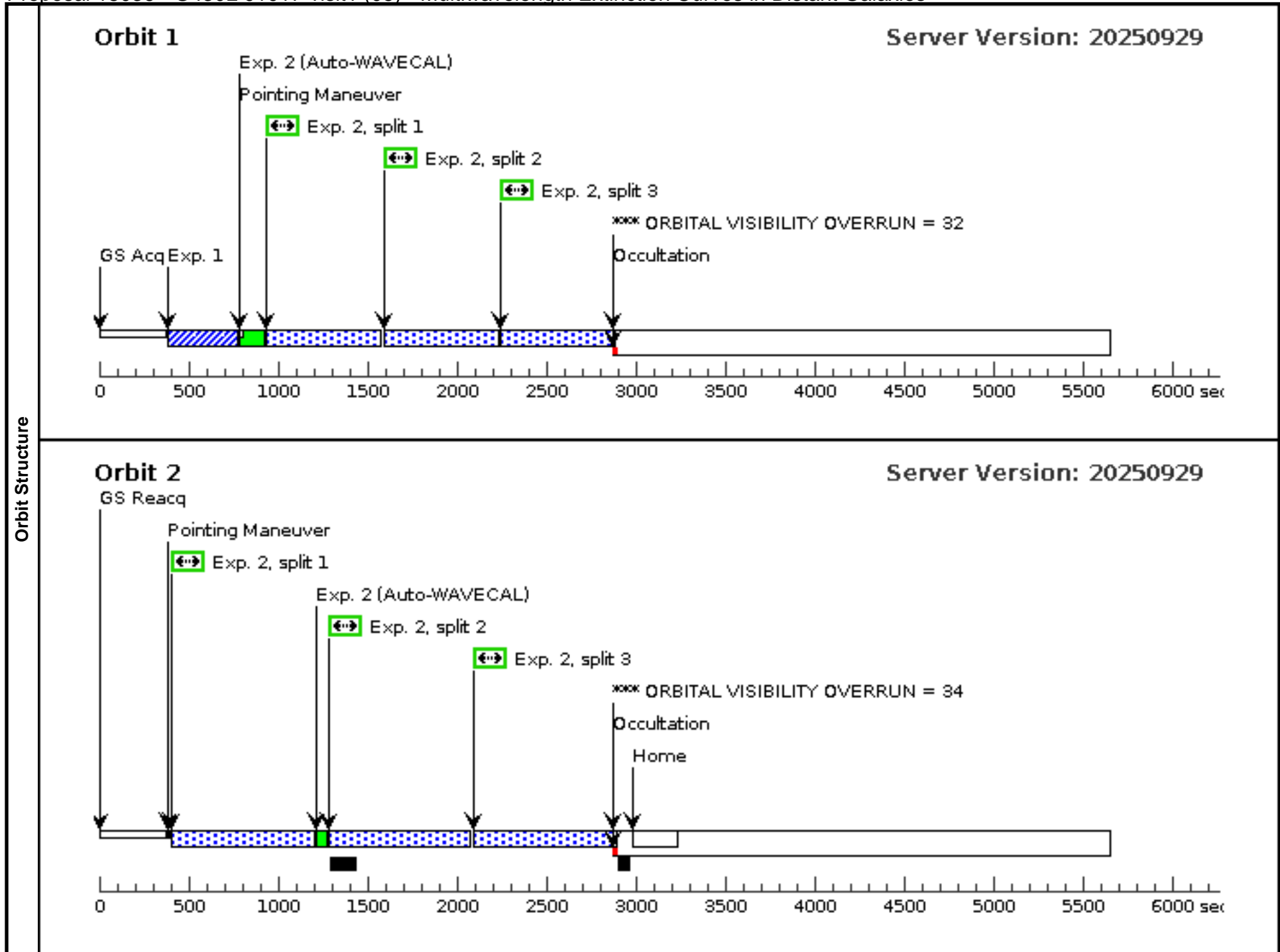
Visit	Proposal 18036, G430L-J1619 (04), scheduling Diagnostic Status: No Diagnostics Scientific Instruments: STIS/CCD Special Requirements: (none)									
	Patterns	#	Primary Pattern				Secondary Pattern			Exposures
(1)		Pattern Type=STIS-ALONG-SLIT Purpose=DITHER Number Of Points=3 Point Spacing=0.5 Line Spacing=		Coordinate Frame=POS-TARG Pattern Orientation=90.0 Angle Between Sides= Center Pattern=false					(2)	
Fixed Targets	#	Name	Target Coordinates		Targ. Coord. Corrections		Fluxes	Miscellaneous		
	(3)	WISEA-J161916.54+334238.4	RA: 16 19 16.5427 (244.8189279d) Dec: +33 42 38.38 (33.71066d) Equinox: J2000		Proper Motion RA: 0.015 mas/yr Proper Motion Dec: -0.126 mas/yr Epoch of Position: 2000 Redshift: 0.470491		V=17.26+/-0.32 g=16.9, GALEX NUV=16.9	Reference Frame: ICRS		
<i>Comments: This object was generated by the targetselector and retrieved from the NED database. Coordinates updated to match SIMBAD. The redshift was taken from NED. V-magnitude from SIMBAD with uncertainty based on difference with estimated V-magnitude from SDSS observations.</i> Category=GALAXY Description=[QSO] Extended=NO										
Exposures	#	Label (ETC Run)	Target	Config,Mode,Aperture	Spectral Els.	Opt. Params.	Special Reqs.	Groups	Exp. Time (Total)/[Actual Dur.]	Orbit
	1	G430L-J1619-ACQ (STIS.ta.2023695)	(3) WISEA-J161916.54+334238.4	STIS/CCD, ACQ, F28X50LP	MIRROR	ACQTYPE=POINT			8 Secs (8 Secs) [==>]	[1]
	<i>Comments: Calculated using SDSS r-band magnitude, assuming it could be 1.5 magnitudes fainter than catalogued to account for possible variability.</i>									
2	G430L-J1619-Science (STIS.sp.2024078)	(3) WISEA-J161916.54+334238.4	STIS/CCD, ACCUM, 52X0.2E1	G430L 4300 A	BINAXIS1=1; BINAXIS2=1; CR-SPLIT=NO; GAIN=1			Pattern 1, Exps 2-2 in G430L-J1619 (04) (1) 500 Secs (1986 Secs) [==>662.0 Secs (Pattern 1)] [==>662.0 Secs (Pattern 2)] [==>662.0 Secs (Pattern 3)]	[1]	



Proposal 18036 - G430L-J1017-visit1 (05) - Multiwavelength Extinction Curves in Distant Galaxies

Wed Jan 28 19:01:20 GMT 2026

Visit	Proposal 18036, G430L-J1017-visit1 (05), implementation Diagnostic Status: Warning Scientific Instruments: STIS/CCD Special Requirements: SCHED 100%										
	(G430L-J1017-visit1 (05)) Warning (Orbit Planner): ORBITAL VISIBILITY OVERRUN (G430L-J1017-visit1 (05)) Warning (Orbit Planner): ORBITAL VISIBILITY OVERRUN										
Diagnosics											
Patterns	#	Primary Pattern				Secondary Pattern				Exposures	
	(2)	Pattern Type=STIS-ALONG-SLIT		Coordinate Frame=POS-TARG						(2)	
		Purpose=DITHER		Pattern Orientation=90.0							
		Number Of Points=2		Angle Between Sides=							
		Point Spacing=0.5		Center Pattern=false							
		Line Spacing=									
Fixed Targets	#	Name	Target Coordinates		Targ. Coord. Corrections		Fluxes		Miscellaneous		
	(2)	WISEA-J101751.12+474940.1	RA: 10 17 51.1503 (154.4631263d) Dec: +47 49 40.04 (47.82779d) Equinox: J2000		Proper Motion RA: -0.046 mas/yr Proper Motion Dec: 0.022 mas/yr Epoch of Position: 2000 Redshift: 1.222015		V=19.05+/-0.21 g=19.1, NUV GALEX = 20.8		Reference Frame: ICRS		
<i>Comments: This object was generated by the targetselector and retrieved from the NED database. Coordinates and proper motion updated to match SIMBAD. The redshift was taken from NED. V-magnitude from SIMBAD with uncertainty based on difference with estimated V-magnitude from SDSS observations.</i> Category=GALAXY Description=[QSO] Extended=NO											
Exposures	#	Label (ETC Run)	Target	Config,Mode,Aperture	Spectral Els.	Opt. Params.	Special Reqs.	Groups	Exp. Time (Total)/[Actual Dur.]	Orbit	
	1	G430L-J1017-ACQ-visit1 (STIS.ta.2023690)	(2) WISEA-J101751.12+474940.1	STIS/CCD, ACQ, F28X50LP	MIRROR	ACQTYPE=POINT			41 Secs (41 Secs) [==>]	[1]	
<i>Comments: Calculated using SDSS r-band magnitude, assuming it could be 1.5 magnitudes fainter than catalogued to account for possible variability.</i>											
2	J1017-sciences-visit1 (STIS.sp.2024102)	(2) WISEA-J101751.12+474940.1	STIS/CCD, ACCUM, 52X0.2E1	G430L 4300 A	BINAXIS1=1; BINAXIS2=1; CR-SPLIT=3; GAIN=1		Pattern 2, Exps 2-2 in G430L-J1017-visit1 (05) (2)	1500 Secs (4113 Secs) [==>609.0 Secs (Pattern 1, Split 1)] [==>609.0 Secs (Pattern 1, Split 2)] [==>609.0 Secs (Pattern 1, Split 3)] [==>762.0 Secs (Pattern 2, Split 1)] [==>762.0 Secs (Pattern 2, Split 2)] [==>762.0 Secs (Pattern 2, Split 3)]	[1] [2]		

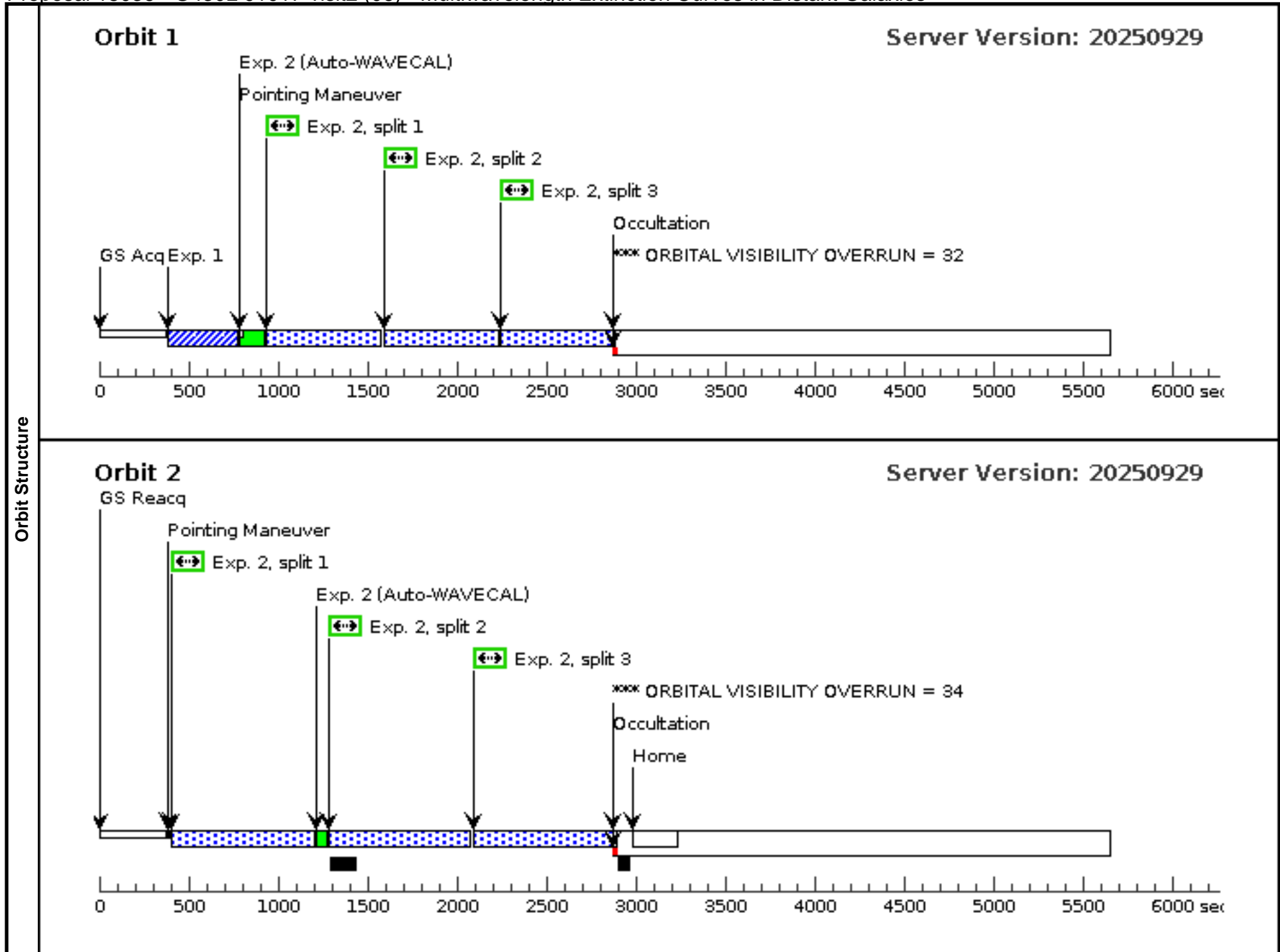


Orbit Structure

Proposal 18036 - G430L-J1017-visit2 (06) - Multiwavelength Extinction Curves in Distant Galaxies

Wed Jan 28 19:01:20 GMT 2026

Visit	Proposal 18036, G430L-J1017-visit2 (06), implementation Diagnostic Status: Warning Scientific Instruments: STIS/CCD Special Requirements: SCHED 100%										
	(G430L-J1017-visit2 (06)) Warning (Orbit Planner): ORBITAL VISIBILITY OVERRUN (G430L-J1017-visit2 (06)) Warning (Orbit Planner): ORBITAL VISIBILITY OVERRUN										
Diagnosics											
Patterns	#	Primary Pattern				Secondary Pattern				Exposures	
	(3)	Pattern Type=STIS-ALONG-SLIT Coordinate Frame=POS-TARG Purpose=DITHER Pattern Orientation=90.0 Number Of Points=2 Angle Between Sides= Point Spacing=1.0 Center Pattern=false Line Spacing=								(2)	
Fixed Targets	#	Name	Target Coordinates	Targ. Coord. Corrections		Fluxes		Miscellaneous			
	(2)	WISEA- J101751.12+474940.1	RA: 10 17 51.1503 (154.4631263d) Dec: +47 49 40.04 (47.82779d) Equinox: J2000	Proper Motion RA: -0.046 mas/yr Proper Motion Dec: 0.022 mas/yr Epoch of Position: 2000 Redshift: 1.222015		V=19.05+/-0.21 g=19.1, NUV GALEX = 20.8		Reference Frame: ICRS			
<i>Comments: This object was generated by the targetselector and retrieved from the NED database. Coordinates and proper motion updated to match SIMBAD. The redshift was taken from NED. V-magnitude from SIMBAD with uncertainty based on difference with estimated V-magnitude from SDSS observations.</i> Category=GALAXY Description=[QSO] Extended=NO											
Exposures	#	Label (ETC Run)	Target	Config,Mode,Aperture	Spectral Els.	Opt. Params.	Special Reqs.	Groups	Exp. Time (Total)/[Actual Dur.]		Orbit
	1	G430L-J101 7-ACQ-visit 2 (STIS.ta.202 3690)	(2) WISEA-J101751.12+474940.1	STIS/CCD, ACQ, F28X50LP	MIRROR	ACQTYPE=POINT			41 Secs (41 Secs)		
	<i>Comments: Calculated using SDSS r-band magnitude, assuming it could be 1.5 magnitudes fainter than catalogued to account for possible variability.</i>										
	2	G430L-J101 7-science-vi sit2 (STIS.sp.20 24102)	(2) WISEA-J101751.12+474940.1	STIS/CCD, ACCUM, 52X0.2E1	G430L 4300 A	BINAXIS1=1; BINAXIS2=1; CR-SPLIT=3; GAIN=1		Pattern 3, Exps 2-2 in G430L-J1017-visit 2 (06) (3)	1500 Secs (4113 Secs)		
										[==>]	[1]
										[==>609.0 Secs (Pattern 1, Split 1)]	[1]
										[==>609.0 Secs (Pattern 1, Split 2)]	[1]
										[==>609.0 Secs (Pattern 1, Split 3)]	[1]
										[==>762.0 Secs (Pattern 2, Split 1)]	[2]
										[==>762.0 Secs (Pattern 2, Split 2)]	[2]
										[==>762.0 Secs (Pattern 2, Split 3)]	[2]

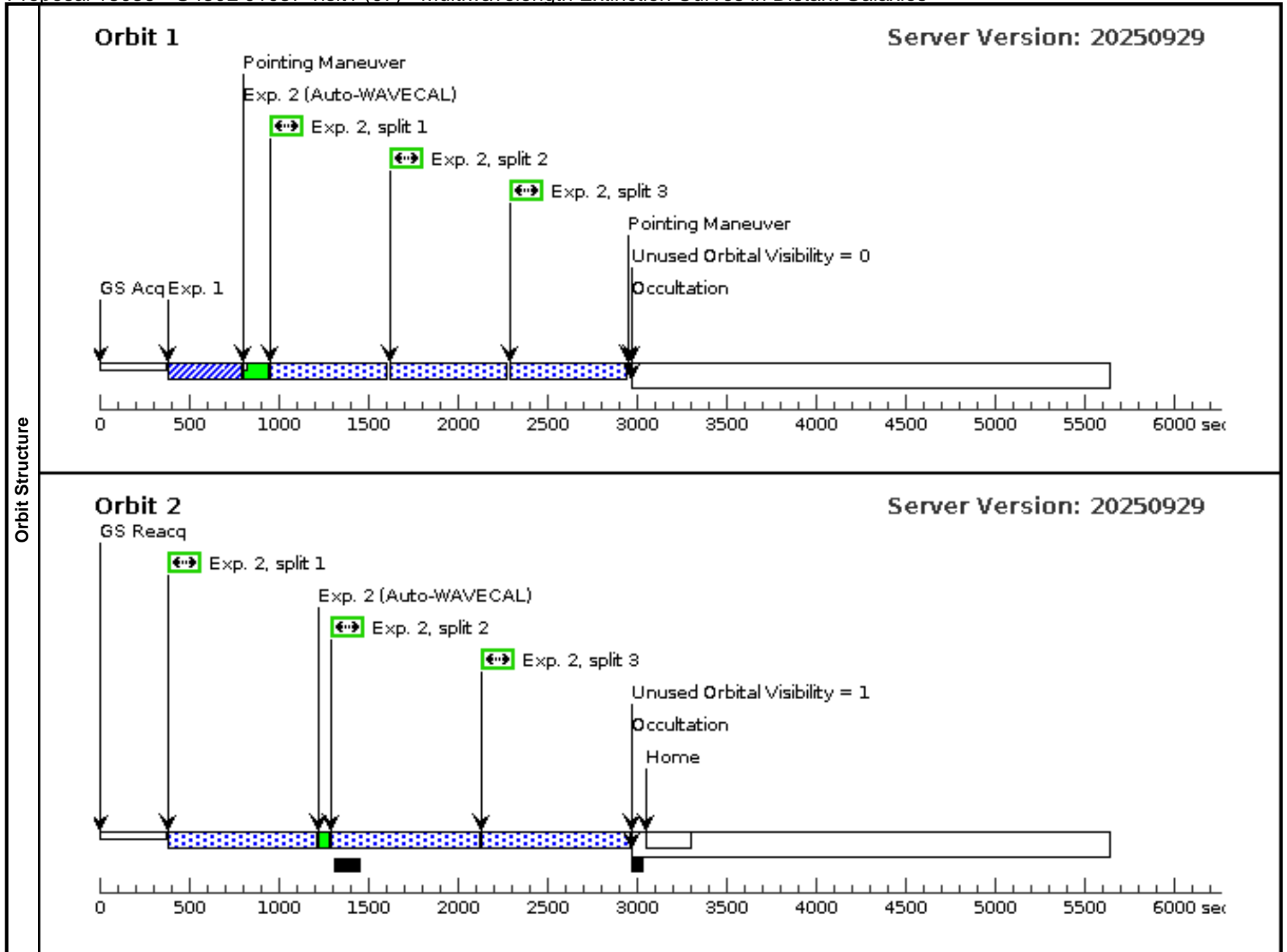


Orbit Structure

Proposal 18036 - G430L-J1037-visit1 (07) - Multiwavelength Extinction Curves in Distant Galaxies

Wed Jan 28 19:01:20 GMT 2026

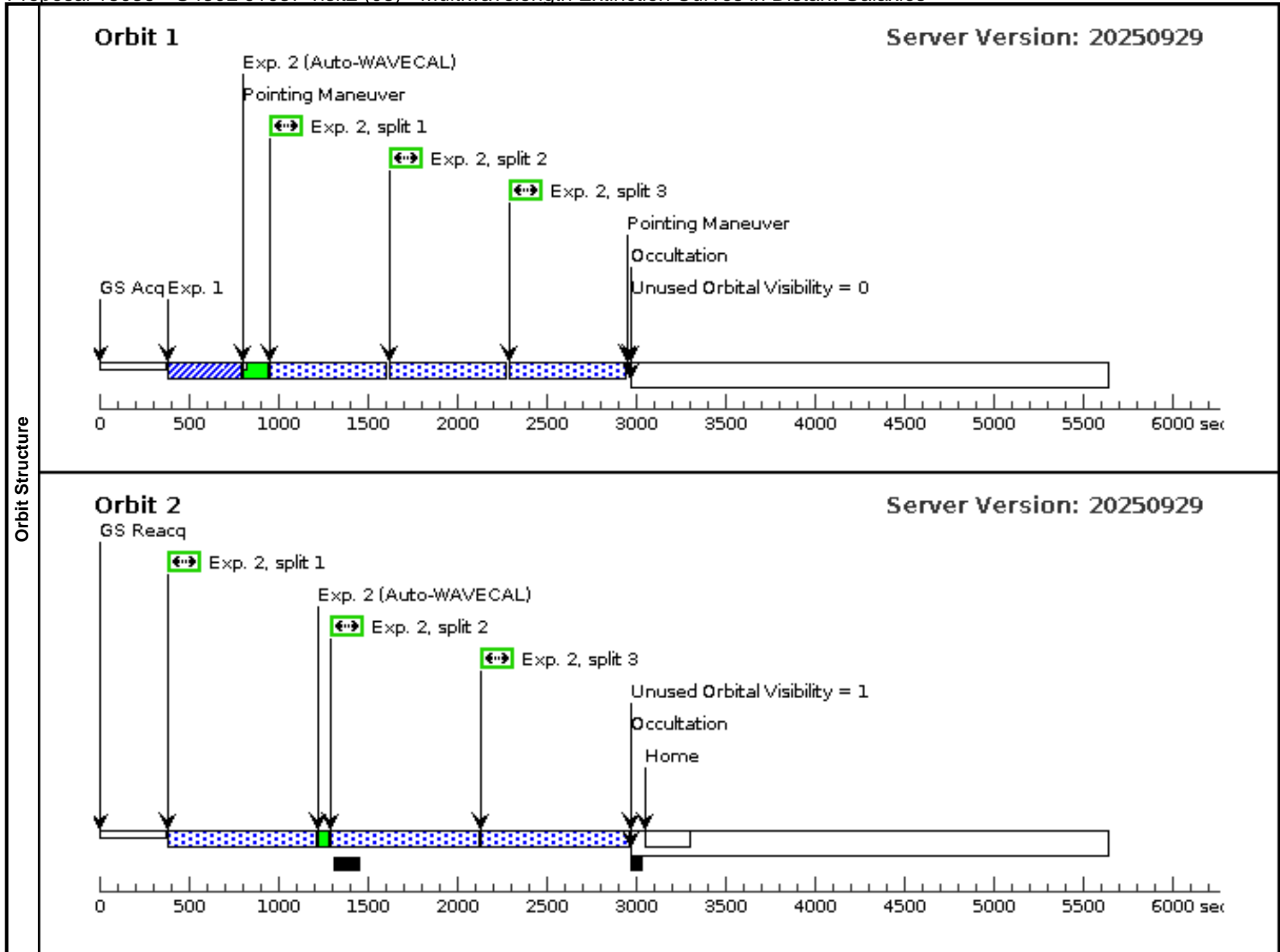
Visit	Proposal 18036, G430L-J1037-visit1 (07), scheduling Diagnostic Status: No Diagnostics Scientific Instruments: STIS/CCD Special Requirements: (none)									
	Patterns	#	Primary Pattern			Secondary Pattern			Exposures	
		(2)	Pattern Type=STIS-ALONG-SLIT	Coordinate Frame=POS-TARG						
		Purpose=DITHER	Pattern Orientation=90.0							
		Number Of Points=2	Angle Between Sides=							
		Point Spacing=0.5	Center Pattern=false							
		Line Spacing=								
Fixed Targets	#	Name	Target Coordinates	Targ. Coord. Corrections	Fluxes	Miscellaneous				
	(1)	WISEA-J103718.76+014430.9	RA: 10 37 18.7770 (159.3282375d) Dec: +01 44 30.76 (1.74188d) Equinox: J2000	Proper Motion RA: 0.233 mas/yr Proper Motion Dec: -0.175 mas/yr Epoch of Position: 2000 Redshift: 1.480796	V=19.24+/-0.09 g=19.2; NUV GALEX=20.8	Reference Frame: ICRS				
	<i>Comments: This object was generated by the targetselector and retrieved from the NED database. Coordinates and proper motion updated to match SIMBAD. The redshift was taken from NED. V-magnitude from SIMBAD with uncertainty based on difference with estimated V-magnitude from SDSS observations.</i> Category=GALAXY Description=[QSO] Extended=NO									
Exposures	#	Label (ETC Run)	Target	Config,Mode,Aperture	Spectral Els.	Opt. Params.	Special Reqs.	Groups	Exp. Time (Total)/[Actual Dur.]	Orbit
	1	G430L-J1037-ACQ-visit1 (STIS.ta.2023673)	(1) WISEA-J103718.76+014430.9	STIS/CCD, ACQ, F28X50LP	MIRROR	ACQTYPE=POINT			46 Secs (46 Secs) [==>]	[1]
	<i>Comments: Calculated using SDSS r-band magnitude, assuming it could be 1.5 magnitudes fainter than catalogued to account for possible variability.</i>									
	2	G430L-J1037-science-visit1 (STIS.sp.2024094)	(1) WISEA-J103718.76+014430.9	STIS/CCD, ACCUM, 52X0.2E1	G430L 4300 A	BINAXIS1=1; BINAXIS2=1; CR-SPLIT=3; GAIN=1		Pattern 2, Exps 2-2 in G430L-J1037-visit1 (07) (2)	1500 Secs (4242 Secs) [==>621.0 Secs (Pattern 1, Split 1)] [==>621.0 Secs (Pattern 1, Split 2)] [==>621.0 Secs (Pattern 1, Split 3)] [==>793.0 Secs (Pattern 2, Split 1)] [==>793.0 Secs (Pattern 2, Split 2)] [==>793.0 Secs (Pattern 2, Split 3)]	[1] [2]



Proposal 18036 - G430L-J1037-visit2 (08) - Multiwavelength Extinction Curves in Distant Galaxies

Wed Jan 28 19:01:20 GMT 2026

Visit		Proposal 18036, G430L-J1037-visit2 (08), scheduling Diagnostic Status: No Diagnostics Scientific Instruments: STIS/CCD Special Requirements: (none)								
Patterns	#	Primary Pattern		Secondary Pattern		Exposures				
	(3)	Pattern Type=STIS-ALONG-SLIT Purpose=DITHER Number Of Points=2 Point Spacing=1.0 Line Spacing=	Coordinate Frame=POS-TARG Pattern Orientation=90.0 Angle Between Sides= Center Pattern=false			(2)				
Fixed Targets	#	Name	Target Coordinates	Targ. Coord. Corrections	Fluxes	Miscellaneous				
	(1)	WISEA-J103718.76+014430.9	RA: 10 37 18.7770 (159.3282375d) Dec: +01 44 30.76 (1.74188d) Equinox: J2000	Proper Motion RA: 0.233 mas/yr Proper Motion Dec: -0.175 mas/yr Epoch of Position: 2000 Redshift: 1.480796	V=19.24+/-0.09 g=19.2; NUV GALEX=20.8	Reference Frame: ICRS				
<i>Comments: This object was generated by the targetselector and retrieved from the NED database. Coordinates and proper motion updated to match SIMBAD. The redshift was taken from NED. V-magnitude from SIMBAD with uncertainty based on difference with estimated V-magnitude from SDSS observations.</i> Category=GALAXY Description=[QSO] Extended=NO										
Exposures	#	Label (ETC Run)	Target	Config,Mode,Aperture	Spectral Els.	Opt. Params.	Special Reqs.	Groups	Exp. Time (Total)/[Actual Dur.]	Orbit
	1	G430L-J1037-ACQ-visit2 (STIS.ta.2023673)	(1) WISEA-J103718.76+014430.9	STIS/CCD, ACQ, F28X50LP	MIRROR	ACQTYPE=POINT			46 Secs (46 Secs)	
	<i>Comments: Calculated using SDSS r-band magnitude, assuming it could be 1.5 magnitudes fainter than catalogued to account for possible variability.</i>									
	2	J1037-science-visit2 (STIS.sp.2024094)	(1) WISEA-J103718.76+014430.9	STIS/CCD, ACCUM, 52X0.2E1	G430L 4300 A	BINAXIS1=1; BINAXIS2=1; CR-SPLIT=3; GAIN=1		Pattern 3, Exps 2-2 in G430L-J1037-visit2 (08) (3)	1500 Secs (4242 Secs) [==>621.0 Secs (Pattern 1, Split 1)] [==>621.0 Secs (Pattern 1, Split 2)] [==>621.0 Secs (Pattern 1, Split 3)] [==>793.0 Secs (Pattern 2, Split 1)] [==>793.0 Secs (Pattern 2, Split 2)] [==>793.0 Secs (Pattern 2, Split 3)]	[1] [2]



Proposal 18036 - G230L-J0122 (09) - Multiwavelength Extinction Curves in Distant Galaxies

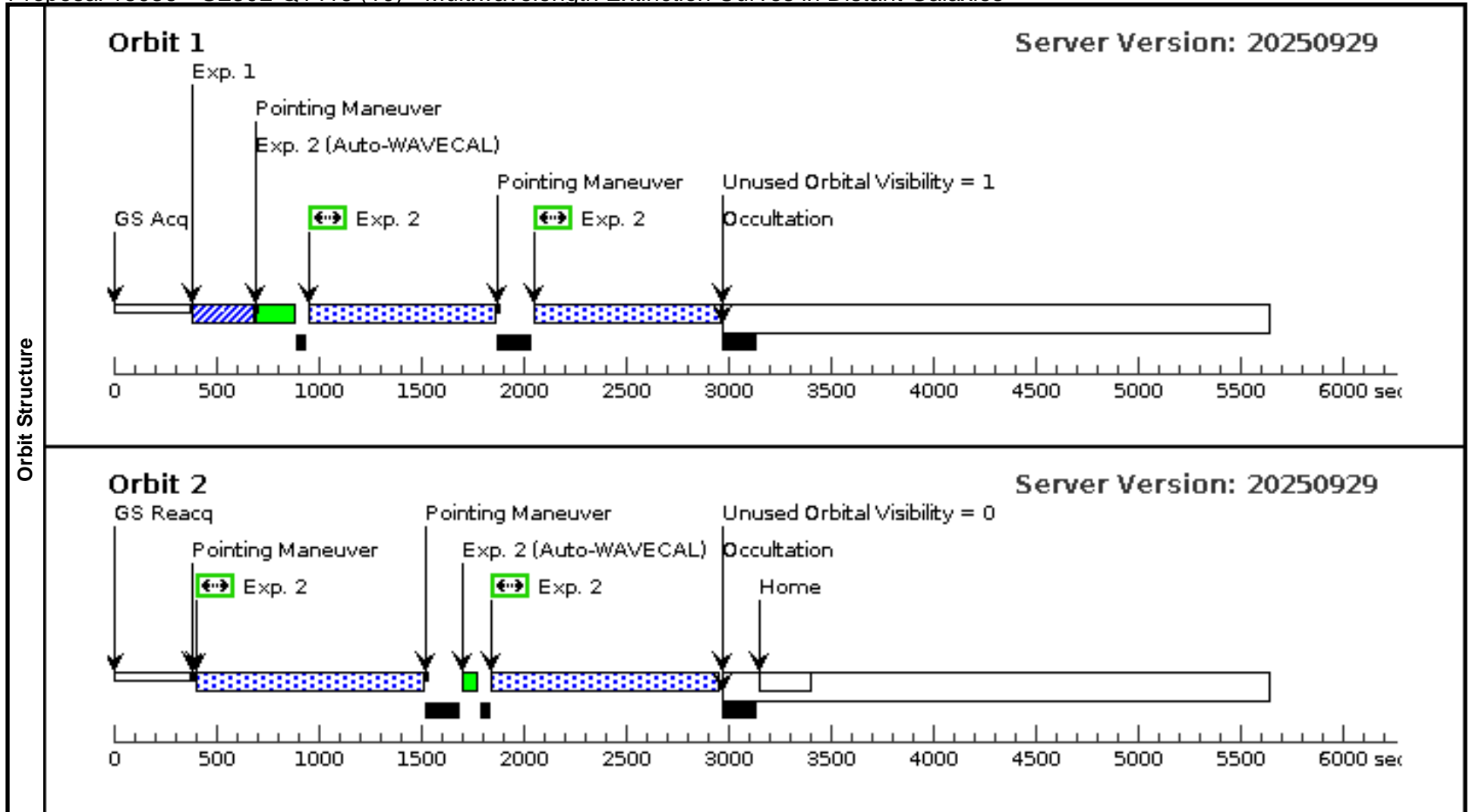
Wed Jan 28 19:01:20 GMT 2026

Visit	Proposal 18036, G230L-J0122 (09), scheduling Diagnostic Status: No Diagnostics Scientific Instruments: STIS/NUV-MAMA, STIS/CCD Special Requirements: (none)									
	Patterns	#	Primary Pattern	Secondary Pattern	Exposures					
	(4)	Pattern Type=STIS-ALONG-SLIT Purpose=DITHER Number Of Points=2 Point Spacing=0.5 Line Spacing=	Coordinate Frame=POS-TARG Pattern Orientation=90.0 Angle Between Sides= Center Pattern=false		(2)					
Fixed Targets	#	Name	Target Coordinates	Targ. Coord. Corrections	Fluxes	Miscellaneous				
	(6)	WISEA-J012236.76-284321.4	RA: 01 22 36.7682 (20.6532008d) Dec: -28 43 21.54 (-28.72265d) Equinox: J2000	Proper Motion RA: -0.138 mas/yr Proper Motion Dec: -0.034 mas/yr Epoch of Position: 2000 Redshift: 0.436018	V=15.71+/-0.2 GALEX NUV=16.9	Reference Frame: ICRS				
	Comments: This object was generated by the targetselector and retrieved from the NED database. Coordinates updated to match SIMBAD. The redshift was taken from NED. V-magnitude from SIMBAD with assumed 0.2 uncertainty, similar to other targets. Category=GALAXY Description=[QSO] Extended=NO									
Exposures	#	Label (ETC Run)	Target	Config,Mode,Aperture	Spectral Els.	Opt. Params.	Special Reqs.	Groups	Exp. Time (Total)/[Actual Dur.]	Orbit
	1	G230L-J0122-ACQ (STIS.ta.2023737)	(6) WISEA-J012236.76-284321.4	STIS/CCD, ACQ, F28X50LP	MIRROR		ACQTYPE=POINT		3 Secs (3 Secs) [==>]	[1]
	Comments: Calculated using V-band magnitude, assuming it could be 1.5 magnitudes fainter than catalogued to account for possible variability.									
2	G230L-J0122-science (STIS.sp.2024076)	(6) WISEA-J012236.76-284321.4	STIS/NUV-MAMA, TIME-TAG, 52X0.2	G230L 2376 A		BUFFER-TIME=1274		Pattern 4, Exps 2-2 in G230L-J0122 (09) (4)	800 Secs (1858 Secs) [==>929.0 Secs (Pattern 1)] [==>929.0 Secs (Pattern 2)]	[1]
Orbit Structure	Orbit 1									

Proposal 18036 - G230L-Q1416 (10) - Multiwavelength Extinction Curves in Distant Galaxies

Wed Jan 28 19:01:20 GMT 2026

Visit	Proposal 18036, G230L-Q1416 (10), scheduling Diagnostic Status: No Diagnostics Scientific Instruments: STIS/NUV-MAMA, STIS/CCD Special Requirements: (none)									
	Patterns	#	Primary Pattern				Secondary Pattern			
(5)		Pattern Type=STIS-ALONG-SLIT		Coordinate Frame=POS-TARG						(2)
		Purpose=DITHER		Pattern Orientation=90.0						
		Number Of Points=4		Angle Between Sides=						
		Point Spacing=0.3		Center Pattern=true						
		Line Spacing=								
Fixed Targets	#	Name	Target Coordinates		Targ. Coord. Corrections		Fluxes		Miscellaneous	
	(5)	HB89-1416+159	RA: 14 18 50.7213 (214.7113388d) Dec: +15 41 6.34 (15.68509d) Equinox: J2000		Proper Motion RA: -0.070 mas/yr Proper Motion Dec: 0.029 mas/yr Epoch of Position: 2000 Redshift: 1.476636		V=17.75+/-0.18 g=18.1, GALEX NUV =20.2		Reference Frame: ICRS	
	<i>Comments: This object was generated by the targetselector and retrieved from the NED database. Coordinates updated to match SIMBAD. The redshift was taken from NED. V-magnitude from SIMBAD with uncertainty based on difference with estimated V-magnitude from SDSS observations.</i> Category=GALAXY Description=[QUASAR] Extended=NO									
Exposures	#	Label (ETC Run)	Target	Config,Mode,Aperture	Spectral Els.	Opt. Params.	Special Reqs.	Groups	Exp. Time (Total)/[Actual Dur.]	Orbit
	1	G230L-Q14 16-ACQ (STIS.ta.202 3732)	(5) HB89-1416+159	STIS/CCD, ACQ, F28X50LP	MIRROR	ACQTYPE=POINT			18 Secs (18 Secs) [==>]	[1]
	<i>Comments: Calculated using SDSS r-band magnitude, assuming it could be 1.5 magnitudes fainter than catalogued to account for possible variability.</i>									
	2	G230L-Q14 16-science (STIS.sp.20 24073)	(5) HB89-1416+159	STIS/NUV-MAMA, TIME-TAG, 52X0.2	G230L 2376 A	BUFFER-TIME=15 97			Pattern 5, Exps 2-2 in G230L-Q1416 (10) (5)	800 Secs (3990 Secs) [==>895.0 Secs (Pattern 1)] [==>895.0 Secs (Pattern 2)] [==>1100.0 Secs (Pattern 3)] [==>1100.0 Secs (Pattern 4)]



Proposal 18036 - G230L-J0741 (11) - Multiwavelength Extinction Curves in Distant Galaxies

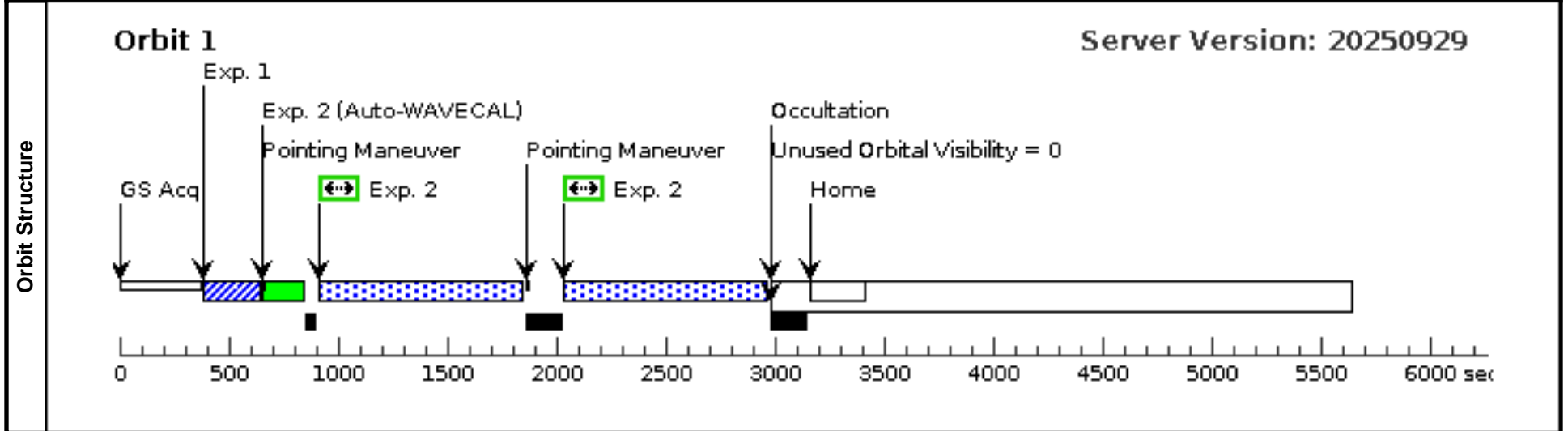
Wed Jan 28 19:01:20 GMT 2026

Visit	Proposal 18036, G230L-J0741 (11), scheduling		
	Diagnostic Status: No Diagnostics		
	Scientific Instruments: STIS/NUV-MAMA, STIS/CCD		
	Special Requirements: (none)		

Patterns	#	Primary Pattern	Secondary Pattern	Exposures
	(4)	Pattern Type=STIS-ALONG-SLIT Purpose=DITHER Number Of Points=2 Point Spacing=0.5 Line Spacing=	Coordinate Frame=POS-TARG Pattern Orientation=90.0 Angle Between Sides= Center Pattern=false	(2)

Fixed Targets	#	Name	Target Coordinates	Targ. Coord. Corrections	Fluxes	Miscellaneous
	(4)	FBQS-J074110.6+311200	RA: 07 41 10.7033 (115.2945971d) Dec: +31 12 0.23 (31.20006d) Equinox: J2000	Proper Motion RA: -0.022 mas/yr Proper Motion Dec: 0.046 mas/yr Epoch of Position: 2000 Redshift: 0.630995	V=16.89+/-0.21 g=16.7, GALEX NUV =17.1	Reference Frame: ICRS
	<i>Comments: This object was generated by the targetselector and retrieved from the NED database. Coordinates updated to match SIMBAD. The redshift was taken from NED. V-magnitude from SIMBAD with uncertainty based on difference with estimated V-magnitude from SDSS observations.</i> Category=GALAXY Description=[BL LAC, QUASAR] Extended=NO					

Exposures	#	Label (ETC Run)	Target	Config,Mode,Aperture	Spectral Els.	Opt. Params.	Special Reqs.	Groups	Exp. Time (Total)/[Actual Dur.]	Orbit	
	1	G230L-J0741-ACQ (STIS.ta.2023700)	(4) FBQS-J074110.6+311200	STIS/CCD, ACQ, F28X50LP	MIRROR	ACQTYPE=POINT			8 Secs (8 Secs) [==>]	[1]	
	<i>Comments: Calculated using SDSS r-band magnitude, assuming it could be 1.5 magnitudes fainter than catalogued to account for possible variability.</i>										
	2	G230L-J0741-science (STIS.sp.2024075)	(4) FBQS-J074110.6+311200	STIS/NUV-MAMA, TIME-TAG, 52X0.2	G230L 2376 A	BUFFER-TIME=13 26		Pattern 4, Exps 2-2 in G230L-J0741 (11) (4)	800 Secs (1842 Secs) [==>921.0 Secs (Pattern 1)] [==>921.0 Secs (Pattern 2)]	[1]	



Proposal 18036 - G230L-J1619 (12) - Multiwavelength Extinction Curves in Distant Galaxies

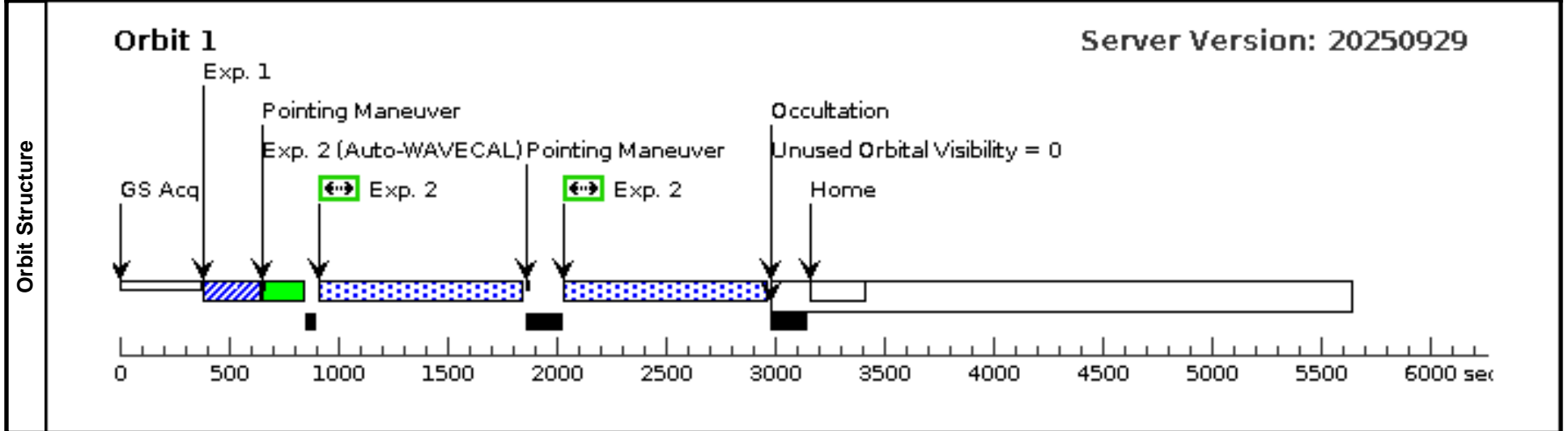
Wed Jan 28 19:01:20 GMT 2026

Visit	Proposal 18036, G230L-J1619 (12), scheduling		
	Diagnostic Status: No Diagnostics		
	Scientific Instruments: STIS/NUV-MAMA, STIS/CCD		
	Special Requirements: (none)		

Patterns	#	Primary Pattern	Secondary Pattern	Exposures
	(4)	Pattern Type=STIS-ALONG-SLIT Purpose=DITHER Number Of Points=2 Point Spacing=0.5 Line Spacing=	Coordinate Frame=POS-TARG Pattern Orientation=90.0 Angle Between Sides= Center Pattern=false	(2)

Fixed Targets	#	Name	Target Coordinates	Targ. Coord. Corrections	Fluxes	Miscellaneous
	(3)	WISEA-J161916.54+334238.4	RA: 16 19 16.5427 (244.8189279d) Dec: +33 42 38.38 (33.71066d) Equinox: J2000	Proper Motion RA: 0.015 mas/yr Proper Motion Dec: -0.126 mas/yr Epoch of Position: 2000 Redshift: 0.470491	V=17.26+/-0.32 g=16.9, GALEX NUV=16.9	Reference Frame: ICRS
	<i>Comments: This object was generated by the targetselector and retrieved from the NED database. Coordinates updated to match SIMBAD. The redshift was taken from NED. V-magnitude from SIMBAD with uncertainty based on difference with estimated V-magnitude from SDSS observations.</i> Category=GALAXY Description=[QSO] Extended=NO					

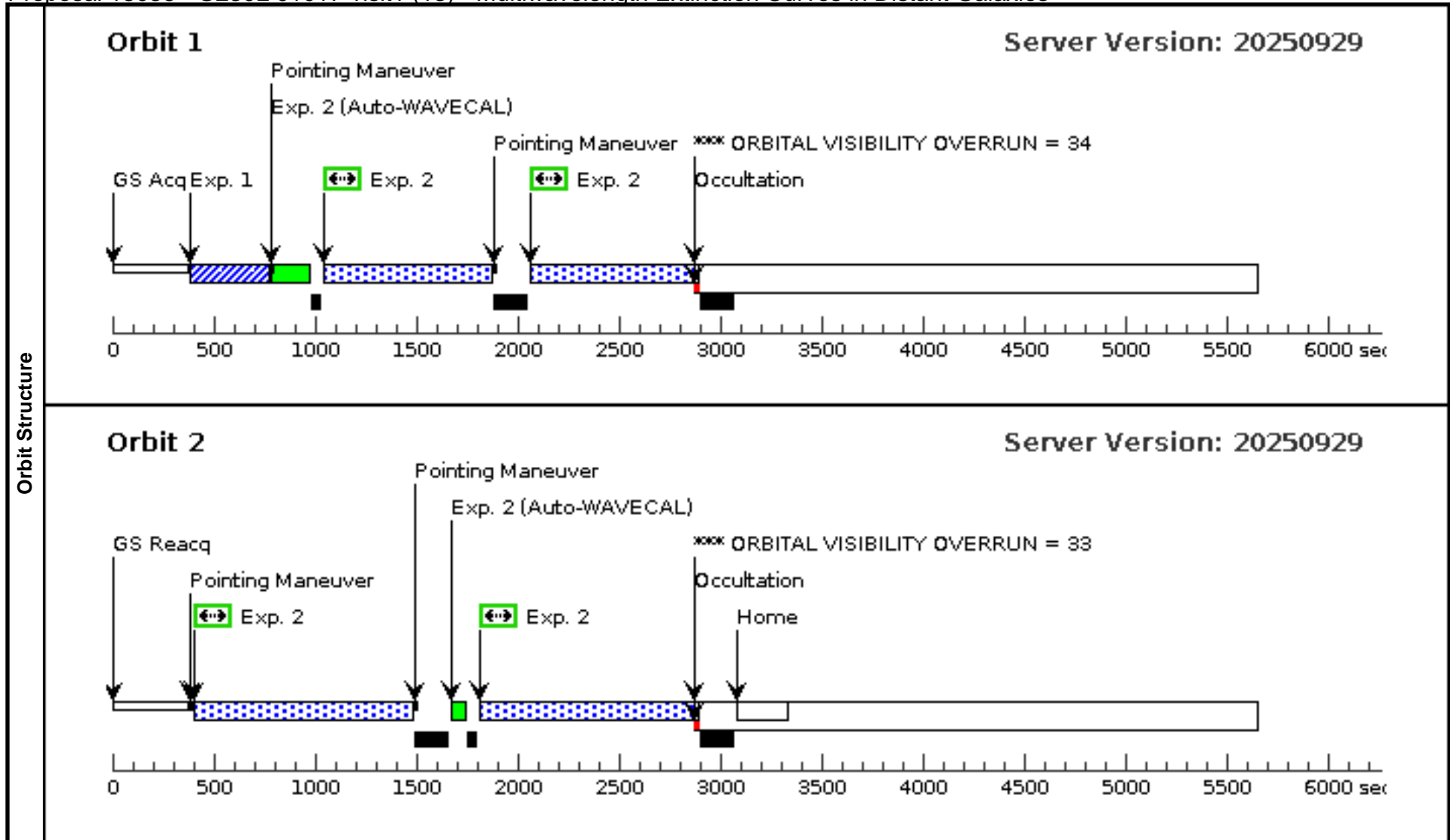
Exposures	#	Label (ETC Run)	Target	Config,Mode,Aperture	Spectral Els.	Opt. Params.	Special Reqs.	Groups	Exp. Time (Total)/[Actual Dur.]	Orbit
	1	G230L-J1619-ACQ (STIS.ta.2023695)	(3) WISEA-J161916.54+334238.4	STIS/CCD, ACQ, F28X50LP	MIRROR	ACQTYPE=POINT			8 Secs (8 Secs) [==>]	[1]
	<i>Comments: Calculated using SDSS r-band magnitude, assuming it could be 1.5 magnitudes fainter than catalogued to account for possible variability.</i>									
	2	G230L-J1619-science (STIS.sp.2024074)	(3) WISEA-J161916.54+334238.4	STIS/NUV-MAMA, TIME-TAG, 52X0.2	G230L 2376 A	BUFFER-TIME=12 71		Pattern 4, Exps 2-2 in G230L-J1619 (12) (4)	800 Secs (1842 Secs) [==>921.0 Secs (Pattern 1)] [==>921.0 Secs (Pattern 2)]	[1]



Proposal 18036 - G230L-J1017-visit1 (13) - Multiwavelength Extinction Curves in Distant Galaxies

Wed Jan 28 19:01:20 GMT 2026

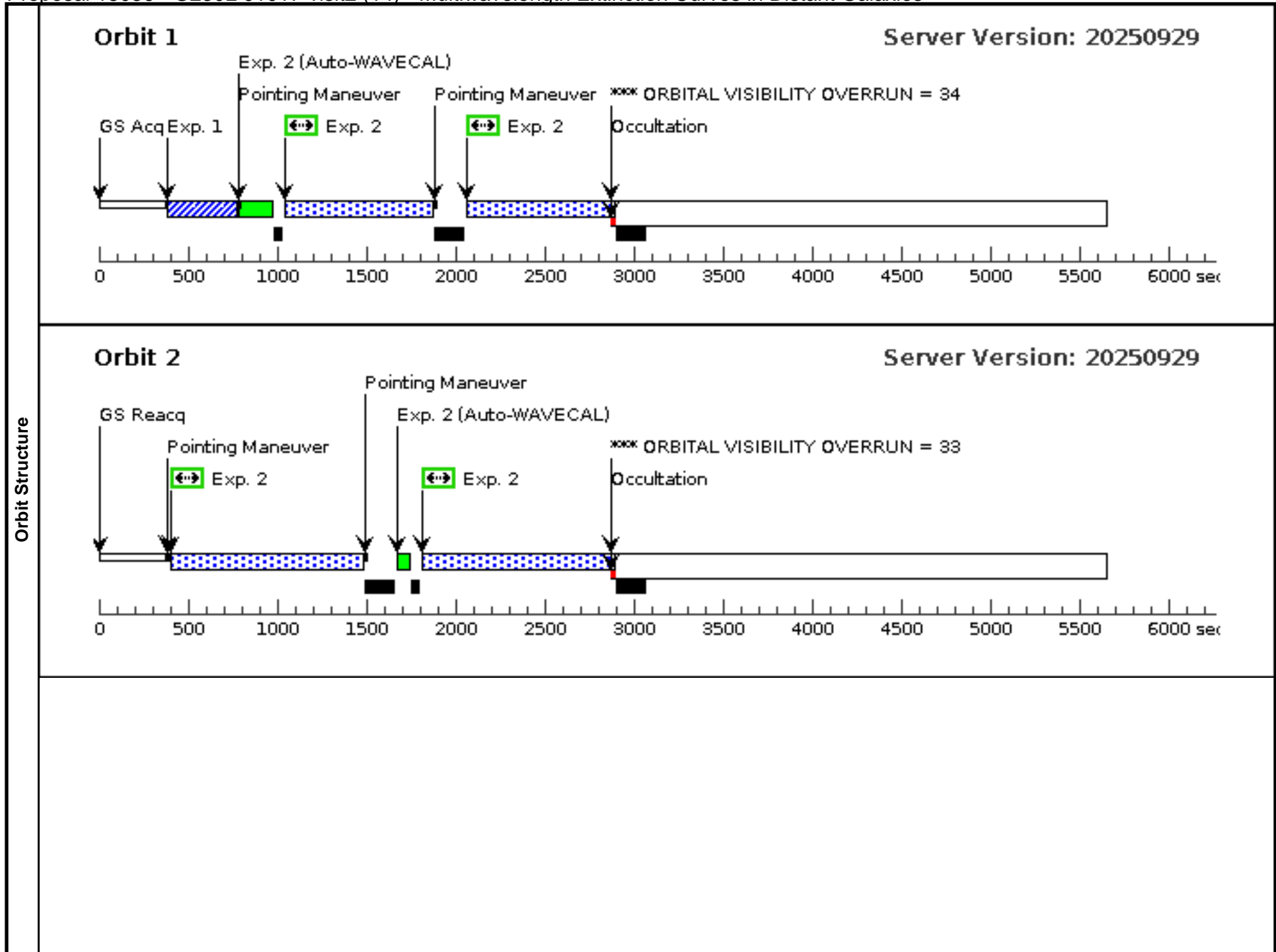
Visit	Proposal 18036, G230L-J1017-visit1 (13), implementation Diagnostic Status: Warning Scientific Instruments: STIS/NUV-MAMA, STIS/CCD Special Requirements: SCHED 100%										
	(G230L-J1017-visit1 (13)) Warning (Orbit Planner): ORBITAL VISIBILITY OVERRUN (G230L-J1017-visit1 (13)) Warning (Orbit Planner): ORBITAL VISIBILITY OVERRUN										
Diagnosics											
Patterns	#	Primary Pattern				Secondary Pattern				Exposures	
	(7)	Pattern Type=STIS-ALONG-SLIT Coordinate Frame=POS-TARG Purpose=DITHER Pattern Orientation=90.0 Number Of Points=4 Angle Between Sides= Point Spacing=0.4 Center Pattern=true Line Spacing=								(2)	
Fixed Targets	#	Name	Target Coordinates	Targ. Coord. Corrections		Fluxes		Miscellaneous			
	(2)	WISEA-J101751.12+474940.1	RA: 10 17 51.1503 (154.4631263d) Dec: +47 49 40.04 (47.82779d) Equinox: J2000	Proper Motion RA: -0.046 mas/yr Proper Motion Dec: 0.022 mas/yr Epoch of Position: 2000 Redshift: 1.222015		V=19.05+/-0.21 g=19.1, NUV GALEX = 20.8		Reference Frame: ICRS			
Comments: This object was generated by the targetselector and retrieved from the NED database. Coordinates and proper motion updated to match SIMBAD. The redshift was taken from NED. V-magnitude from SIMBAD with uncertainty based on difference with estimated V-magnitude from SDSS observations. Category=GALAXY Description=[QSO] Extended=NO											
Exposures	#	Label (ETC Run)	Target	Config,Mode,Aperture	Spectral Els.	Opt. Params.	Special Reqs.	Groups	Exp. Time (Total)/[Actual Dur.]		Orbit
	1	G230L-J1017-ACQ-visit1 (STIS.ta.2023690)	(2) WISEA-J101751.12+474940.1	STIS/CCD, ACQ, F28X50LP	MIRROR	ACQTYPE=POINT			41 Secs (41 Secs)		
										[==>]	[1]
	Comments: Calculated using SDSS r-band magnitude, assuming it could be 1.5 magnitudes fainter than catalogued to account for possible variability.										
2	G230L-J1017-science-visit1 (STIS.sp.2023823)	(2) WISEA-J101751.12+474940.1	STIS/NUV-MAMA, TIME-TAG, 52X0.2	G230L 2376 A	BUFFER-TIME=1608			Pattern 7, Exps 2-2 in G230L-J1017-visit1 (13) (7)	700 Secs (3756 Secs)		
									[==>814.0 Secs (Pattern 1)]	[1]	
									[==>814.0 Secs (Pattern 2)]		
									[==>1064.0 Secs (Pattern 3)]	[2]	
									[==>1064.0 Secs (Pattern 4)]		

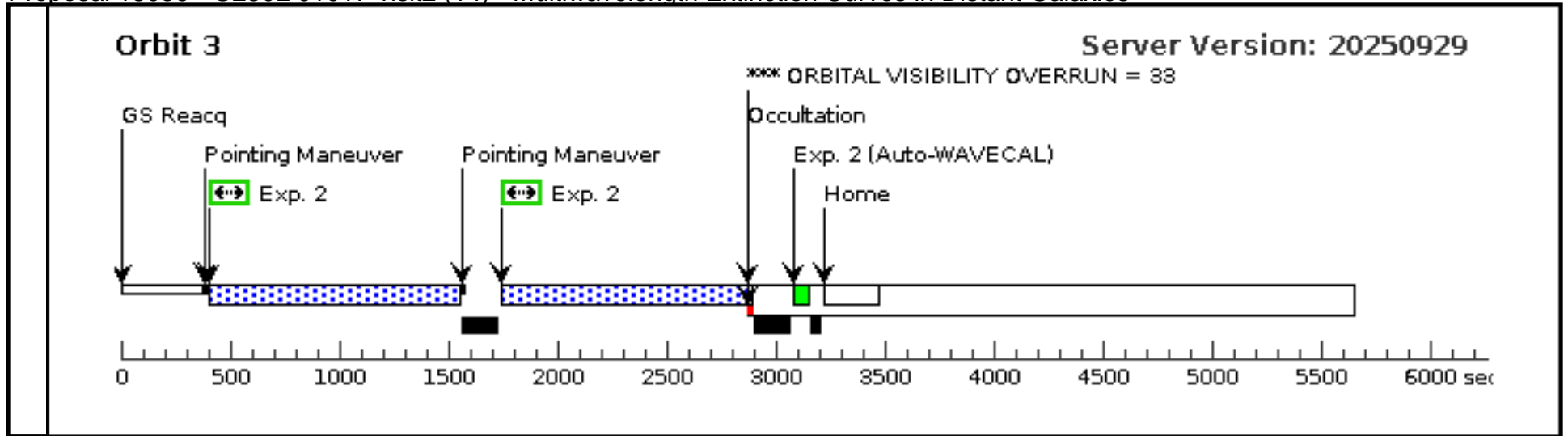


Proposal 18036 - G230L-J1017-visit2 (14) - Multiwavelength Extinction Curves in Distant Galaxies

Wed Jan 28 19:01:20 GMT 2026

Visit	Proposal 18036, G230L-J1017-visit2 (14), implementation Diagnostic Status: Warning Scientific Instruments: STIS/NUV-MAMA, STIS/CCD Special Requirements: SCHED 100%											
	(G230L-J1017-visit2 (14)) Warning (Orbit Planner): ORBITAL VISIBILITY OVERRUN (G230L-J1017-visit2 (14)) Warning (Orbit Planner): ORBITAL VISIBILITY OVERRUN (G230L-J1017-visit2 (14)) Warning (Orbit Planner): ORBITAL VISIBILITY OVERRUN											
Diagnosics												
Patterns	#	Primary Pattern				Secondary Pattern				Exposures		
	(6)	Pattern Type=STIS-ALONG-SLIT Coordinate Frame=POS-TARG Purpose=DITHER Pattern Orientation=90.0 Number Of Points=6 Angle Between Sides= Point Spacing=0.3 Center Pattern=true Line Spacing=								(2)		
Fixed Targets	#	Name	Target Coordinates	Targ. Coord. Corrections		Fluxes		Miscellaneous				
	(2)	WISEA-J101751.12+474940.1	RA: 10 17 51.1503 (154.4631263d) Dec: +47 49 40.04 (47.82779d) Equinox: J2000	Proper Motion RA: -0.046 mas/yr Proper Motion Dec: 0.022 mas/yr Epoch of Position: 2000 Redshift: 1.222015		V=19.05+/-0.21 g=19.1, NUV GALEX = 20.8		Reference Frame: ICRS				
<i>Comments: This object was generated by the targetselector and retrieved from the NED database. Coordinates and proper motion updated to match SIMBAD. The redshift was taken from NED. V-magnitude from SIMBAD with uncertainty based on difference with estimated V-magnitude from SDSS observations.</i> Category=GALAXY Description=[QSO] Extended=NO												
Exposures	#	Label (ETC Run)	Target	Config,Mode,Aperture	Spectral Els.	Opt. Params.	Special Reqs.	Groups	Exp. Time (Total)/[Actual Dur.]		Orbit	
	1	G230L-J1017-ACQ-visit2 (STIS.ta.2023690)	(2) WISEA-J101751.12+474940.1	STIS/CCD, ACQ, F28X50LP	MIRROR	ACQTYPE=POINT			41 Secs (41 Secs)			
	<i>Comments: Calculated using SDSS r-band magnitude, assuming it could be 1.5 magnitudes fainter than catalogued to account for possible variability.</i>											
	2	G230L-J1017-science-visit2 (STIS.sp.2023823)	(2) WISEA-J101751.12+474940.1	STIS/NUV-MAMA, TIME-TAG, 52X0.2	G230L 2376 A	BUFFER-TIME=1608			Pattern 6, Exps 2-2 in G230L-J1017-visit2 (14) (6)	800 Secs (6026 Secs)		
										[==>814.0 Secs (Pattern 1)]	[1]	
									[==>814.0 Secs (Pattern 2)]	[1]		
									[==>1064.0 Secs (Pattern 3)]	[2]		
									[==>1064.0 Secs (Pattern 4)]	[2]		
									[==>1135.0 Secs (Pattern 5)]	[3]		
									[==>1135.0 Secs (Pattern 6)]	[3]		

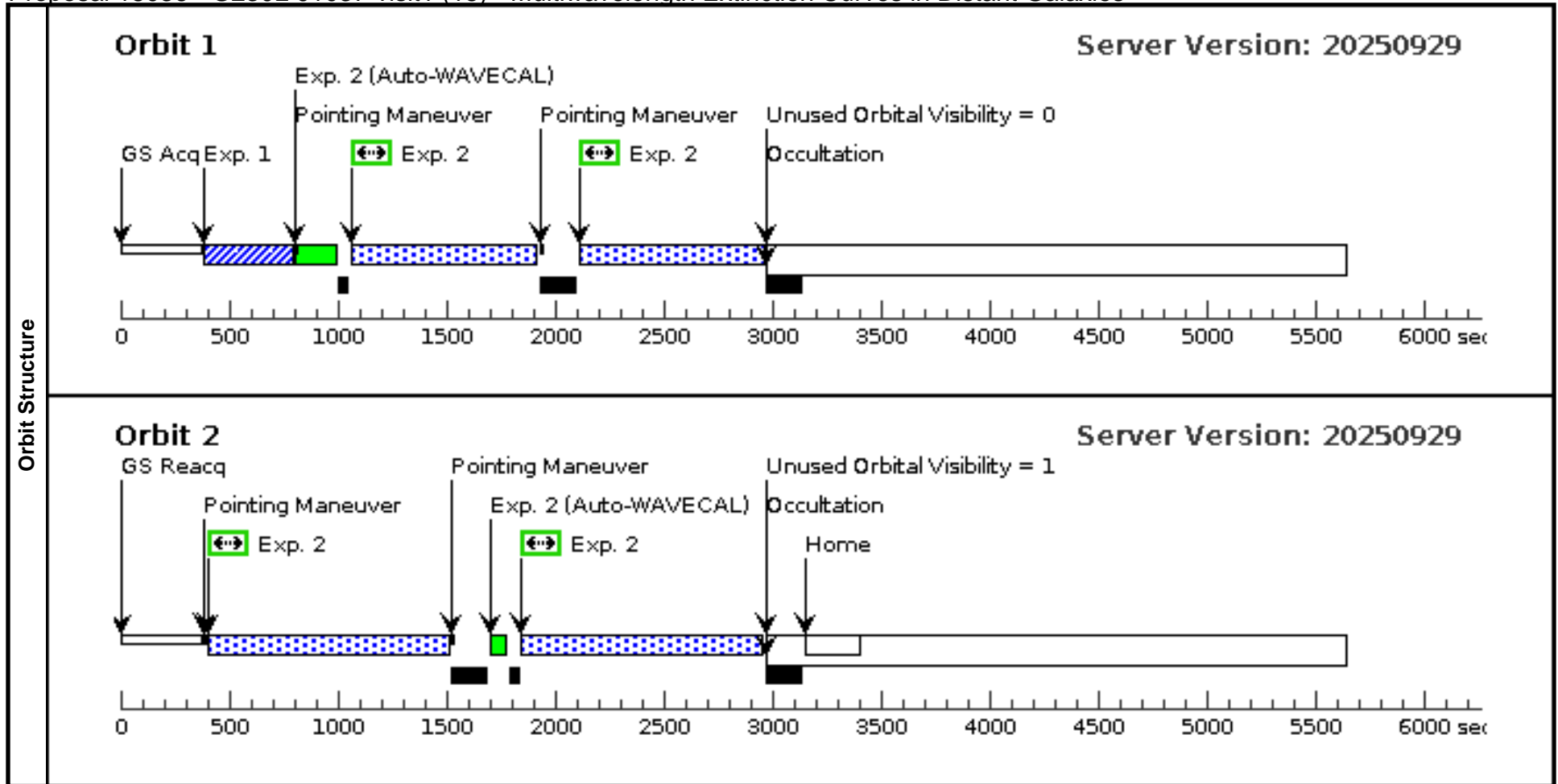




Proposal 18036 - G230L-J1037-visit1 (15) - Multiwavelength Extinction Curves in Distant Galaxies

Wed Jan 28 19:01:20 GMT 2026

Visit		Proposal 18036, G230L-J1037-visit1 (15), scheduling Diagnostic Status: No Diagnostics Scientific Instruments: STIS/NUV-MAMA, STIS/CCD Special Requirements: (none)								
Patterns	#	Primary Pattern			Secondary Pattern		Exposures			
	(5)	Pattern Type=STIS-ALONG-SLIT Purpose=DITHER Number Of Points=4 Point Spacing=0.3 Line Spacing=	Coordinate Frame=POS-TARG Pattern Orientation=90.0 Angle Between Sides= Center Pattern=true			(2)				
Fixed Targets	#	Name	Target Coordinates	Targ. Coord. Corrections	Fluxes	Miscellaneous				
	(1)	WISEA-J103718.76+014430.9	RA: 10 37 18.7770 (159.3282375d) Dec: +01 44 30.76 (1.74188d) Equinox: J2000	Proper Motion RA: 0.233 mas/yr Proper Motion Dec: -0.175 mas/yr Epoch of Position: 2000 Redshift: 1.480796	V=19.24+/-0.09 g=19.2; NUV GALEX=20.8	Reference Frame: ICRS				
<i>Comments: This object was generated by the targetselector and retrieved from the NED database. Coordinates and proper motion updated to match SIMBAD. The redshift was taken from NED. V-magnitude from SIMBAD with uncertainty based on difference with estimated V-magnitude from SDSS observations.</i> Category=GALAXY Description=[QSO] Extended=NO										
Exposures	#	Label (ETC Run)	Target	Config,Mode,Aperture	Spectral Els.	Opt. Params.	Special Reqs.	Groups	Exp. Time (Total)/[Actual Dur.]	Orbit
	1	G230L-J1037-ACQ-visit1 (STIS.ta.2023673)	(1) WISEA-J103718.76+014430.9	STIS/CCD, ACQ, F28X50LP	MIRROR	ACQTYPE=POINT			46 Secs (46 Secs) [==>]	[1]
	<i>Comments: Calculated using SDSS r-band magnitude, assuming it could be 1.5 magnitudes fainter than catalogued to account for possible variability.</i>									
2	G230L-J1037-science-visit1 (STIS.sp.2024070)	(1) WISEA-J103718.76+014430.9	STIS/NUV-MAMA, TIME-TAG, 52X0.2	G230L 2376 A	BUFFER-TIME=1607			Pattern 5, Exps 2-2 in G230L-J1037-visit1 (15) (5)	902 Secs (3884 Secs) [==>841.0 Secs (Pattern 1)] [==>841.0 Secs (Pattern 2)] [==>1101.0 Secs (Pattern 3)] [==>1101.0 Secs (Pattern 4)]	[1] [2]



Proposal 18036 - G230L-J1037-visit2 (16) - Multiwavelength Extinction Curves in Distant Galaxies

Wed Jan 28 19:01:20 GMT 2026

Visit	Proposal 18036, G230L-J1037-visit2 (16), scheduling Diagnostic Status: No Diagnostics Scientific Instruments: STIS/NUV-MAMA, STIS/CCD Special Requirements: (none)									
	Patterns	#	Primary Pattern			Secondary Pattern			Exposures	
		(7)	Pattern Type=STIS-ALONG-SLIT	Coordinate Frame=POS-TARG						
		Purpose=DITHER	Pattern Orientation=90.0							
		Number Of Points=4	Angle Between Sides=							
		Point Spacing=0.4	Center Pattern=true							
		Line Spacing=								
Fixed Targets	#	Name	Target Coordinates	Targ. Coord. Corrections		Fluxes	Miscellaneous			
	(1)	WISEA-J103718.76+014430.9	RA: 10 37 18.7770 (159.3282375d) Dec: +01 44 30.76 (1.74188d) Equinox: J2000	Proper Motion RA: 0.233 mas/yr Proper Motion Dec: -0.175 mas/yr Epoch of Position: 2000 Redshift: 1.480796		V=19.24+/-0.09 g=19.2; NUV GALEX=20.8	Reference Frame: ICRS			
	<i>Comments: This object was generated by the targetselector and retrieved from the NED database. Coordinates and proper motion updated to match SIMBAD. The redshift was taken from NED. V-magnitude from SIMBAD with uncertainty based on difference with estimated V-magnitude from SDSS observations.</i> Category=GALAXY Description=[QSO] Extended=NO									
Exposures	#	Label (ETC Run)	Target	Config,Mode,Aperture	Spectral Els.	Opt. Params.	Special Reqs.	Groups	Exp. Time (Total)/[Actual Dur.]	Orbit
	1	G230L-J1037-ACQ-visit1 (STIS.ta.2023673)	(1) WISEA-J103718.76+014430.9	STIS/CCD, ACQ, F28X50LP	MIRROR	ACQTYPE=POINT			46 Secs (46 Secs) [==>]	[1]
	<i>Comments: Calculated using SDSS r-band magnitude, assuming it could be 1.5 magnitudes fainter than catalogued to account for possible variability.</i>									
	2	G230L-J1037-science-visit2 (STIS.sp.2024070)	(1) WISEA-J103718.76+014430.9	STIS/NUV-MAMA, TIME-TAG, 52X0.2	G230L 2376 A	BUFFER-TIME=1607		Pattern 7, Exps 2-2 in G230L-J1037-visit2 (16) (7)	902 Secs (3884 Secs) [==>841.0 Secs (Pattern 1)] [==>841.0 Secs (Pattern 2)] [==>1101.0 Secs (Pattern 3)] [==>1101.0 Secs (Pattern 4)]	[1] [2]

