



12704 - UVIS Grism: Flux Calibration

Cycle: 19, Proposal Category: CAL/WFC3

(Availability Mode: RESTRICTED)

INVESTIGATORS

<i>Name</i>	<i>Institution</i>	<i>E-Mail</i>
Dr. Norbert Pirzkal (PI)	Space Telescope Science Institute	npirzkal@stsci.edu
Mr. Bryan Hilbert (CoI)	Space Telescope Science Institute	hilbert@stsci.edu
Dr. Janice C. Lee (CoI)	Space Telescope Science Institute	jlee@stsci.edu

VISITS

<i>Visit</i>	<i>Targets used in Visit</i>	<i>Configurations used in Visit</i>	<i>Orbits Used</i>	<i>Last Orbit Planner Run</i>	<i>OP Current with Visit?</i>
02	(1) GD-71	WFC3/UVIS	3	16-May-2012 21:49:22.0	yes
03	(1) GD-71	WFC3/UVIS	3	16-May-2012 21:50:29.0	yes

6 Total Orbits Used

ABSTRACT

10 pointings (5 per CHIP) of GD71 using the G280 grism. The 5 positions on each CHIP will repeat 3 (critical as they show +1 and 1 orders) previously observed positions and add 2 new positions to better sample the 2D variability of the grism wavelength relations. Final (Cycle 18 + Cycle 19) sampling will be 3x3 per CHIP.

OBSERVING DESCRIPTION

Flux calibration of the UVIS CHIP1 and CHIP2 using GD-71 as a calibrator

Proposal 12704 - Visit 02 - UVIS Grism: Flux Calibration

Thu May 17 01:50:45 GMT 2012

Visit	Proposal 12704, Visit 02, completed Diagnostic Status: Warning Scientific Instruments: WFC3/UVIS Special Requirements: (none) <i>Comments: Repeat of visit 01.</i>					
	(Visit 02) Warning (Orbit Planner): SUBARRAY OFF OF DETECTOR (Visit 02) Warning (Orbit Planner): SUBARRAY OFF OF DETECTOR (Visit 02) Warning (Orbit Planner): SUBARRAY OFF OF DETECTOR (Visit 02) Warning (Orbit Planner): SUBARRAY OFF OF DETECTOR (Visit 02) Warning (Orbit Planner): SUBARRAY OFF OF DETECTOR					
Diagnosics						
Patterns	#	Primary Pattern	Secondary Pattern	Exposures		
	(1)	Pattern Type=WFC3-UVIS-DITHER- LINE Purpose=DITHER Number Of Points=3 Point Spacing=0.145 Line Spacing= Coordinate Frame=POS-TARG Pattern Orientation=46.84 Angle Between Sides= Center Pattern=false		(3), (6), (9), (12), (15), (18), (21), (24), (27), (30)		
Fixed Targets	#	Name	Target Coordinates	Targ. Coord. Corrections	Fluxes	Miscellaneous
	(1)	GD-71	RA: 05 52 27.6300 (88.1151250d) Dec: +15 53 13.37 (15.88705d) Equinox: J2000		V=13.06	Reference Frame: ICRS

Proposal 12704 - Visit 02 - UVIS Grism: Flux Calibration

#	Label	Target	Config,Mode,Aperture	Spectral Els.	Opt. Params.	Special Reqs.	Groups	Exp. Time/[Actual Dur.]	Orbit
Exposures	1	Chip 1 UC F (1) GD-71 200LP	WFC3/UVIS, ACCUM, G280-REF	F200LP	CR-SPLIT=NO; SIZEAXIS2=768; CENTERAXIS2=37 15; AMP=B	POS TARG 0.0,60.0		0.5 Secs [==>]	[1]
	2	Chip 1 UC F (1) GD-71 300X	WFC3/UVIS, ACCUM, G280-REF	F300X	CR-SPLIT=NO; SIZEAXIS2=768; CENTERAXIS2=37 15; AMP=B	POS TARG 0.0,60.0		0.5 Secs [==>]	[1]
	3	Chip 1 UC (1) GD-71 G280	WFC3/UVIS, ACCUM, UVIS	G280	CR-SPLIT=NO; SIZEAXIS2=768; CENTERAXIS2=37 15; AMP=B	POS TARG 0.0,60.0	Pattern 1, Exps 3-3 i n Visit 02 (1)	10 Secs [==>(Pattern 1)] [==>(Pattern 2)] [==>(Pattern 3)]	[1]
	4	Chip 1 LL F (1) GD-71 200LP	WFC3/UVIS, ACCUM, G280-REF	F200LP	CR-SPLIT=NO; SIZEAXIS2=768; CENTERAXIS2=24 36; AMP=B	POS TARG -50.0,30		0.5 Secs [==>]	[1]
	5	Chip 1 LL F (1) GD-71 300X	WFC3/UVIS, ACCUM, G280-REF	F300X	CR-SPLIT=NO; SIZEAXIS2=768; CENTERAXIS2=24 36; AMP=B	POS TARG -50.0,30		0.5 Secs [==>]	[1]
	6	Chip 1 LL G (1) GD-71 280	WFC3/UVIS, ACCUM, UVIS	G280	CR-SPLIT=NO; SIZEAXIS2=768; CENTERAXIS2=24 36; AMP=B	POS TARG -50.0,30	Pattern 1, Exps 6-6 i n Visit 02 (1)	10 Secs [==>(Pattern 1)] [==>(Pattern 2)] [==>(Pattern 3)]	[1]
	7	Chip 1 LC F (1) GD-71 200LP	WFC3/UVIS, ACCUM, G280-REF	F200LP	CR-SPLIT=NO; SIZEAXIS2=768; CENTERAXIS2=24 36; AMP=B	POS TARG 0.0,30		0.5 Secs [==>]	[1]
	8	Chip 1 LC F (1) GD-71 300X	WFC3/UVIS, ACCUM, G280-REF	F300X	CR-SPLIT=NO; SIZEAXIS2=768; CENTERAXIS2=24 36; AMP=B	POS TARG 0.0,30		0.5 Secs [==>]	[1]
	9	Chip 1 LC G (1) GD-71 280	WFC3/UVIS, ACCUM, UVIS	G280	CR-SPLIT=NO; SIZEAXIS2=768; CENTERAXIS2=24 36; AMP=B	POS TARG 0.0,30	Pattern 1, Exps 9-9 i n Visit 02 (1)	10 Secs [==>(Pattern 1)] [==>(Pattern 2)] [==>(Pattern 3)]	[1]

Proposal 12704 - Visit 02 - UVIS Grism: Flux Calibration

10	Chip 1 LR F (1) GD-71 200LP	WFC3/UVIS, ACCUM, G280-REF	F200LP	CR-SPLIT=NO; SIZEAXIS2=768; CENTERAXIS2=24 36; AMP=B	POS TARG 60.0,30		0.5 Secs [==>]	[1]
11	Chip 1 LR F (1) GD-71 300X	WFC3/UVIS, ACCUM, G280-REF	F300X	CR-SPLIT=NO; SIZEAXIS2=768; CENTERAXIS2=24 36; AMP=B	POS TARG 60.0,30		0.5 Secs [==>]	[1]
12	Chip 1 LR G (1) GD-71 280	WFC3/UVIS, ACCUM, UVIS	G280	CR-SPLIT=NO; SIZEAXIS2=768; CENTERAXIS2=24 36; AMP=B	POS TARG 60.0,30	Pattern 1, Exps 12-1 2 in Visit 02 (1)	10 Secs [==>(Pattern 1)] [==>(Pattern 2)] [==>(Pattern 3)]	[1] [2]
13	Chip 1 C F2 (1) GD-71 00LP	WFC3/UVIS, ACCUM, G280-REF	F200LP	CR-SPLIT=NO; SIZEAXIS2=768; CENTERAXIS2=T ARGET; AMP=B	POS TARG 0.0,5.0		0.5 Secs [==>]	[2]
14	Chip 1 C F3 (1) GD-71 00X	WFC3/UVIS, ACCUM, G280-REF	F300X	CR-SPLIT=NO; SIZEAXIS2=768; CENTERAXIS2=T ARGET; AMP=B	POS TARG 0.0,5		0.5 Secs [==>]	[2]
15	Chip 1 C G2 (1) GD-71 80	WFC3/UVIS, ACCUM, UVIS	G280	CR-SPLIT=NO; SIZEAXIS2=768; CENTERAXIS2=T ARGET; AMP=B	POS TARG 0.0,5	Pattern 1, Exps 15-1 5 in Visit 02 (1)	10 Secs [==>(Pattern 1)] [==>(Pattern 2)] [==>(Pattern 3)]	[2]
16	Chip 2 UC F (1) GD-71 200LP	WFC3/UVIS, ACCUM, G280-REF	F200LP	CR-SPLIT=NO; SIZEAXIS2=768; CENTERAXIS2=16 67; AMP=D	POS TARG 0.0,-25. 0		0.5 Secs [==>]	[2]
17	Chip 2 UC F (1) GD-71 300X	WFC3/UVIS, ACCUM, G280-REF	F300X	CR-SPLIT=NO; SIZEAXIS2=768; CENTERAXIS2=16 67; AMP=D	POS TARG 0.0,-25. 0		0.5 Secs [==>]	[2]
18	Chip 1 UC (1) GD-71 G280	WFC3/UVIS, ACCUM, UVIS	G280	CR-SPLIT=NO; SIZEAXIS2=768; CENTERAXIS2=16 67; AMP=D	POS TARG 0.0,-25. 0	Pattern 1, Exps 18-1 8 in Visit 02 (1)	10 Secs [==>(Pattern 1)] [==>(Pattern 2)] [==>(Pattern 3)]	[2]

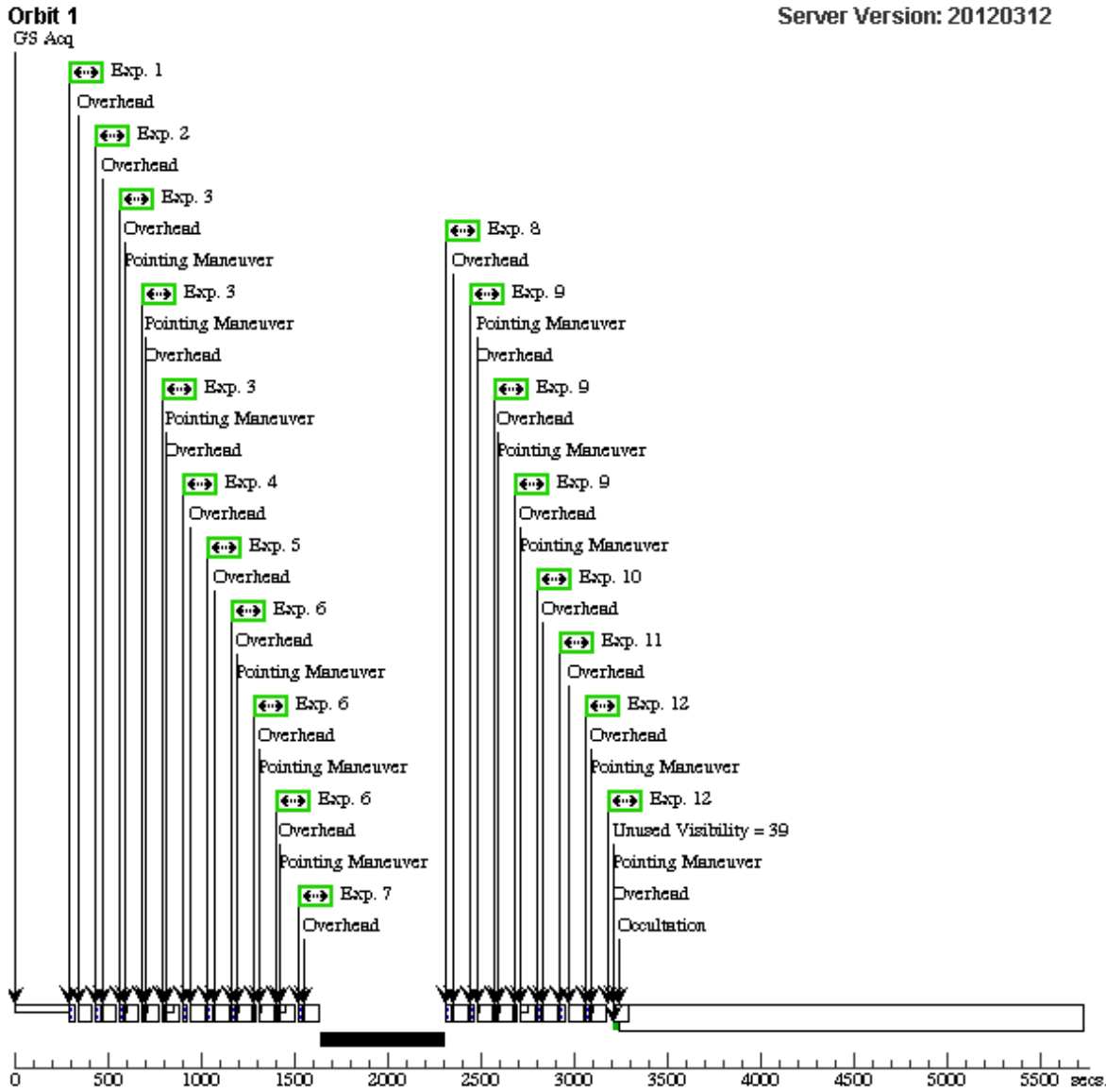
Proposal 12704 - Visit 02 - UVIS Grism: Flux Calibration

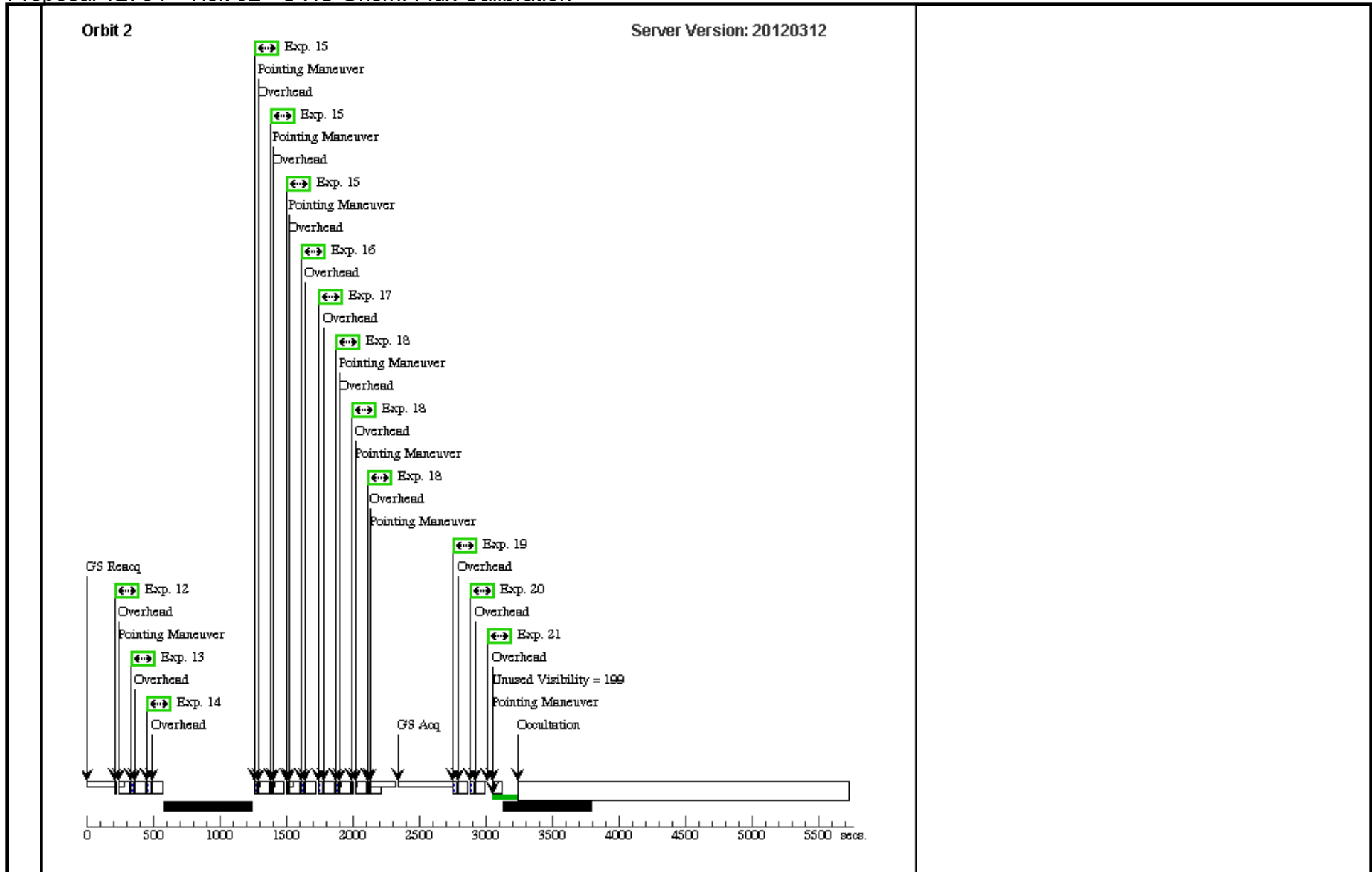
19	Chip 2 LL F (1) GD-71 200LP	WFC3/UVIS, ACCUM, G280-REF	F200LP	CR-SPLIT=NO; SIZEAXIS2=768; CENTERAXIS2=38 5; AMP=D	POS TARG -50.0,-5 0		0.5 Secs [==>]	[2]
20	Chip 2 LL F (1) GD-71 300X	WFC3/UVIS, ACCUM, G280-REF	F300X	CR-SPLIT=NO; SIZEAXIS2=768; CENTERAXIS2=38 5; AMP=D	POS TARG -50.0,-5 0		0.5 Secs [==>]	[2]
21	Chip 1 LL G (1) GD-71 280	WFC3/UVIS, ACCUM, UVIS	G280	CR-SPLIT=NO; SIZEAXIS2=768; CENTERAXIS2=38 5; AMP=D	POS TARG -50.0,-5 0	Pattern 1, Exps 21-2 1 in Visit 02 (1)	10 Secs [==>(Pattern 1)] [==>(Pattern 2)] [==>(Pattern 3)]	[2] [3]
22	Chip 2 LC F (1) GD-71 200LP	WFC3/UVIS, ACCUM, G280-REF	F200LP	CR-SPLIT=NO; SIZEAXIS2=768; CENTERAXIS2=38 5; AMP=D	POS TARG 0.0,-50		0.5 Secs [==>]	[3]
23	Chip 2 LC F (1) GD-71 300X	WFC3/UVIS, ACCUM, G280-REF	F300X	CR-SPLIT=NO; SIZEAXIS2=768; CENTERAXIS2=38 5; AMP=D	POS TARG 0.0,-50		0.5 Secs [==>]	[3]
24	Chip 1 LC G (1) GD-71 280	WFC3/UVIS, ACCUM, UVIS	G280	CR-SPLIT=NO; SIZEAXIS2=768; CENTERAXIS2=38 5; AMP=D	POS TARG 0.0,-50	Pattern 1, Exps 24-2 4 in Visit 02 (1)	10 Secs [==>(Pattern 1)] [==>(Pattern 2)] [==>(Pattern 3)]	[3]
25	Chip 2 LR F (1) GD-71 200LP	WFC3/UVIS, ACCUM, G280-REF	F200LP	CR-SPLIT=NO; SIZEAXIS2=768; CENTERAXIS2=38 5; AMP=D	POS TARG 60.0,-50		0.5 Secs [==>]	[3]
26	Chip 2 LR F (1) GD-71 300X	WFC3/UVIS, ACCUM, G280-REF	F300X	CR-SPLIT=NO; SIZEAXIS2=768; CENTERAXIS2=38 5; AMP=D	POS TARG 60.0,-50		0.5 Secs [==>]	[3]
27	Chip 1 LR G (1) GD-71 280	WFC3/UVIS, ACCUM, UVIS	G280	CR-SPLIT=NO; SIZEAXIS2=768; CENTERAXIS2=38 5; AMP=D	POS TARG 60.0,-50	Pattern 1, Exps 27-2 7 in Visit 02 (1)	10 Secs [==>(Pattern 1)] [==>(Pattern 2)] [==>(Pattern 3)]	[3]

Proposal 12704 - Visit 02 - UVIS Grism: Flux Calibration

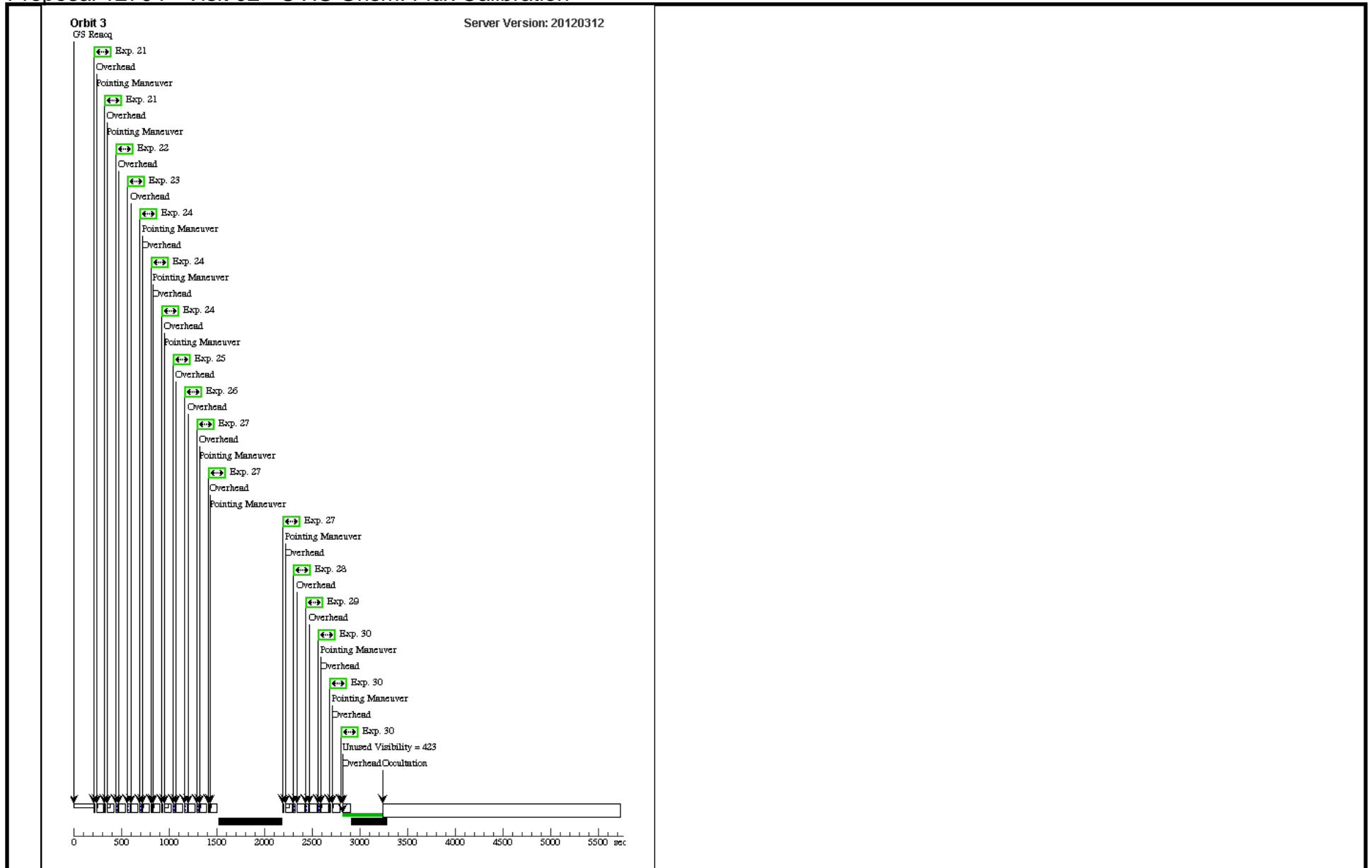
28	Chip 2 C F2 (1) GD-71 00LP	WFC3/UVIS, ACCUM, G280-REF	F200LP	CR-SPLIT=NO; SIZEAXIS2=768; CENTERAXIS2=10 26; AMP=D	POS TARG 0.0,-80	0.5 Secs	
						[==>]	[3]
29	Chip 2 C F3 (1) GD-71 00X	WFC3/UVIS, ACCUM, G280-REF	F300X	CR-SPLIT=NO; SIZEAXIS2=768; CENTERAXIS2=10 26; AMP=D	POS TARG 0.0,-80	0.5 Secs	
						[==>]	[3]
30	Chip 1 C G2 (1) GD-71 80	WFC3/UVIS, ACCUM, UVIS	G280	CR-SPLIT=NO; SIZEAXIS2=768; CENTERAXIS2=10 26; AMP=D	POS TARG 0.0,-80	10 Secs	
						[==>(Pattern 1)]	
						[==>(Pattern 2)]	[3]

Orbit Structure





Proposal 12704 - Visit 02 - UVIS Grism: Flux Calibration



Proposal 12704 - Visit 03 - UVIS Grism: Flux Calibration

Thu May 17 01:50:49 GMT 2012

Visit	<p>Proposal 12704, Visit 03</p> <p>Diagnostic Status: Warning</p> <p>Scientific Instruments: WFC3/UVIS</p> <p>Special Requirements: (none)</p> <p><i>Comments: Repeat of visit 02.</i></p>					
	<p>(Visit 03) Warning (Orbit Planner): SUBARRAY OFF OF DETECTOR</p> <p>(Visit 03) Warning (Orbit Planner): SUBARRAY OFF OF DETECTOR</p> <p>(Visit 03) Warning (Orbit Planner): SUBARRAY OFF OF DETECTOR</p> <p>(Visit 03) Warning (Orbit Planner): SUBARRAY OFF OF DETECTOR</p> <p>(Visit 03) Warning (Orbit Planner): SUBARRAY OFF OF DETECTOR</p> <p>(Visit 03) Warning (Orbit Planner): SUBARRAY OFF OF DETECTOR</p> <p>(Visit 03) Warning (Orbit Planner): SUBARRAY OFF OF DETECTOR</p> <p>(Visit 03) Warning (Orbit Planner): SUBARRAY OFF OF DETECTOR</p> <p>(Visit 03) Warning (Orbit Planner): SUBARRAY OFF OF DETECTOR</p> <p>(Visit 03) Warning (Orbit Planner): SUBARRAY OFF OF DETECTOR</p> <p>(Visit 03) Warning (Orbit Planner): SUBARRAY OFF OF DETECTOR</p> <p>(Visit 03) Warning (Orbit Planner): SUBARRAY OFF OF DETECTOR</p> <p>(Visit 03) Warning (Orbit Planner): SUBARRAY OFF OF DETECTOR</p> <p>(Visit 03) Warning (Orbit Planner): SUBARRAY OFF OF DETECTOR</p> <p>(Visit 03) Warning (Orbit Planner): SUBARRAY OFF OF DETECTOR</p> <p>(Visit 03) Warning (Orbit Planner): SUBARRAY OFF OF DETECTOR</p> <p>(Visit 03) Warning (Orbit Planner): SUBARRAY OFF OF DETECTOR</p> <p>(Visit 03) Warning (Orbit Planner): SUBARRAY OFF OF DETECTOR</p> <p>(Visit 03) Warning (Orbit Planner): SUBARRAY OFF OF DETECTOR</p> <p>(Visit 03) Warning (Orbit Planner): SUBARRAY OFF OF DETECTOR</p> <p>(Visit 03) Warning (Orbit Planner): SUBARRAY OFF OF DETECTOR</p> <p>(Visit 03) Warning (Orbit Planner): SUBARRAY OFF OF DETECTOR</p> <p>(Visit 03) Warning (Orbit Planner): SUBARRAY OFF OF DETECTOR</p> <p>(Visit 03) Warning (Orbit Planner): SUBARRAY OFF OF DETECTOR</p> <p>(Visit 03) Warning (Orbit Planner): SUBARRAY OFF OF DETECTOR</p> <p>(Visit 03) Warning (Orbit Planner): SUBARRAY OFF OF DETECTOR</p> <p>(Visit 03) Warning (Orbit Planner): SUBARRAY OFF OF DETECTOR</p> <p>(Visit 03) Warning (Orbit Planner): SUBARRAY OFF OF DETECTOR</p> <p>(Visit 03) Warning (Orbit Planner): SUBARRAY OFF OF DETECTOR</p> <p>(Visit 03) Warning (Orbit Planner): SUBARRAY OFF OF DETECTOR</p> <p>(Visit 03) Warning (Orbit Planner): SUBARRAY OFF OF DETECTOR</p> <p>(Visit 03) Warning (Orbit Planner): SUBARRAY OFF OF DETECTOR</p> <p>(Visit 03) Warning (Orbit Planner): SUBARRAY OFF OF DETECTOR</p>					
Diagnosics						
Patterns	#	Primary Pattern		Secondary Pattern	Exposures	
	(1)	Pattern Type=WFC3-UVIS-DITHER-LINE Purpose=DITHER Number Of Points=3 Point Spacing=0.145 Line Spacing=	Coordinate Frame=POS-TARG Pattern Orientation=46.84 Angle Between Sides= Center Pattern=false		(3), (6), (9), (12), (15), (18), (21), (24), (27), (30)	
Fixed Targets	#	Name	Target Coordinates	Targ. Coord. Corrections	Fluxes	Miscellaneous
	(1)	GD-71	RA: 05 52 27.6300 (88.1151250d) Dec: +15 53 13.37 (15.88705d) Equinox: J2000		V=13.06	Reference Frame: ICRS

Proposal 12704 - Visit 03 - UVIS Grism: Flux Calibration

#	Label	Target	Config,Mode,Aperture	Spectral Els.	Opt. Params.	Special Reqs.	Groups	Exp. Time/[Actual Dur.]	Orbit
Exposures	1	Chip 1 UC F (1) GD-71 200LP	WFC3/UVIS, ACCUM, G280-REF	F200LP	CR-SPLIT=NO; SIZEAXIS2=768; CENTERAXIS2=T ARGET; AMP=B	POS TARG 0.0,60.0		0.5 Secs [==>]	[1]
	2	Chip 1 UC F (1) GD-71 300X	WFC3/UVIS, ACCUM, G280-REF	F300X	CR-SPLIT=NO; SIZEAXIS2=768; CENTERAXIS2=T ARGET; AMP=B	POS TARG 0.0,60.0		0.5 Secs [==>]	[1]
	3	Chip 1 UC (1) GD-71 G280	WFC3/UVIS, ACCUM, UVIS	G280	CR-SPLIT=NO; SIZEAXIS2=768; CENTERAXIS2=T ARGET; AMP=B	POS TARG 0.0,60.0	Pattern 1, Exps 3-3 i n Visit 03 (1)	10 Secs [==>(Pattern 1)] [==>(Pattern 2)] [==>(Pattern 3)]	[1]
	4	Chip 1 LL F (1) GD-71 200LP	WFC3/UVIS, ACCUM, G280-REF	F200LP	CR-SPLIT=NO; SIZEAXIS2=768; CENTERAXIS2=T ARGET; AMP=B	POS TARG -50.0,30		0.5 Secs [==>]	[1]
	5	Chip 1 LL F (1) GD-71 300X	WFC3/UVIS, ACCUM, G280-REF	F300X	CR-SPLIT=NO; SIZEAXIS2=768; CENTERAXIS2=T ARGET; AMP=B	POS TARG -50.0,30		0.5 Secs [==>]	[1]
	6	Chip 1 LL G (1) GD-71 280	WFC3/UVIS, ACCUM, UVIS	G280	CR-SPLIT=NO; SIZEAXIS2=768; CENTERAXIS2=T ARGET; AMP=B	POS TARG -50.0,30	Pattern 1, Exps 6-6 i n Visit 03 (1)	10 Secs [==>(Pattern 1)] [==>(Pattern 2)] [==>(Pattern 3)]	[1]
	7	Chip 1 LC F (1) GD-71 200LP	WFC3/UVIS, ACCUM, G280-REF	F200LP	CR-SPLIT=NO; SIZEAXIS2=768; CENTERAXIS2=T ARGET; AMP=B	POS TARG 0.0,30		0.5 Secs [==>]	[1]
	8	Chip 1 LC F (1) GD-71 300X	WFC3/UVIS, ACCUM, G280-REF	F300X	CR-SPLIT=NO; SIZEAXIS2=768; CENTERAXIS2=T ARGET; AMP=B	POS TARG 0.0,30		0.5 Secs [==>]	[1]
	9	Chip 1 LC G (1) GD-71 280	WFC3/UVIS, ACCUM, UVIS	G280	CR-SPLIT=NO; SIZEAXIS2=768; CENTERAXIS2=T ARGET; AMP=B	POS TARG 0.0,30	Pattern 1, Exps 9-9 i n Visit 03 (1)	10 Secs [==>(Pattern 1)] [==>(Pattern 2)] [==>(Pattern 3)]	[1]

Proposal 12704 - Visit 03 - UVIS Grism: Flux Calibration

10	Chip 1 LR F (1) GD-71 200LP	WFC3/UVIS, ACCUM, G280-REF	F200LP	CR-SPLIT=NO; SIZEAXIS2=768; CENTERAXIS2=T ARGET; AMP=B	POS TARG 60.0,30		0.5 Secs [==>]	[1]
11	Chip 1 LR F (1) GD-71 300X	WFC3/UVIS, ACCUM, G280-REF	F300X	CR-SPLIT=NO; SIZEAXIS2=768; CENTERAXIS2=T ARGET; AMP=B	POS TARG 60.0,30		0.5 Secs [==>]	[1]
12	Chip 1 LR G (1) GD-71 280	WFC3/UVIS, ACCUM, UVIS	G280	CR-SPLIT=NO; SIZEAXIS2=768; CENTERAXIS2=T ARGET; AMP=B	POS TARG 60.0,30	Pattern 1, Exps 12-1 2 in Visit 03 (1)	10 Secs [==>(Pattern 1)] [==>(Pattern 2)] [==>(Pattern 3)]	[1] [2]
13	Chip 1 C F2 (1) GD-71 00LP	WFC3/UVIS, ACCUM, G280-REF	F200LP	CR-SPLIT=NO; SIZEAXIS2=768; CENTERAXIS2=T ARGET; AMP=B	POS TARG 0.0,5.0		0.5 Secs [==>]	[2]
14	Chip 1 C F3 (1) GD-71 00X	WFC3/UVIS, ACCUM, G280-REF	F300X	CR-SPLIT=NO; SIZEAXIS2=768; CENTERAXIS2=T ARGET; AMP=B	POS TARG 0.0,5		0.5 Secs [==>]	[2]
15	Chip 1 C G2 (1) GD-71 80	WFC3/UVIS, ACCUM, UVIS	G280	CR-SPLIT=NO; SIZEAXIS2=768; CENTERAXIS2=T ARGET; AMP=B	POS TARG 0.0,5	Pattern 1, Exps 15-1 5 in Visit 03 (1)	10 Secs [==>(Pattern 1)] [==>(Pattern 2)] [==>(Pattern 3)]	[2]
16	Chip 2 UC F (1) GD-71 200LP	WFC3/UVIS, ACCUM, G280-REF	F200LP	CR-SPLIT=NO; SIZEAXIS2=768; CENTERAXIS2=T ARGET; AMP=D	POS TARG 0.0,-25. 0		0.5 Secs [==>]	[2]
17	Chip 2 UC F (1) GD-71 300X	WFC3/UVIS, ACCUM, G280-REF	F300X	CR-SPLIT=NO; SIZEAXIS2=768; CENTERAXIS2=T ARGET; AMP=D	POS TARG 0.0,-25. 0		0.5 Secs [==>]	[2]
18	Chip 1 UC (1) GD-71 G280	WFC3/UVIS, ACCUM, UVIS	G280	CR-SPLIT=NO; SIZEAXIS2=768; CENTERAXIS2=T ARGET; AMP=D	POS TARG 0.0,-25. 0	Pattern 1, Exps 18-1 8 in Visit 03 (1)	10 Secs [==>(Pattern 1)] [==>(Pattern 2)] [==>(Pattern 3)]	[2]

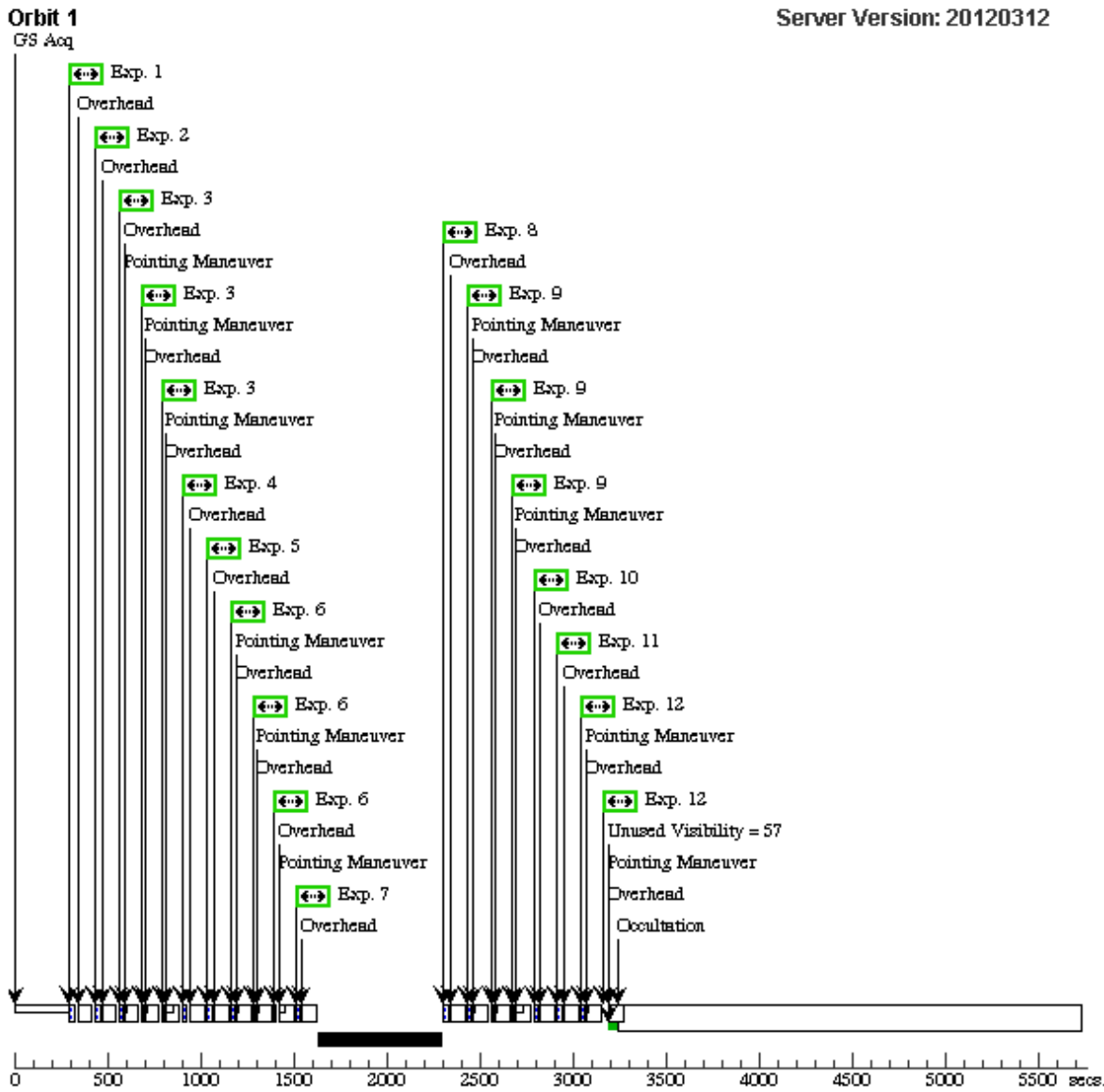
Proposal 12704 - Visit 03 - UVIS Grism: Flux Calibration

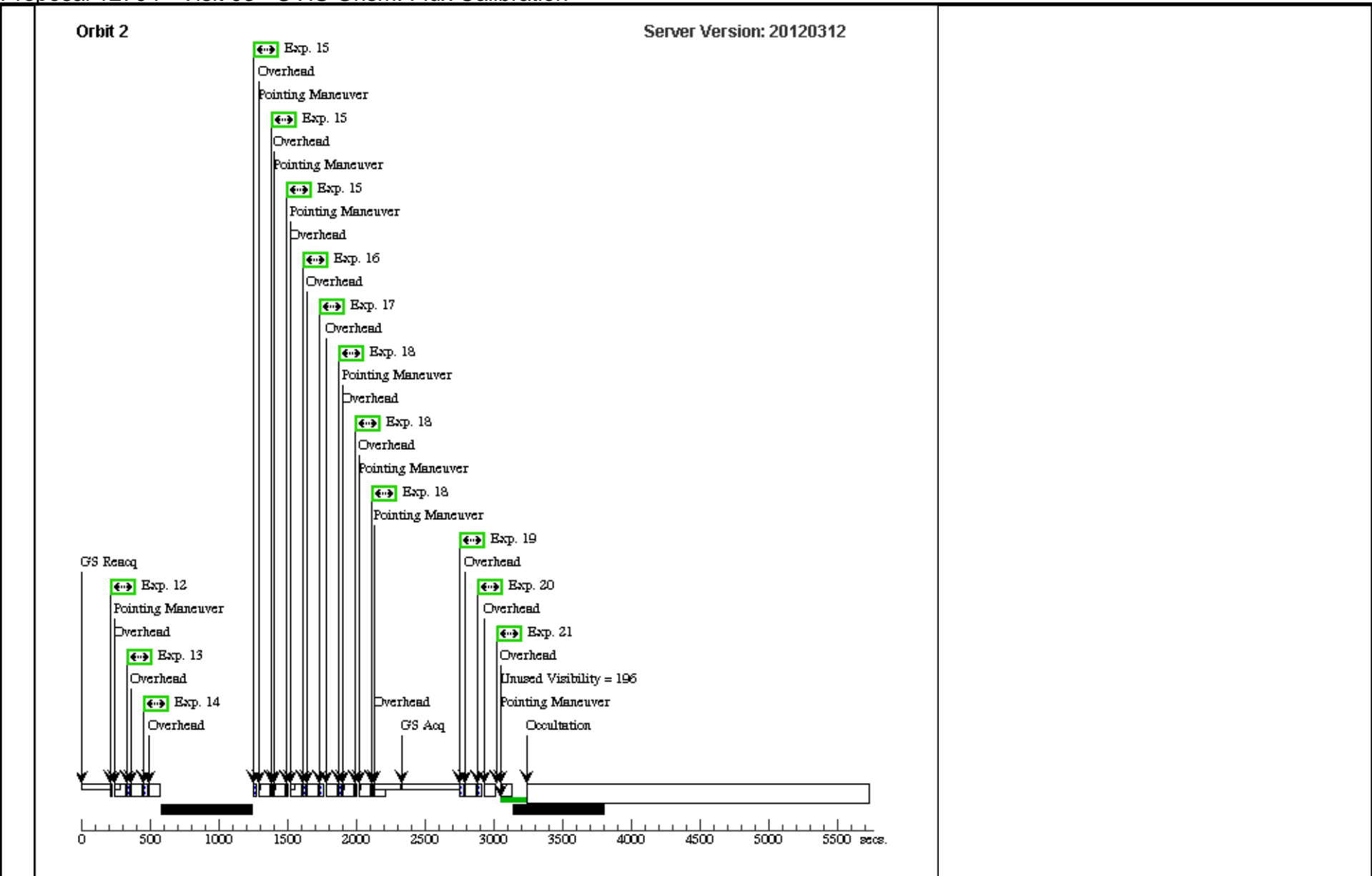
19	Chip 2 LL F (1) GD-71 200LP	WFC3/UVIS, ACCUM, G280-REF	F200LP	CR-SPLIT=NO; SIZEAXIS2=768; CENTERAXIS2=T ARGET; AMP=D	POS TARG -50.0,-5 0		0.5 Secs [==>]	[2]
20	Chip 2 LL F (1) GD-71 300X	WFC3/UVIS, ACCUM, G280-REF	F300X	CR-SPLIT=NO; SIZEAXIS2=768; CENTERAXIS2=T ARGET; AMP=D	POS TARG -50.0,-5 0		0.5 Secs [==>]	[2]
21	Chip 1 LL G (1) GD-71 280	WFC3/UVIS, ACCUM, UVIS	G280	CR-SPLIT=NO; SIZEAXIS2=768; CENTERAXIS2=T ARGET; AMP=D	POS TARG -50.0,-5 0	Pattern 1, Exps 21-2 1 in Visit 03 (1)	10 Secs [==>(Pattern 1)] [==>(Pattern 2)] [==>(Pattern 3)]	[2] [3]
22	Chip 2 LC F (1) GD-71 200LP	WFC3/UVIS, ACCUM, G280-REF	F200LP	CR-SPLIT=NO; SIZEAXIS2=768; CENTERAXIS2=T ARGET; AMP=D	POS TARG 0.0,-50		0.5 Secs [==>]	[3]
23	Chip 2 LC F (1) GD-71 300X	WFC3/UVIS, ACCUM, G280-REF	F300X	CR-SPLIT=NO; SIZEAXIS2=768; CENTERAXIS2=T ARGET; AMP=D	POS TARG 0.0,-50		0.5 Secs [==>]	[3]
24	Chip 1 LC G (1) GD-71 280	WFC3/UVIS, ACCUM, UVIS	G280	CR-SPLIT=NO; SIZEAXIS2=768; CENTERAXIS2=T ARGET; AMP=D	POS TARG 0.0,-50	Pattern 1, Exps 24-2 4 in Visit 03 (1)	10 Secs [==>(Pattern 1)] [==>(Pattern 2)] [==>(Pattern 3)]	[3]
25	Chip 2 LR F (1) GD-71 200LP	WFC3/UVIS, ACCUM, G280-REF	F200LP	CR-SPLIT=NO; SIZEAXIS2=768; CENTERAXIS2=T ARGET; AMP=D	POS TARG 60.0,-50		0.5 Secs [==>]	[3]
26	Chip 2 LR F (1) GD-71 300X	WFC3/UVIS, ACCUM, G280-REF	F300X	CR-SPLIT=NO; SIZEAXIS2=768; CENTERAXIS2=T ARGET; AMP=D	POS TARG 60.0,-50		0.5 Secs [==>]	[3]
27	Chip 1 LR G (1) GD-71 280	WFC3/UVIS, ACCUM, UVIS	G280	CR-SPLIT=NO; SIZEAXIS2=768; CENTERAXIS2=T ARGET; AMP=D	POS TARG 60.0,-50	Pattern 1, Exps 27-2 7 in Visit 03 (1)	10 Secs [==>(Pattern 1)] [==>(Pattern 2)] [==>(Pattern 3)]	[3]

Proposal 12704 - Visit 03 - UVIS Grism: Flux Calibration

28	Chip 2 C F2 (1) GD-71 00LP	WFC3/UVIS, ACCUM, G280-REF	F200LP	CR-SPLIT=NO; SIZEAXIS2=768; CENTERAXIS2=T ARGET; AMP=D	POS TARG 0.0,-80	0.5 Secs		
						[==>]	[3]	
29	Chip 2 C F3 (1) GD-71 00X	WFC3/UVIS, ACCUM, G280-REF	F300X	CR-SPLIT=NO; SIZEAXIS2=768; CENTERAXIS2=T ARGET; AMP=D	POS TARG 0.0,-80	0.5 Secs		
						[==>]	[3]	
30	Chip 1 C G2 (1) GD-71 80	WFC3/UVIS, ACCUM, UVIS	G280	CR-SPLIT=NO; SIZEAXIS2=768; CENTERAXIS2=T ARGET; AMP=D	POS TARG 0.0,-80	Pattern 1, Exps 30-30 in Visit 03 (1)	10 Secs	
							[==>(Pattern 1)]	
							[==>(Pattern 2)]	[3]

Orbit Structure





Proposal 12704 - Visit 03 - UVIS Grism: Flux Calibration

