



15299 - Weaving the history of the solar wind with magnetic field lines

Cycle: 25, Proposal Category: GO

(UV Initiative)

(Availability Mode: SUPPORTED)

INVESTIGATORS

<i>Name</i>	<i>Institution</i>	<i>E-Mail</i>
Dr. Julian David Alvarado Gomez (PI) (Contact)	Smithsonian Institution Astrophysical Observatory	julian.alvarado-gomez@cfa.harvard.edu
Dr. Jeremy J. Drake (CoI)	Smithsonian Institution Astrophysical Observatory	jdake@cfa.harvard.edu
Dr. Seth Redfield (CoI)	Wesleyan University	sredfield@wesleyan.edu
Dr. Brian Erland Wood (CoI)	Naval Research Laboratory	brian.wood@nrl.navy.mil
Dr. Ofer Cohen (CoI)	University of Massachusetts - Lowell	ocohen@cfa.harvard.edu
Dr. Cecilia Garraffo (CoI)	Smithsonian Institution Astrophysical Observatory	cgarraffo@cfa.harvard.edu
Dr. Gaitee Hussain (CoI) (ESA Member)	European Southern Observatory - Germany	ghussain@eso.org
Dr. Jorge Sanz-Forcada (CoI) (ESA Member)	Centro de Astrobiologia (CSIC/INTA) Inst. Nac. de Tec. Aero.	jsanz@cab.inta-csic.es
Ms. Eliana Maritza Amazo-Gomez (CoI) (ESA Member)	Max Planck Institute for Solar System Research	amazo@mps.mpg.de
Dr. Beate Stelzer (CoI) (ESA Member)	Eberhard Karls Universitat, Tuingen	beate.stelzer@astro.uni-tuebingen.de
Dr. Sofia Moschou (CoI)	Smithsonian Institution Astrophysical Observatory	sofia.moschou@cfa.harvard.edu

VISITS

<i>Visit</i>	<i>Targets used in Visit</i>	<i>Configurations used in Visit</i>	<i>Orbits Used</i>	<i>Last Orbit Planner Run</i>	<i>OP Current with Visit?</i>
01	(1) IOT-HOR	STIS/CCD STIS/FUV-MAMA STIS/NUV-MAMA	3	10-Jan-2019 16:00:18.0	yes

<i>Visit</i>	<i>Targets used in Visit</i>	<i>Configurations used in Visit</i>	<i>Orbits Used</i>	<i>Last Orbit Planner Run</i>	<i>OP Current with Visit?</i>
02	(2) HD1237	STIS/CCD STIS/FUV-MAMA STIS/NUV-MAMA	3	10-Jan-2019 16:00:20.0	yes
03	(3) HD147513	STIS/CCD STIS/FUV-MAMA STIS/NUV-MAMA	3	10-Jan-2019 16:00:22.0	yes
04	(4) HD190771	STIS/CCD STIS/FUV-MAMA STIS/NUV-MAMA	3	10-Jan-2019 16:00:23.0	yes
Z2	(2) HD1237	STIS/CCD STIS/FUV-MAMA	2	10-Jan-2019 16:00:24.0	yes
Z3	(3) HD147513	STIS/CCD STIS/FUV-MAMA	1	10-Jan-2019 16:00:25.0	yes

15 Total Orbits Used

ABSTRACT

Despite its fundamental role for the evolution of the solar system, our observational knowledge of the wind properties of the young Sun comes from a single stellar observation. This unexpected fact for a field such as astrophysics arises from the difficulty of detecting Sun-like stellar winds. Their detection relies on the appearance of an astrospheric signature (from the stellar wind-ISM interaction region), visible only with the aid of high-resolution HST Lyman-alpha spectra. However, observations and modelling of the present day Sun have revealed that magnetic fields constitute the main driver of the solar wind, providing guidance on how such winds would look like back in time. In this context we propose observations of four young Sun-like stars in order to detect their astrospheres and characterise their stellar winds. For all these objects we have recovered surface magnetic field maps using the technique of Zeeman Doppler Imaging, and developed detailed wind models based on these observed field distributions. Even a single detection would represent a major step forward for our understanding of the history of the solar wind, and the outflows in more active stars. Mass loss rate estimates from HST will be confronted with predictions from realistic models of the corona/stellar wind. In one of our objects the comparison would allow us to quantify the wind variability induced by the magnetic cycle of a star, other than the Sun, for the first time. Three of our targets are planet hosts, thus the HST spectra would also provide key information on the high-energy environment of these systems, guaranteeing their legacy value for the growing field of exoplanet characterisation.

OBSERVING DESCRIPTION

Primary Objective: Our primary goal is to measure stellar mass loss rates by accurately modelling the observed astrospheric H I absorption in the Lyman-alpha line of four young Sun-like stars (iota Horologii, HD1237, HD147513, HD190771; S. Types: G0V to G8V; Ages: 400 to 880 Myr).

Generalities:

The measurement of solar-type winds is only possible with the unique capabilities of HST/STIS. The sole transition in which the astrospheric boundary is detectable is Lyman-alpha at 1215.6 Angstroms. Also the interstellar column density must be moderately low (i.e., $\log N(\text{H I}) < 18.4$), in order that the saturated ISM H I absorption does not overlap with the astrospheric signal. Practically all resonance lines strong enough to be sensitive to such low ISM column densities are in the UV.

The high spectral resolution capabilities of STIS are critical for the measurement of astrospheric structure. This requires the determination of ISM cloud properties (e.g., velocity, temperature), so an accurate absorption line profile can be determined (Redfield & Linsky 2008). Only STIS has the high spectral resolution capability to resolve closely spaced ISM absorption profiles (such as for Mg II in E230H; $R \sim 110000$) or astrospheric absorption from interstellar absorption (as well as D I from H I in E140M; $R \sim 45800$).

Observing Strategy:

We propose to use the high resolution E230H grating to observe Mg II and Fe II. These "heavy" ions are not significantly broadened thermally, and provide sharp line profiles to resolve the velocity structure of the ISM along the line of sight. Because the hydrogen at the astrospheric interface is hot ($T \sim 100000$ K), it has a broad absorption profile, and does not necessarily require high spectral resolution. Therefore, to maximize S/N, we plan to use the E140M setting. Due to the wide spectral range of STIS, we would obtain practically the entire far-UV band (from 1150-1700 Angstroms) and several more ISM absorption lines (e.g., D I, C II, N I, O I, Si II, Si III, Al II) in addition to Lyman-alpha. With the defined velocity structure by Fe II and Mg II, we could also use all of these lines (Redfield & Linsky 2004).

After acquisition, pickup, and observational overheads are considered, we expect at least 28 minutes to be available in the first orbit for the E230H exposure. This provides time to attain very high $S/N > 50$ at the half-maximum (that is, one half FWHM from the line center, because it is unlikely that the ISM absorption will be centered at the same velocity as the star) of the strong Mg II lines. These S/N levels allow for the detection of weak column densities ($\log N(\text{Mg II}) \sim 11.0$), even in blended profiles (demonstrated in Redfield & Linsky 2002). After acquisition and overheads are

considered, we expect at least 41 minutes of exposure time to be available in the second orbit for the E140M exposure, and 48 minutes in subsequent orbits. To obtain a $S/N > 30$, which is required to model the Ly-alpha profile (see Wood+2005a), 3 orbits are required.

Timing Constraints:

The narrow apertures available with STIS are likewise required to minimize the contamination of the geocoronal emission line in Lyman-alpha, and allow for an accurate astrospheric measurement. We require a minimal timing constraint to ensure that the geocoronal line is well within the saturated core of the broad ISM Lyman-alpha absorption. This has been taken into account in the visit planner for each target.

Brightness limits:

All of our stars have UV spectra characterized by minimal continua, but strong emission lines. For this reason, they fall far short of the global brightness limit. The emission lines also fall far short of the local brightness limit. The two emission lines of interest in this proposal (Lyman-alpha and Mg II) are also the brightest, and therefore, the procedure for estimating the S/N near their peaks is also used to test for brightness limit violations. For the E230H, the local count rate is 20x lower than the limit and 10x lower than the global count rate limit. There is a reduced contribution from the continuum in the E140M setting so the observations are well below the local and global limits.

Notes regarding the Phase II preparation:

1. According to the acceptance letter, we were granted 13 orbits for cycle 25 and 2 orbits for cycle 26. As part of the preparation of the Phase II of our program, we realized that it would greatly benefit the science case by moving 1 of the allocated orbits of cycle 25 to be used during cycle 26. This means that we only use 12 orbits during cycle 25 and 3 orbits during cycle 26 (using the same amount of orbits in total). The reason behind this change is connected with one of the objectives of our program, which is to determine if there is a detectable change in the mass loss rate over the course of a stellar activity cycle (performed in one of our targets, *iota Horologii*). That is the reason why we requested a certain amount of orbits for the upcoming cycle. However, in our initial Phase I estimation, we neglected possible variations that may occur in the local interstellar medium (ISM) during this time. Nevertheless, to avoid possible ambiguities in the interpretation we would perform local ISM diagnostics during each visit, for which one extra orbit is required for cycle 25. This orbit has been removed from the original Phase I request of one of our other targets (HD147513), from which we would still attain the required S/N levels for our science measurements according to various calculations of the STIS/ETC. This change was requested and approved by the Telescope Time Review Board (TTRB), under the Change Request Number 88432.

2. For one of our targets (HD147513) the Bright Object Tool (BOT) showed some Health/Safety flag regarding the local and global count rates.

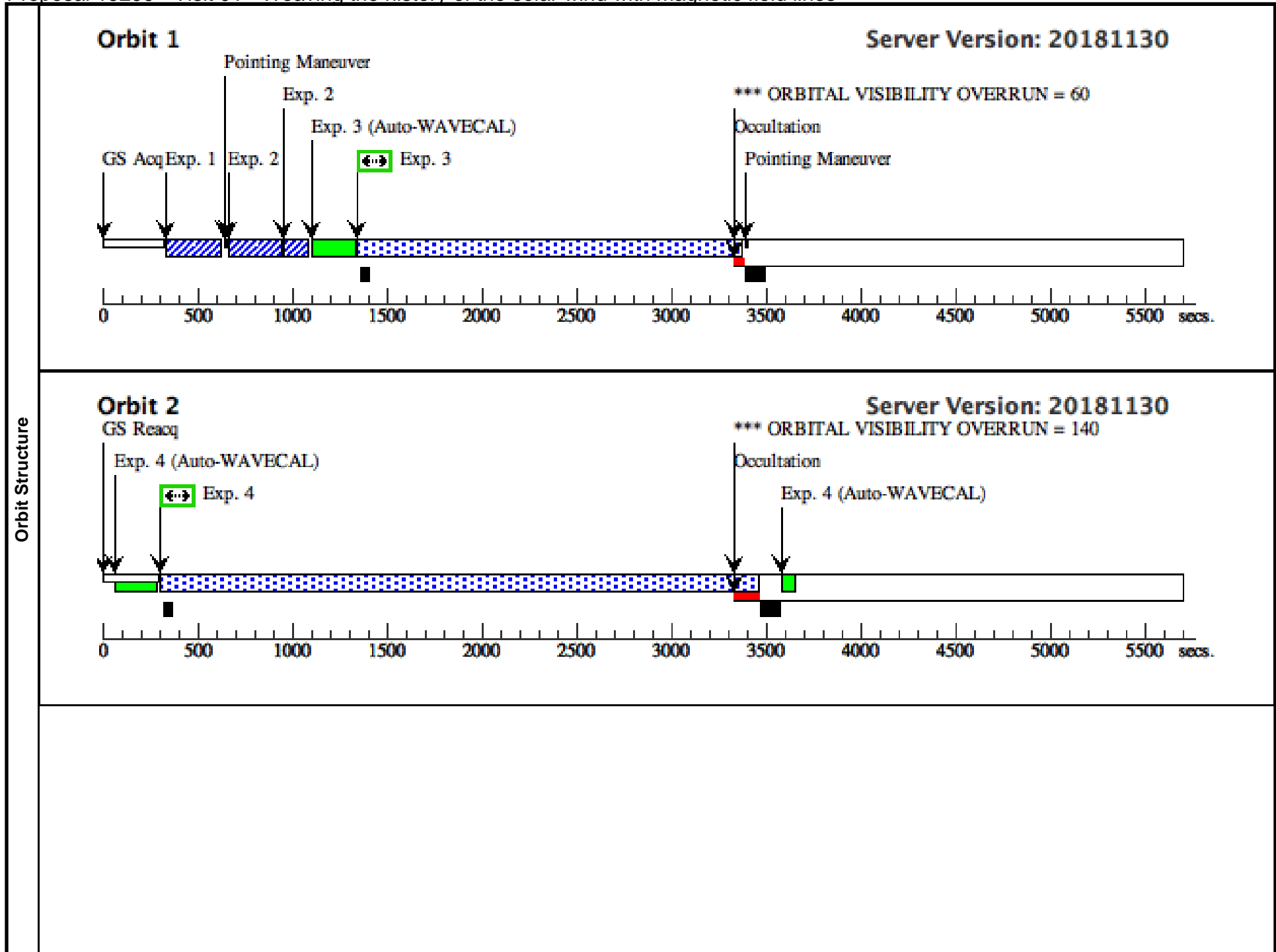
Proposal 15299 (STScI Edit Number: 11, Created: Thursday, January 10, 2019 at 4:00:25 PM Eastern Standard Time) - Overview

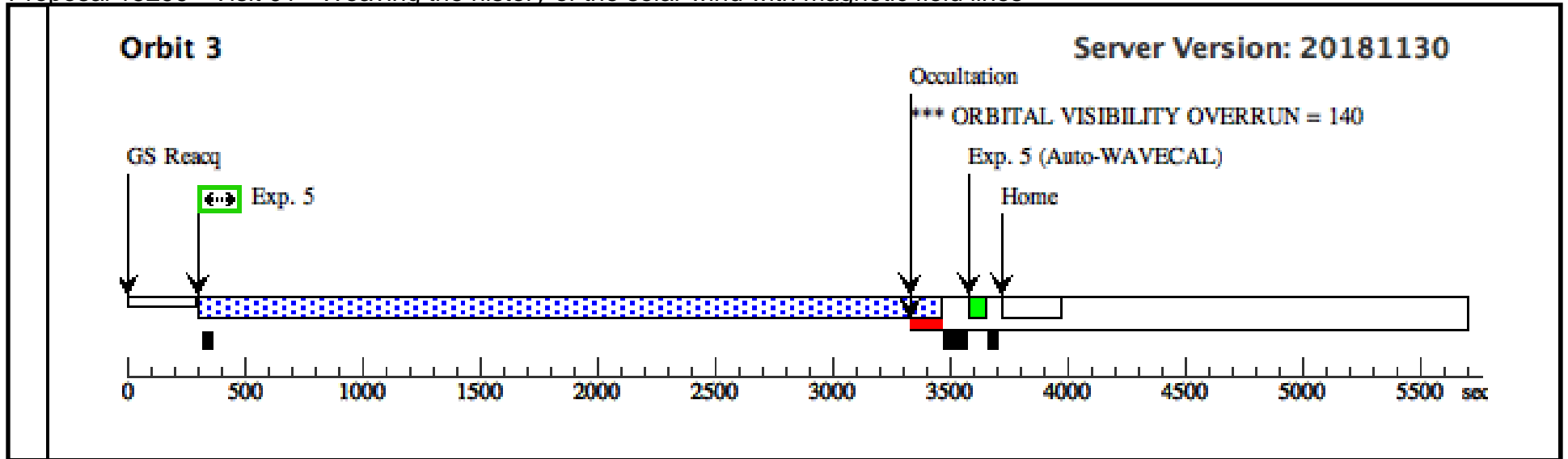
However this is due to the fact that the software is misidentifying the spectral type of our target star (G5V), which is well known from the literature (see Hussain et al. 2016 and references therein), for an O5V star. Apart from our target star, there are no other objects identified by the BOT in the observed field.

Proposal 15299 - Visit 01 - Weaving the history of the solar wind with magnetic field lines

Thu Jan 10 21:00:25 GMT 2019

Visit	Proposal 15299, Visit 01, completed Diagnostic Status: Warning Scientific Instruments: STIS/NUV-MAMA, STIS/CCD, STIS/FUV-MAMA Special Requirements: BETWEEN 01-AUG-2018:00:00:00 AND 18-SEP-2018:00:00:00																																																																																																																																																																
	(Visit 01) Warning (Orbit Planner): ORBITAL VISIBILITY OVERRUN (Visit 01) Warning (Orbit Planner): ORBITAL VISIBILITY OVERRUN (Visit 01) Warning (Orbit Planner): ORBITAL VISIBILITY OVERRUN																																																																																																																																																																
Fixed Targets	<table border="1"> <thead> <tr> <th>#</th> <th>Name</th> <th>Target Coordinates</th> <th>Targ. Coord. Corrections</th> <th>Fluxes</th> <th>Miscellaneous</th> </tr> </thead> <tbody> <tr> <td>(1)</td> <td>IOT-HOR</td> <td>RA: 02 42 33.1600 (40.6381667d)</td> <td>Proper Motion RA: +333.73 mas/yr</td> <td>V=5.40+/-0.02</td> <td>Reference Frame: ICRS</td> </tr> <tr> <td></td> <td>Alt Name1: HIP12653</td> <td>Dec: -50 48 3.00 (-50.80083d)</td> <td>Proper Motion Dec: +219.21 mas/yr</td> <td>TYPE=GOV,</td> <td></td> </tr> <tr> <td></td> <td>Alt Name2: GSC2S0321012248</td> <td>Equinox: J2000</td> <td>Parallax: 0.0580"</td> <td>B-V=0.561,</td> <td></td> </tr> <tr> <td></td> <td></td> <td></td> <td>Epoch of Position: 1991.25</td> <td>E(B-V)=0,</td> <td></td> </tr> <tr> <td></td> <td></td> <td></td> <td>Radial Velocity: 16.943 km/sec</td> <td>F-LINE(2796)=4.02E-12,</td> <td></td> </tr> <tr> <td></td> <td></td> <td></td> <td></td> <td>W-LINE(2796)=0.6,</td> <td></td> </tr> <tr> <td></td> <td></td> <td></td> <td></td> <td>F-LINE(1216)=2.86E-12,</td> <td></td> </tr> <tr> <td></td> <td></td> <td></td> <td></td> <td>W-LINE(1216)=0.7</td> <td></td> </tr> </tbody> </table>	#	Name	Target Coordinates	Targ. Coord. Corrections	Fluxes	Miscellaneous	(1)	IOT-HOR	RA: 02 42 33.1600 (40.6381667d)	Proper Motion RA: +333.73 mas/yr	V=5.40+/-0.02	Reference Frame: ICRS		Alt Name1: HIP12653	Dec: -50 48 3.00 (-50.80083d)	Proper Motion Dec: +219.21 mas/yr	TYPE=GOV,			Alt Name2: GSC2S0321012248	Equinox: J2000	Parallax: 0.0580"	B-V=0.561,					Epoch of Position: 1991.25	E(B-V)=0,					Radial Velocity: 16.943 km/sec	F-LINE(2796)=4.02E-12,						W-LINE(2796)=0.6,						F-LINE(1216)=2.86E-12,						W-LINE(1216)=0.7		Comments: This object was generated by the targetselector and retrieved from the SIMBAD database. Category=STAR Description=[EXTRA-SOLAR PLANETARY SYSTEM, G V-IV]																																																																																																									
	#	Name	Target Coordinates	Targ. Coord. Corrections	Fluxes	Miscellaneous																																																																																																																																																											
(1)	IOT-HOR	RA: 02 42 33.1600 (40.6381667d)	Proper Motion RA: +333.73 mas/yr	V=5.40+/-0.02	Reference Frame: ICRS																																																																																																																																																												
	Alt Name1: HIP12653	Dec: -50 48 3.00 (-50.80083d)	Proper Motion Dec: +219.21 mas/yr	TYPE=GOV,																																																																																																																																																													
	Alt Name2: GSC2S0321012248	Equinox: J2000	Parallax: 0.0580"	B-V=0.561,																																																																																																																																																													
			Epoch of Position: 1991.25	E(B-V)=0,																																																																																																																																																													
			Radial Velocity: 16.943 km/sec	F-LINE(2796)=4.02E-12,																																																																																																																																																													
				W-LINE(2796)=0.6,																																																																																																																																																													
				F-LINE(1216)=2.86E-12,																																																																																																																																																													
				W-LINE(1216)=0.7																																																																																																																																																													
Exposures	<table border="1"> <thead> <tr> <th>#</th> <th>Label (ETC Run)</th> <th>Target</th> <th>Config,Mode,Aperture</th> <th>Spectral Els.</th> <th>Opt. Params.</th> <th>Special Reqs.</th> <th>Groups</th> <th>Exp. Time (Total)/[Actual Dur.]</th> <th>Orbit</th> </tr> </thead> <tbody> <tr> <td>1</td> <td>(1) IOT-HOR</td> <td>(1) IOT-HOR</td> <td>STIS/CCD, ACQ, F25ND3</td> <td>MIRROR</td> <td></td> <td></td> <td></td> <td>0.40 Secs (0.4 Secs)</td> <td></td> </tr> <tr> <td></td> <td></td> <td></td> <td></td> <td></td> <td></td> <td></td> <td></td> <td>[==>]</td> <td>[1]</td> </tr> <tr> <td colspan="10">Comments: Minimum exposure time for the detector.</td> </tr> <tr> <td>2</td> <td>(1) IOT-HOR</td> <td>(1) IOT-HOR</td> <td>STIS/CCD, ACQ/PEAK, 0.2X0.09</td> <td>G430M</td> <td></td> <td></td> <td></td> <td>0.20 Secs (0.2 Secs)</td> <td></td> </tr> <tr> <td></td> <td></td> <td></td> <td></td> <td>4451 A</td> <td></td> <td></td> <td></td> <td>[==>]</td> <td>[1]</td> </tr> <tr> <td colspan="10">Comments: Minimum exposure time for the detector.</td> </tr> <tr> <td>3</td> <td>(STIS.sp.10 11399)</td> <td>(1) IOT-HOR</td> <td>STIS/NUV-MAMA, ACCUM, 0.2X0.09</td> <td>E230H</td> <td></td> <td></td> <td></td> <td>1400 Secs (2019 Secs)</td> <td></td> </tr> <tr> <td></td> <td></td> <td></td> <td></td> <td>2713 A</td> <td></td> <td></td> <td></td> <td>[==>2019.0 Secs]</td> <td>[1]</td> </tr> <tr> <td colspan="10">Comments: Requested Signal/Noise Ratio = 50.000 at wavelength 2796.00 Angstrom (per resolution element) gives: Time = 1,362.0345 seconds</td> </tr> <tr> <td>4</td> <td>(STIS.sp.10 11404)</td> <td>(1) IOT-HOR</td> <td>STIS/FUV-MAMA, ACCUM, 0.2X0.2</td> <td>E140M</td> <td></td> <td></td> <td></td> <td>3000 Secs (3141 Secs)</td> <td></td> </tr> <tr> <td></td> <td></td> <td></td> <td></td> <td>1425 A</td> <td></td> <td></td> <td></td> <td>[==>3141.0 Secs]</td> <td>[2]</td> </tr> <tr> <td colspan="10">Comments: Requested Signal/Noise Ratio = 30.000 at wavelength 1216.00 Angstrom (per resolution element) gives: Time = 5,807.5956 seconds</td> </tr> <tr> <td>5</td> <td>(STIS.sp.10 11404)</td> <td>(1) IOT-HOR</td> <td>STIS/FUV-MAMA, ACCUM, 0.2X0.2</td> <td>E140M</td> <td></td> <td></td> <td></td> <td>3000 Secs (3141 Secs)</td> <td></td> </tr> <tr> <td></td> <td></td> <td></td> <td></td> <td>1425 A</td> <td></td> <td></td> <td></td> <td>[==>3141.0 Secs]</td> <td>[3]</td> </tr> <tr> <td colspan="10">Comments: Requested Signal/Noise Ratio = 30.000 at wavelength 1216.00 Angstrom (per resolution element) gives: Time = 5,807.5956 seconds</td> </tr> </tbody> </table>	#	Label (ETC Run)	Target	Config,Mode,Aperture	Spectral Els.	Opt. Params.	Special Reqs.	Groups	Exp. Time (Total)/[Actual Dur.]	Orbit	1	(1) IOT-HOR	(1) IOT-HOR	STIS/CCD, ACQ, F25ND3	MIRROR				0.40 Secs (0.4 Secs)										[==>]	[1]	Comments: Minimum exposure time for the detector.										2	(1) IOT-HOR	(1) IOT-HOR	STIS/CCD, ACQ/PEAK, 0.2X0.09	G430M				0.20 Secs (0.2 Secs)						4451 A				[==>]	[1]	Comments: Minimum exposure time for the detector.										3	(STIS.sp.10 11399)	(1) IOT-HOR	STIS/NUV-MAMA, ACCUM, 0.2X0.09	E230H				1400 Secs (2019 Secs)						2713 A				[==>2019.0 Secs]	[1]	Comments: Requested Signal/Noise Ratio = 50.000 at wavelength 2796.00 Angstrom (per resolution element) gives: Time = 1,362.0345 seconds										4	(STIS.sp.10 11404)	(1) IOT-HOR	STIS/FUV-MAMA, ACCUM, 0.2X0.2	E140M				3000 Secs (3141 Secs)						1425 A				[==>3141.0 Secs]	[2]	Comments: Requested Signal/Noise Ratio = 30.000 at wavelength 1216.00 Angstrom (per resolution element) gives: Time = 5,807.5956 seconds										5	(STIS.sp.10 11404)	(1) IOT-HOR	STIS/FUV-MAMA, ACCUM, 0.2X0.2	E140M				3000 Secs (3141 Secs)						1425 A				[==>3141.0 Secs]	[3]	Comments: Requested Signal/Noise Ratio = 30.000 at wavelength 1216.00 Angstrom (per resolution element) gives: Time = 5,807.5956 seconds									
	#	Label (ETC Run)	Target	Config,Mode,Aperture	Spectral Els.	Opt. Params.	Special Reqs.	Groups	Exp. Time (Total)/[Actual Dur.]	Orbit																																																																																																																																																							
	1	(1) IOT-HOR	(1) IOT-HOR	STIS/CCD, ACQ, F25ND3	MIRROR				0.40 Secs (0.4 Secs)																																																																																																																																																								
									[==>]	[1]																																																																																																																																																							
	Comments: Minimum exposure time for the detector.																																																																																																																																																																
	2	(1) IOT-HOR	(1) IOT-HOR	STIS/CCD, ACQ/PEAK, 0.2X0.09	G430M				0.20 Secs (0.2 Secs)																																																																																																																																																								
				4451 A				[==>]	[1]																																																																																																																																																								
Comments: Minimum exposure time for the detector.																																																																																																																																																																	
3	(STIS.sp.10 11399)	(1) IOT-HOR	STIS/NUV-MAMA, ACCUM, 0.2X0.09	E230H				1400 Secs (2019 Secs)																																																																																																																																																									
				2713 A				[==>2019.0 Secs]	[1]																																																																																																																																																								
Comments: Requested Signal/Noise Ratio = 50.000 at wavelength 2796.00 Angstrom (per resolution element) gives: Time = 1,362.0345 seconds																																																																																																																																																																	
4	(STIS.sp.10 11404)	(1) IOT-HOR	STIS/FUV-MAMA, ACCUM, 0.2X0.2	E140M				3000 Secs (3141 Secs)																																																																																																																																																									
				1425 A				[==>3141.0 Secs]	[2]																																																																																																																																																								
Comments: Requested Signal/Noise Ratio = 30.000 at wavelength 1216.00 Angstrom (per resolution element) gives: Time = 5,807.5956 seconds																																																																																																																																																																	
5	(STIS.sp.10 11404)	(1) IOT-HOR	STIS/FUV-MAMA, ACCUM, 0.2X0.2	E140M				3000 Secs (3141 Secs)																																																																																																																																																									
				1425 A				[==>3141.0 Secs]	[3]																																																																																																																																																								
Comments: Requested Signal/Noise Ratio = 30.000 at wavelength 1216.00 Angstrom (per resolution element) gives: Time = 5,807.5956 seconds																																																																																																																																																																	

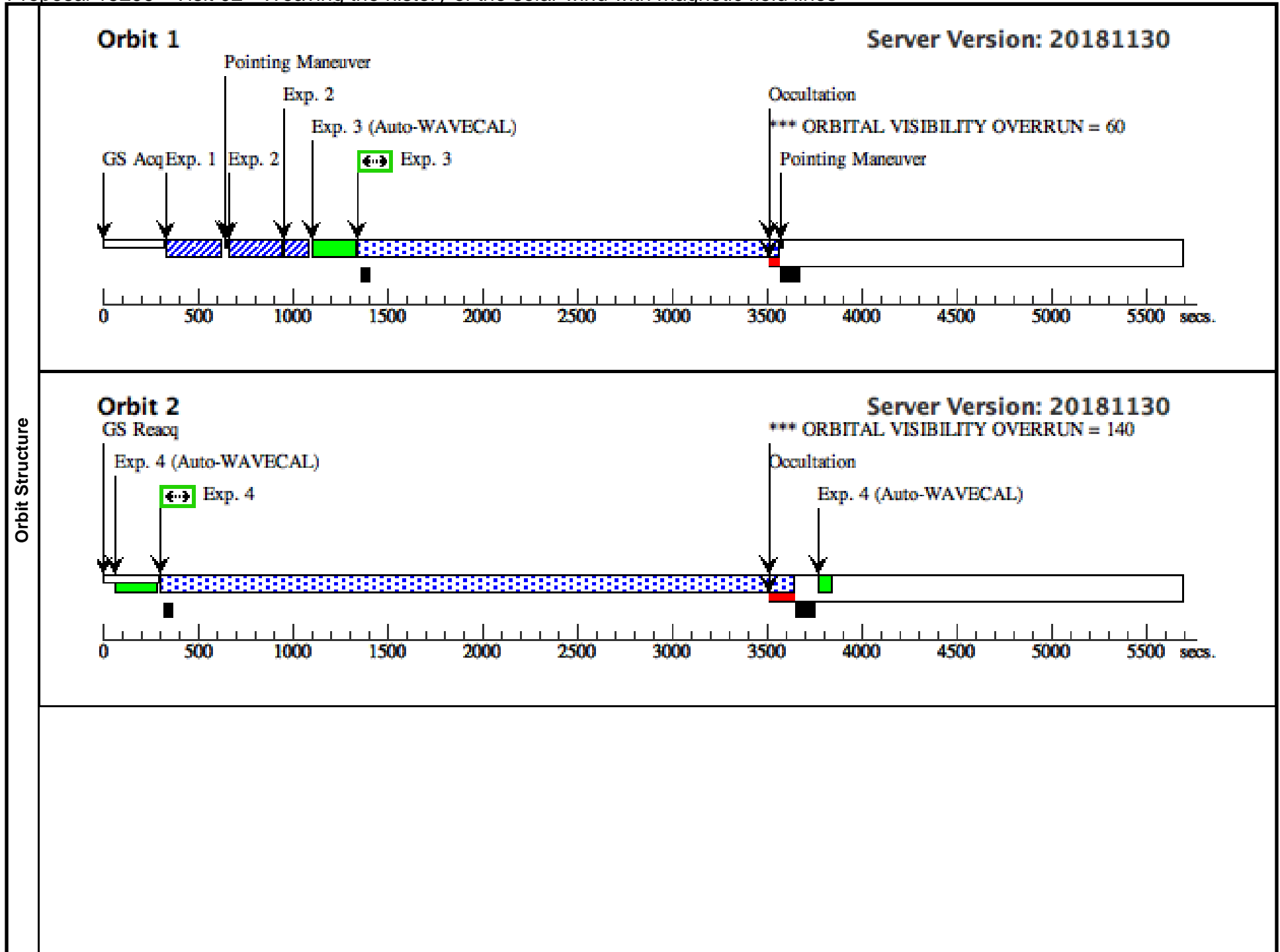


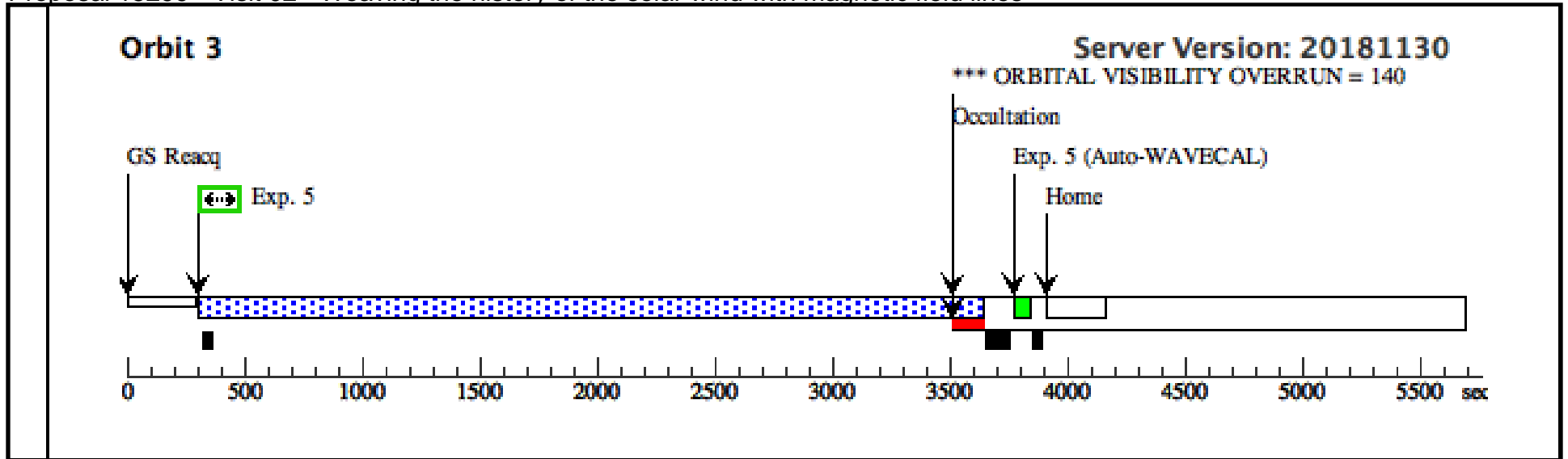


Proposal 15299 - Visit 02 - Weaving the history of the solar wind with magnetic field lines

Thu Jan 10 21:00:25 GMT 2019

Visit	Proposal 15299, Visit 02, failed Diagnostic Status: Warning Scientific Instruments: STIS/NUV-MAMA, STIS/CCD, STIS/FUV-MAMA Special Requirements: BETWEEN 16-MAY-2018:00:00:00 AND 16-MAR-2019:00:00:00									
	(Visit 02) Warning (Orbit Planner): ORBITAL VISIBILITY OVERRUN (Visit 02) Warning (Orbit Planner): ORBITAL VISIBILITY OVERRUN (Visit 02) Warning (Orbit Planner): ORBITAL VISIBILITY OVERRUN									
Diagnosics										
Fixed Targets	#	Name	Target Coordinates	Targ. Coord. Corrections	Fluxes	Miscellaneous				
	(2)	HD1237 Alt Name1: HIP1292 Alt Name2: GSC2S0100200192	RA: 00 16 11.2400 (4.0468333d) Dec: -79 51 3.70 (-79.85103d) Equinox: J2000	Proper Motion RA: +433.87 mas/yr Proper Motion Dec: -57.95 mas/yr Parallax: 0.05676" Epoch of Position: 1991.25 Radial Velocity: -5.90 km/sec	V=6.578+/-0.03 TYPE=G8V, B-V=0.757, E(B-V)=0, F-LINE(2796)=6.00E-12, W-LINE(2796)=0.6, F-LINE(1216)=4.27E-12, W-LINE(1216)=0.7	Reference Frame: ICRS				
Comments: This object was generated by the targetselector and retrieved from the SIMBAD database. Category=STAR Description=[EXTRA-SOLAR PLANETARY SYSTEM, G V-IV]										
Exposures	#	Label (ETC Run)	Target	Config,Mode,Aperture	Spectral Els.	Opt. Params.	Special Reqs.	Groups	Exp. Time (Total)/[Actual Dur.]	Orbit
	1		(2) HD1237	STIS/CCD, ACQ, F25ND3	MIRROR				0.40 Secs (0.4 Secs) [==>]	[1]
Comments: Minimum exposure time for the detector.										
2			(2) HD1237	STIS/CCD, ACQ/PEAK, 0.2X0.09	G430M 4451 A				0.20 Secs (0.2 Secs) [==>]	[1]
Comments: Minimum exposure time for the detector.										
3	(STIS.sp.10 11541)		(2) HD1237	STIS/NUV-MAMA, ACCUM, 0.2X0.09	E230H 2713 A				1627 Secs (2205 Secs) [==>2205.0 Secs]	[1]
Comments: Requested Signal/Noise Ratio = 50.000 at wavelength 2796.00 Angstroms (per resolution element) gives: Time = 1,195.5360 seconds										
4	(STIS.sp.10 11551)		(2) HD1237	STIS/FUV-MAMA, ACCUM, 0.2X0.2	E140M 1425 A				3300 Secs (3327 Secs) [==>3327.0 Secs]	[2]
Comments: Requested Signal/Noise Ratio = 30.000 at wavelength 1216.00 Angstroms (per resolution element) gives: Time = 3,881.5245 seconds										
5	(STIS.sp.10 11551)		(2) HD1237	STIS/FUV-MAMA, ACCUM, 0.2X0.2	E140M 1425 A				3300 Secs (3327 Secs) [==>3327.0 Secs]	[3]
Comments: Requested Signal/Noise Ratio = 30.000 at wavelength 1216.00 Angstroms (per resolution element) gives: Time = 3,881.5245 seconds										

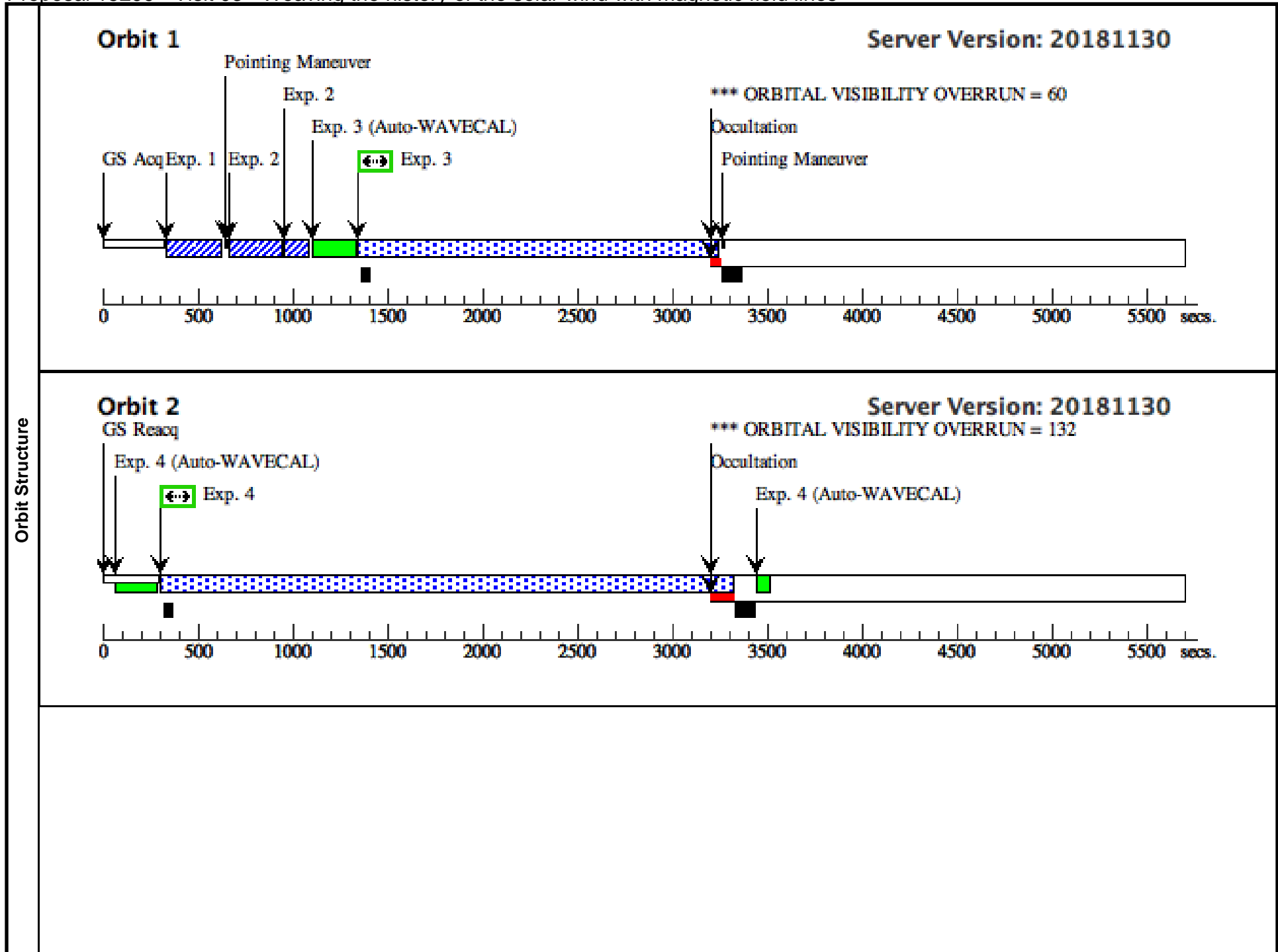


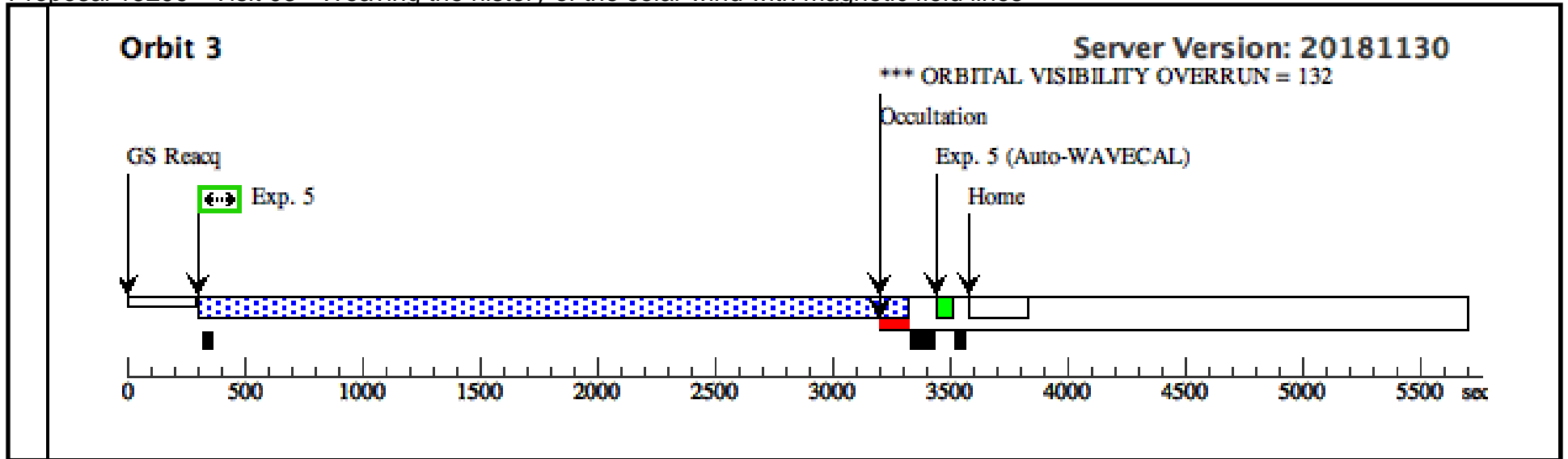


Proposal 15299 - Visit 03 - Weaving the history of the solar wind with magnetic field lines

Thu Jan 10 21:00:26 GMT 2019

Visit	Proposal 15299, Visit 03, failed Diagnostic Status: Warning Scientific Instruments: STIS/NUV-MAMA, STIS/CCD, STIS/FUV-MAMA Special Requirements: BETWEEN 27-JUN-2017:00:00:00 AND 09-NOV-2017:00:00:00; BETWEEN 27-JUN-2018:00:00:00 AND 09-NOV-2018:00:00:00									
	(Visit 03) Warning (Orbit Planner): ORBITAL VISIBILITY OVERRUN (Visit 03) Warning (Orbit Planner): ORBITAL VISIBILITY OVERRUN (Visit 03) Warning (Orbit Planner): ORBITAL VISIBILITY OVERRUN									
Diagnosics										
Fixed Targets	#	Name	Target Coordinates	Targ. Coord. Corrections		Fluxes	Miscellaneous			
	(3)	HD147513 Alt Name1: HIP80337 Alt Name2: GSC2S2303310248	RA: 16 24 1.2400 (246.0051667d) Dec: -39 11 34.80 (-39.19300d) Equinox: J2000	Proper Motion RA: +67.00 mas/yr Proper Motion Dec: +5.10 mas/yr Parallax: 0.07769" Epoch of Position: 1991.25 Radial Velocity: 13.232 km/sec	V=5.376+/-0.02 TYPE=G5V, B-V=0.597, E(B-V)=0, F-LINE(2796)=8.55E-12, W-LINE(2796)=0.6, F-LINE(1216)=6.09E-12, W-LINE(1216)=0.7	Reference Frame: ICRS				
Comments: This object was generated by the targetselector and retrieved from the SIMBAD database. Category=STAR Description=[EXTRA-SOLAR PLANETARY SYSTEM, G V-IV]										
Exposures	#	Label (ETC Run)	Target	Config,Mode,Aperture	Spectral Els.	Opt. Params.	Special Reqs.	Groups	Exp. Time (Total)/[Actual Dur.]	Orbit
	1	(3) HD147513	(3) HD147513	STIS/CCD, ACQ, F25ND3	MIRROR				0.40 Secs (0.4 Secs) [==>]	[1]
Comments: Minimum exposure time for the detector.										
2	(3) HD147513	(3) HD147513	STIS/CCD, ACQ/PEAK, 0.2X0.09	G430M 4451 A				0.20 Secs (0.2 Secs) [==>]	[1]	
Comments: Minimum exposure time for the detector.										
3	(STIS.sp.10 11621)	(3) HD147513	(3) HD147513	STIS/NUV-MAMA, ACCUM, 0.2X0.09	E230H 2713 A			1627 Secs (1886 Secs) [==>1886.0 Secs]	[1]	
Comments: Requested Signal/Noise Ratio = 50.000 at wavelength 2796.00 Angstrom (per resolution element) gives: Time = 783.6379 seconds										
4	(STIS.sp.10 11623)	(3) HD147513	(3) HD147513	STIS/FUV-MAMA, ACCUM, 0.2X0.2	E140M 1425 A			3000 Secs (3000 Secs) [==>]	[2]	
Comments: Requested Signal/Noise Ratio = 30.000 at wavelength 1216.00 Angstrom (per resolution element) gives: Time = 2,717.9832 seconds										
5	(STIS.sp.10 11623)	(3) HD147513	(3) HD147513	STIS/FUV-MAMA, ACCUM, 0.2X0.2	E140M 1425 A			3000 Secs (3000 Secs) [==>]	[3]	
Comments: Requested Signal/Noise Ratio = 30.000 at wavelength 1216.00 Angstrom (per resolution element) gives: Time = 2,717.9832 seconds										

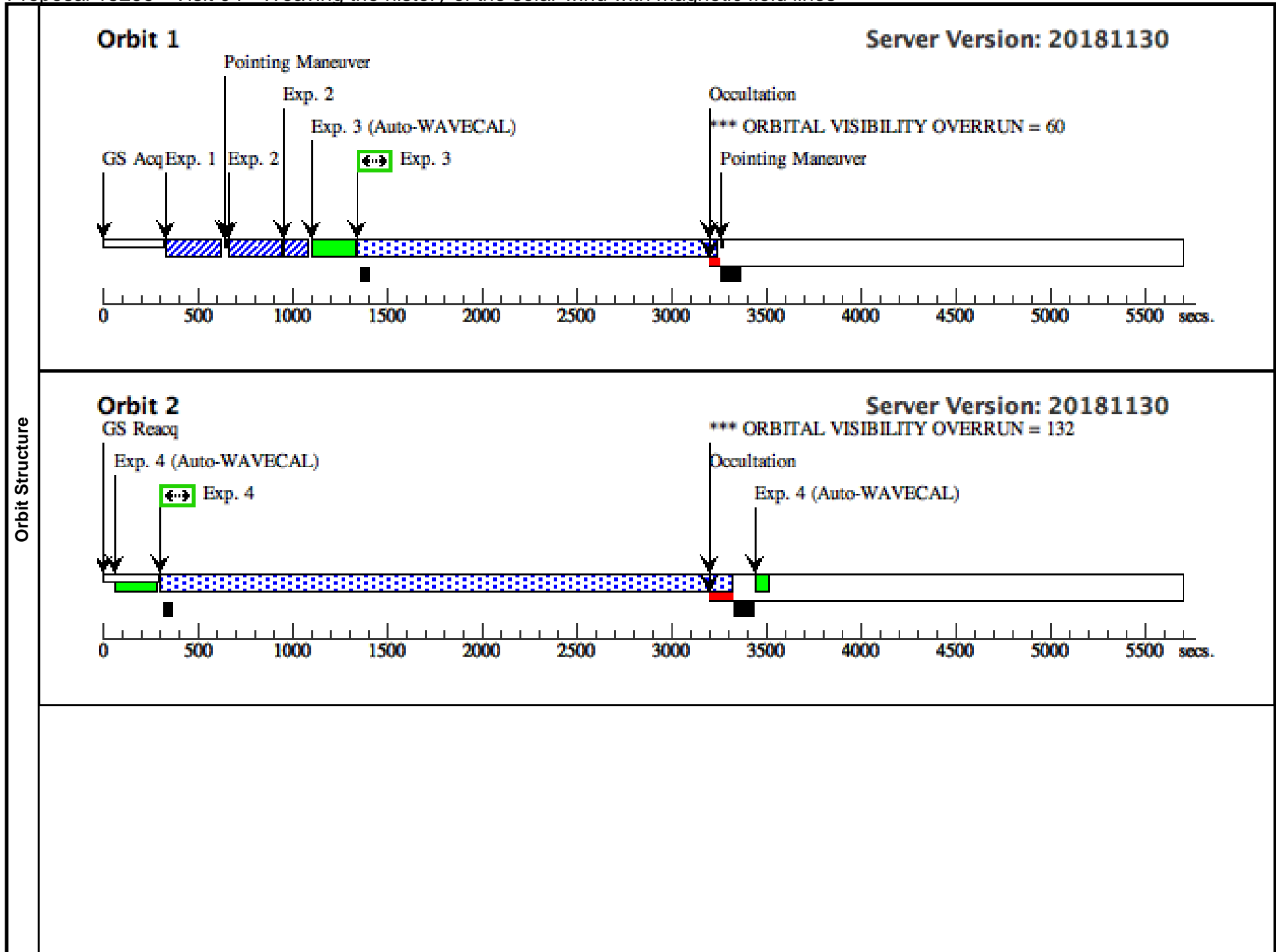


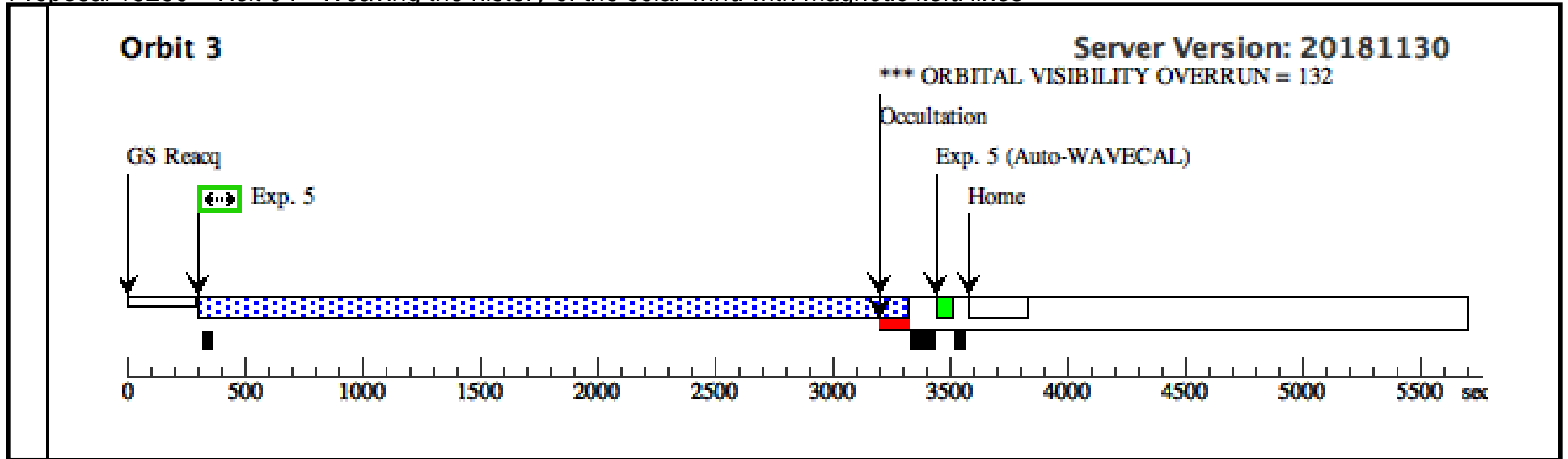


Proposal 15299 - Visit 04 - Weaving the history of the solar wind with magnetic field lines

Thu Jan 10 21:00:26 GMT 2019

Visit	Proposal 15299, Visit 04, completed Diagnostic Status: Warning Scientific Instruments: STIS/NUV-MAMA, STIS/CCD, STIS/FUV-MAMA Special Requirements: BETWEEN 19-AUG-2017:00:00:00 AND 01-FEB-2018:00:00:00; BETWEEN 19-AUG-2018:00:00:00 AND 01-FEB-2019:00:00:00																																																																																																																																																																									
	(Visit 04) Warning (Orbit Planner): ORBITAL VISIBILITY OVERRUN (Visit 04) Warning (Orbit Planner): ORBITAL VISIBILITY OVERRUN (Visit 04) Warning (Orbit Planner): ORBITAL VISIBILITY OVERRUN																																																																																																																																																																									
Fixed Targets	<table border="1"> <thead> <tr> <th>#</th> <th>Name</th> <th>Target Coordinates</th> <th>Targ. Coord. Corrections</th> <th>Fluxes</th> <th>Miscellaneous</th> </tr> </thead> <tbody> <tr> <td>(4)</td> <td>HD190771</td> <td>RA: 20 05 9.5900 (301.2899583d)</td> <td>Proper Motion RA: +263.35 mas/yr</td> <td>V=6.17+/-0.02</td> <td>Reference Frame: ICRS</td> </tr> <tr> <td></td> <td>Alt Name1: HIP98921</td> <td>Dec: +38 28 41.50 (38.47819d)</td> <td>Proper Motion Dec: +111.57 mas/yr</td> <td>TYPE=G2V,</td> <td></td> </tr> <tr> <td></td> <td>Alt Name2: GSC2N0301103500</td> <td>Equinox: J2000</td> <td>Parallax: 0.05299"</td> <td>B-V=0.654,</td> <td></td> </tr> <tr> <td></td> <td></td> <td></td> <td>Epoch of Position: 1991.25</td> <td>E(B-V)=0,</td> <td></td> </tr> <tr> <td></td> <td></td> <td></td> <td>Radial Velocity: -26.60 km/sec</td> <td>F-LINE(2796)=4.42E-12,</td> <td></td> </tr> <tr> <td></td> <td></td> <td></td> <td></td> <td>W-LINE(2796)=0.6,</td> <td></td> </tr> <tr> <td></td> <td></td> <td></td> <td></td> <td>F-LINE(1216)=3.15E-12,</td> <td></td> </tr> <tr> <td></td> <td></td> <td></td> <td></td> <td>W-LINE(1216)=0.7</td> <td></td> </tr> </tbody> </table> <p><i>Comments: This object was generated by the targetselector and retrieved from the SIMBAD database.</i> Category=STAR Description=[G V-IV]</p>										#	Name	Target Coordinates	Targ. Coord. Corrections	Fluxes	Miscellaneous	(4)	HD190771	RA: 20 05 9.5900 (301.2899583d)	Proper Motion RA: +263.35 mas/yr	V=6.17+/-0.02	Reference Frame: ICRS		Alt Name1: HIP98921	Dec: +38 28 41.50 (38.47819d)	Proper Motion Dec: +111.57 mas/yr	TYPE=G2V,			Alt Name2: GSC2N0301103500	Equinox: J2000	Parallax: 0.05299"	B-V=0.654,					Epoch of Position: 1991.25	E(B-V)=0,					Radial Velocity: -26.60 km/sec	F-LINE(2796)=4.42E-12,						W-LINE(2796)=0.6,						F-LINE(1216)=3.15E-12,						W-LINE(1216)=0.7																																																																																																											
	#	Name	Target Coordinates	Targ. Coord. Corrections	Fluxes	Miscellaneous																																																																																																																																																																				
(4)	HD190771	RA: 20 05 9.5900 (301.2899583d)	Proper Motion RA: +263.35 mas/yr	V=6.17+/-0.02	Reference Frame: ICRS																																																																																																																																																																					
	Alt Name1: HIP98921	Dec: +38 28 41.50 (38.47819d)	Proper Motion Dec: +111.57 mas/yr	TYPE=G2V,																																																																																																																																																																						
	Alt Name2: GSC2N0301103500	Equinox: J2000	Parallax: 0.05299"	B-V=0.654,																																																																																																																																																																						
			Epoch of Position: 1991.25	E(B-V)=0,																																																																																																																																																																						
			Radial Velocity: -26.60 km/sec	F-LINE(2796)=4.42E-12,																																																																																																																																																																						
				W-LINE(2796)=0.6,																																																																																																																																																																						
				F-LINE(1216)=3.15E-12,																																																																																																																																																																						
				W-LINE(1216)=0.7																																																																																																																																																																						
Exposures	<table border="1"> <thead> <tr> <th>#</th> <th>Label (ETC Run)</th> <th>Target</th> <th>Config,Mode,Aperture</th> <th>Spectral Els.</th> <th>Opt. Params.</th> <th>Special Reqs.</th> <th>Groups</th> <th>Exp. Time (Total)/[Actual Dur.]</th> <th>Orbit</th> </tr> </thead> <tbody> <tr> <td>1</td> <td>(4) HD190771</td> <td>(4) HD190771</td> <td>STIS/CCD, ACQ, F25ND3</td> <td>MIRROR</td> <td></td> <td></td> <td></td> <td>0.40 Secs (0.4 Secs)</td> <td></td> </tr> <tr> <td colspan="8"></td> <td>[==>]</td> <td>[1]</td> </tr> <tr> <td colspan="10"><i>Comments: Minimum exposure time for the detector.</i></td> </tr> <tr> <td>2</td> <td>(4) HD190771</td> <td>(4) HD190771</td> <td>STIS/CCD, ACQ/PEAK, 0.2X0.09</td> <td>G430M 4451 A</td> <td></td> <td></td> <td></td> <td>0.20 Secs (0.2 Secs)</td> <td></td> </tr> <tr> <td colspan="8"></td> <td>[==>]</td> <td>[1]</td> </tr> <tr> <td colspan="10"><i>Comments: Minimum exposure time for the detector.</i></td> </tr> <tr> <td>3</td> <td>(STIS.sp.10 11626)</td> <td>(4) HD190771</td> <td>STIS/NUV-MAMA, ACCUM, 0.2X0.09</td> <td>E230H 2713 A</td> <td></td> <td></td> <td></td> <td>1400 Secs (1886 Secs)</td> <td></td> </tr> <tr> <td colspan="8"></td> <td>[==>1886.0 Secs]</td> <td>[1]</td> </tr> <tr> <td colspan="10"><i>Comments: Requested Signal/Noise Ratio = 50.000 at wavelength 2796.00 Angstrom (per resolution element) gives: Time = 1,521.5140 seconds</i></td> </tr> <tr> <td>4</td> <td>(STIS.sp.10 11628)</td> <td>(4) HD190771</td> <td>STIS/FUV-MAMA, ACCUM, 0.2X0.2</td> <td>E140M 1425 A</td> <td></td> <td></td> <td></td> <td>3000 Secs (3000 Secs)</td> <td></td> </tr> <tr> <td colspan="8"></td> <td>[==>]</td> <td>[2]</td> </tr> <tr> <td colspan="10"><i>Comments: Requested Signal/Noise Ratio = 30.000 at wavelength 1216.00 Angstrom (per resolution element) gives: Time = 5,269.7773 seconds</i></td> </tr> <tr> <td>5</td> <td>(STIS.sp.10 11628)</td> <td>(4) HD190771</td> <td>STIS/FUV-MAMA, ACCUM, 0.2X0.2</td> <td>E140M 1425 A</td> <td></td> <td></td> <td></td> <td>3000 Secs (3000 Secs)</td> <td></td> </tr> <tr> <td colspan="8"></td> <td>[==>]</td> <td>[3]</td> </tr> <tr> <td colspan="10"><i>Comments: Requested Signal/Noise Ratio = 30.000 at wavelength 1216.00 Angstrom (per resolution element) gives: Time = 5,269.7773 seconds</i></td> </tr> </tbody> </table>										#	Label (ETC Run)	Target	Config,Mode,Aperture	Spectral Els.	Opt. Params.	Special Reqs.	Groups	Exp. Time (Total)/[Actual Dur.]	Orbit	1	(4) HD190771	(4) HD190771	STIS/CCD, ACQ, F25ND3	MIRROR				0.40 Secs (0.4 Secs)										[==>]	[1]	<i>Comments: Minimum exposure time for the detector.</i>										2	(4) HD190771	(4) HD190771	STIS/CCD, ACQ/PEAK, 0.2X0.09	G430M 4451 A				0.20 Secs (0.2 Secs)										[==>]	[1]	<i>Comments: Minimum exposure time for the detector.</i>										3	(STIS.sp.10 11626)	(4) HD190771	STIS/NUV-MAMA, ACCUM, 0.2X0.09	E230H 2713 A				1400 Secs (1886 Secs)										[==>1886.0 Secs]	[1]	<i>Comments: Requested Signal/Noise Ratio = 50.000 at wavelength 2796.00 Angstrom (per resolution element) gives: Time = 1,521.5140 seconds</i>										4	(STIS.sp.10 11628)	(4) HD190771	STIS/FUV-MAMA, ACCUM, 0.2X0.2	E140M 1425 A				3000 Secs (3000 Secs)										[==>]	[2]	<i>Comments: Requested Signal/Noise Ratio = 30.000 at wavelength 1216.00 Angstrom (per resolution element) gives: Time = 5,269.7773 seconds</i>										5	(STIS.sp.10 11628)	(4) HD190771	STIS/FUV-MAMA, ACCUM, 0.2X0.2	E140M 1425 A				3000 Secs (3000 Secs)										[==>]	[3]	<i>Comments: Requested Signal/Noise Ratio = 30.000 at wavelength 1216.00 Angstrom (per resolution element) gives: Time = 5,269.7773 seconds</i>									
	#	Label (ETC Run)	Target	Config,Mode,Aperture	Spectral Els.	Opt. Params.	Special Reqs.	Groups	Exp. Time (Total)/[Actual Dur.]	Orbit																																																																																																																																																																
	1	(4) HD190771	(4) HD190771	STIS/CCD, ACQ, F25ND3	MIRROR				0.40 Secs (0.4 Secs)																																																																																																																																																																	
									[==>]	[1]																																																																																																																																																																
	<i>Comments: Minimum exposure time for the detector.</i>																																																																																																																																																																									
	2	(4) HD190771	(4) HD190771	STIS/CCD, ACQ/PEAK, 0.2X0.09	G430M 4451 A				0.20 Secs (0.2 Secs)																																																																																																																																																																	
									[==>]	[1]																																																																																																																																																																
<i>Comments: Minimum exposure time for the detector.</i>																																																																																																																																																																										
3	(STIS.sp.10 11626)	(4) HD190771	STIS/NUV-MAMA, ACCUM, 0.2X0.09	E230H 2713 A				1400 Secs (1886 Secs)																																																																																																																																																																		
								[==>1886.0 Secs]	[1]																																																																																																																																																																	
<i>Comments: Requested Signal/Noise Ratio = 50.000 at wavelength 2796.00 Angstrom (per resolution element) gives: Time = 1,521.5140 seconds</i>																																																																																																																																																																										
4	(STIS.sp.10 11628)	(4) HD190771	STIS/FUV-MAMA, ACCUM, 0.2X0.2	E140M 1425 A				3000 Secs (3000 Secs)																																																																																																																																																																		
								[==>]	[2]																																																																																																																																																																	
<i>Comments: Requested Signal/Noise Ratio = 30.000 at wavelength 1216.00 Angstrom (per resolution element) gives: Time = 5,269.7773 seconds</i>																																																																																																																																																																										
5	(STIS.sp.10 11628)	(4) HD190771	STIS/FUV-MAMA, ACCUM, 0.2X0.2	E140M 1425 A				3000 Secs (3000 Secs)																																																																																																																																																																		
								[==>]	[3]																																																																																																																																																																	
<i>Comments: Requested Signal/Noise Ratio = 30.000 at wavelength 1216.00 Angstrom (per resolution element) gives: Time = 5,269.7773 seconds</i>																																																																																																																																																																										

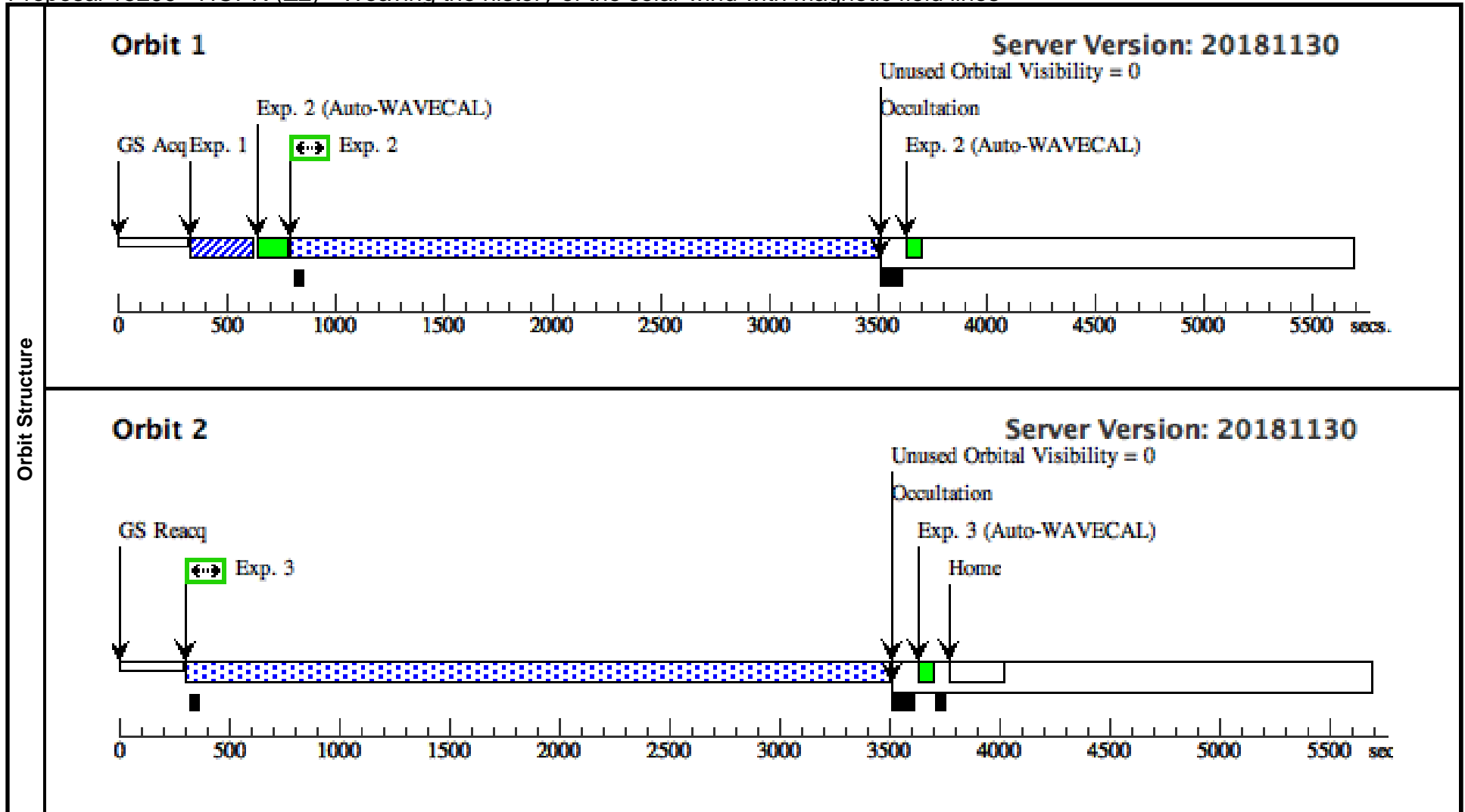




Proposal 15299 - HOPR (Z2) - Weaving the history of the solar wind with magnetic field lines

Thu Jan 10 21:00:26 GMT 2019

Visit	Proposal 15299, HOPR (Z2), implementation Diagnostic Status: No Diagnostics Scientific Instruments: STIS/CCD, STIS/FUV-MAMA Special Requirements: BETWEEN 16-MAY-2018:00:00:00 AND 16-MAR-2019:00:00:00																																																																						
Fixed Targets	<table border="1"> <thead> <tr> <th>#</th> <th>Name</th> <th>Target Coordinates</th> <th>Targ. Coord. Corrections</th> <th>Fluxes</th> <th>Miscellaneous</th> </tr> </thead> <tbody> <tr> <td>(2)</td> <td>HD1237</td> <td>RA: 00 16 11.2400 (4.0468333d) Dec: -79 51 3.70 (-79.85103d)</td> <td>Proper Motion RA: +433.87 mas/yr Proper Motion Dec: -57.95 mas/yr Parallax: 0.05676" Epoch of Position: 1991.25 Radial Velocity: -5.90 km/sec</td> <td>V=6.578+/-0.03 TYPE=G8V, B-V=0.757, E(B-V)=0, F-LINE(2796)=6.00E-12, W-LINE(2796)=0.6, F-LINE(1216)=4.27E-12, W-LINE(1216)=0.7</td> <td>Reference Frame: ICRS</td> </tr> </tbody> </table> <p><i>Comments: This object was generated by the targetselector and retrieved from the SIMBAD database.</i> Category=STAR Description=[EXTRA-SOLAR PLANETARY SYSTEM, G V-IV]</p>	#	Name	Target Coordinates	Targ. Coord. Corrections	Fluxes	Miscellaneous	(2)	HD1237	RA: 00 16 11.2400 (4.0468333d) Dec: -79 51 3.70 (-79.85103d)	Proper Motion RA: +433.87 mas/yr Proper Motion Dec: -57.95 mas/yr Parallax: 0.05676" Epoch of Position: 1991.25 Radial Velocity: -5.90 km/sec	V=6.578+/-0.03 TYPE=G8V, B-V=0.757, E(B-V)=0, F-LINE(2796)=6.00E-12, W-LINE(2796)=0.6, F-LINE(1216)=4.27E-12, W-LINE(1216)=0.7	Reference Frame: ICRS																																																										
#	Name	Target Coordinates	Targ. Coord. Corrections	Fluxes	Miscellaneous																																																																		
(2)	HD1237	RA: 00 16 11.2400 (4.0468333d) Dec: -79 51 3.70 (-79.85103d)	Proper Motion RA: +433.87 mas/yr Proper Motion Dec: -57.95 mas/yr Parallax: 0.05676" Epoch of Position: 1991.25 Radial Velocity: -5.90 km/sec	V=6.578+/-0.03 TYPE=G8V, B-V=0.757, E(B-V)=0, F-LINE(2796)=6.00E-12, W-LINE(2796)=0.6, F-LINE(1216)=4.27E-12, W-LINE(1216)=0.7	Reference Frame: ICRS																																																																		
Exposures	<table border="1"> <thead> <tr> <th>#</th> <th>Label (ETC Run)</th> <th>Target</th> <th>Config,Mode,Aperture</th> <th>Spectral Els.</th> <th>Opt. Params.</th> <th>Special Reqs.</th> <th>Groups</th> <th>Exp. Time (Total)/[Actual Dur.]</th> <th>Orbit</th> </tr> </thead> <tbody> <tr> <td>1</td> <td></td> <td>(2) HD1237</td> <td>STIS/CCD, ACQ, F25ND3</td> <td>MIRROR</td> <td></td> <td></td> <td></td> <td>0.40 Secs (0.4 Secs) [==>]</td> <td>[1]</td> </tr> <tr> <td colspan="10"><i>Comments: Minimum exposure time for the detector.</i></td> </tr> <tr> <td>2</td> <td>(STIS.sp.10 11551)</td> <td>(2) HD1237</td> <td>STIS/FUV-MAMA, ACCUM, 0.2X0.2</td> <td>E140M 1425 A</td> <td></td> <td></td> <td></td> <td>3300 Secs (2697 Secs) [==>2697.0 Secs]</td> <td>[1]</td> </tr> <tr> <td colspan="10"><i>Comments: Requested Signal/Noise Ratio = 30.000 at wavelength 1216.00 Angstroms (per resolution element) gives: Time = 3,881.5245 seconds</i></td> </tr> <tr> <td>3</td> <td>(STIS.sp.10 11551)</td> <td>(2) HD1237</td> <td>STIS/FUV-MAMA, ACCUM, 0.2X0.2</td> <td>E140M 1425 A</td> <td></td> <td></td> <td></td> <td>3300 Secs (3187 Secs) [==>3187.0 Secs]</td> <td>[2]</td> </tr> <tr> <td colspan="10"><i>Comments: Requested Signal/Noise Ratio = 30.000 at wavelength 1216.00 Angstroms (per resolution element) gives: Time = 3,881.5245 seconds</i></td> </tr> </tbody> </table>	#	Label (ETC Run)	Target	Config,Mode,Aperture	Spectral Els.	Opt. Params.	Special Reqs.	Groups	Exp. Time (Total)/[Actual Dur.]	Orbit	1		(2) HD1237	STIS/CCD, ACQ, F25ND3	MIRROR				0.40 Secs (0.4 Secs) [==>]	[1]	<i>Comments: Minimum exposure time for the detector.</i>										2	(STIS.sp.10 11551)	(2) HD1237	STIS/FUV-MAMA, ACCUM, 0.2X0.2	E140M 1425 A				3300 Secs (2697 Secs) [==>2697.0 Secs]	[1]	<i>Comments: Requested Signal/Noise Ratio = 30.000 at wavelength 1216.00 Angstroms (per resolution element) gives: Time = 3,881.5245 seconds</i>										3	(STIS.sp.10 11551)	(2) HD1237	STIS/FUV-MAMA, ACCUM, 0.2X0.2	E140M 1425 A				3300 Secs (3187 Secs) [==>3187.0 Secs]	[2]	<i>Comments: Requested Signal/Noise Ratio = 30.000 at wavelength 1216.00 Angstroms (per resolution element) gives: Time = 3,881.5245 seconds</i>									
#	Label (ETC Run)	Target	Config,Mode,Aperture	Spectral Els.	Opt. Params.	Special Reqs.	Groups	Exp. Time (Total)/[Actual Dur.]	Orbit																																																														
1		(2) HD1237	STIS/CCD, ACQ, F25ND3	MIRROR				0.40 Secs (0.4 Secs) [==>]	[1]																																																														
<i>Comments: Minimum exposure time for the detector.</i>																																																																							
2	(STIS.sp.10 11551)	(2) HD1237	STIS/FUV-MAMA, ACCUM, 0.2X0.2	E140M 1425 A				3300 Secs (2697 Secs) [==>2697.0 Secs]	[1]																																																														
<i>Comments: Requested Signal/Noise Ratio = 30.000 at wavelength 1216.00 Angstroms (per resolution element) gives: Time = 3,881.5245 seconds</i>																																																																							
3	(STIS.sp.10 11551)	(2) HD1237	STIS/FUV-MAMA, ACCUM, 0.2X0.2	E140M 1425 A				3300 Secs (3187 Secs) [==>3187.0 Secs]	[2]																																																														
<i>Comments: Requested Signal/Noise Ratio = 30.000 at wavelength 1216.00 Angstroms (per resolution element) gives: Time = 3,881.5245 seconds</i>																																																																							



Proposal 15299 - HOPR (Z3) - Weaving the history of the solar wind with magnetic field lines

Thu Jan 10 21:00:26 GMT 2019

Visit	Proposal 15299, HOPR (Z3), implementation Diagnostic Status: Warning Scientific Instruments: STIS/CCD, STIS/FUV-MAMA Special Requirements: SCHED 80%; BETWEEN 27-JUN-2017:00:00:00 AND 09-NOV-2017:00:00:00; BETWEEN 27-JUN-2018:00:00:00 AND 09-NOV-2018:00:00:00; BETWEEN 27-JUN-2019:00:00:00 AND 09-NOV-2019:00:00:00																																																											
	(HOPR (Z3)) Warning (Orbit Planner): ORBITAL VISIBILITY OVERRUN																																																											
Diagnosics																																																												
Fixed Targets	<table border="1"> <thead> <tr> <th>#</th> <th>Name</th> <th>Target Coordinates</th> <th>Targ. Coord. Corrections</th> <th>Fluxes</th> <th>Miscellaneous</th> </tr> </thead> <tbody> <tr> <td>(3)</td> <td>HD147513</td> <td>RA: 16 24 1.2400 (246.0051667d)</td> <td>Proper Motion RA: +67.00 mas/yr</td> <td>V=5.376+/-0.02</td> <td>Reference Frame: ICRS</td> </tr> <tr> <td></td> <td>Alt Name1: HIP80337</td> <td>Dec: -39 11 34.80 (-39.19300d)</td> <td>Proper Motion Dec: +5.10 mas/yr</td> <td>TYPE=G5V,</td> <td></td> </tr> <tr> <td></td> <td>Alt Name2: GSC2S2303310248</td> <td>Equinox: J2000</td> <td>Parallax: 0.07769"</td> <td>B-V=0.597,</td> <td></td> </tr> <tr> <td></td> <td></td> <td></td> <td>Epoch of Position: 1991.25</td> <td>E(B-V)=0,</td> <td></td> </tr> <tr> <td></td> <td></td> <td></td> <td>Radial Velocity: 13.232 km/sec</td> <td>F-LINE(2796)=8.55E-12,</td> <td></td> </tr> <tr> <td></td> <td></td> <td></td> <td></td> <td>W-LINE(2796)=0.6,</td> <td></td> </tr> <tr> <td></td> <td></td> <td></td> <td></td> <td>F-LINE(1216)=6.09E-12,</td> <td></td> </tr> <tr> <td></td> <td></td> <td></td> <td></td> <td>W-LINE(1216)=0.7</td> <td></td> </tr> </tbody> </table>	#	Name	Target Coordinates	Targ. Coord. Corrections	Fluxes	Miscellaneous	(3)	HD147513	RA: 16 24 1.2400 (246.0051667d)	Proper Motion RA: +67.00 mas/yr	V=5.376+/-0.02	Reference Frame: ICRS		Alt Name1: HIP80337	Dec: -39 11 34.80 (-39.19300d)	Proper Motion Dec: +5.10 mas/yr	TYPE=G5V,			Alt Name2: GSC2S2303310248	Equinox: J2000	Parallax: 0.07769"	B-V=0.597,					Epoch of Position: 1991.25	E(B-V)=0,					Radial Velocity: 13.232 km/sec	F-LINE(2796)=8.55E-12,						W-LINE(2796)=0.6,						F-LINE(1216)=6.09E-12,						W-LINE(1216)=0.7		<i>Comments: This object was generated by the targetselector and retrieved from the SIMBAD database.</i> Category=STAR Description=[EXTRA-SOLAR PLANETARY SYSTEM, G V-IV]				
	#	Name	Target Coordinates	Targ. Coord. Corrections	Fluxes	Miscellaneous																																																						
(3)	HD147513	RA: 16 24 1.2400 (246.0051667d)	Proper Motion RA: +67.00 mas/yr	V=5.376+/-0.02	Reference Frame: ICRS																																																							
	Alt Name1: HIP80337	Dec: -39 11 34.80 (-39.19300d)	Proper Motion Dec: +5.10 mas/yr	TYPE=G5V,																																																								
	Alt Name2: GSC2S2303310248	Equinox: J2000	Parallax: 0.07769"	B-V=0.597,																																																								
			Epoch of Position: 1991.25	E(B-V)=0,																																																								
			Radial Velocity: 13.232 km/sec	F-LINE(2796)=8.55E-12,																																																								
				W-LINE(2796)=0.6,																																																								
				F-LINE(1216)=6.09E-12,																																																								
				W-LINE(1216)=0.7																																																								
Exposures	<table border="1"> <thead> <tr> <th>#</th> <th>Label (ETC Run)</th> <th>Target</th> <th>Config,Mode,Aperture</th> <th>Spectral Els.</th> <th>Opt. Params.</th> <th>Special Reqs.</th> <th>Groups</th> <th>Exp. Time (Total)/[Actual Dur.]</th> <th>Orbit</th> </tr> </thead> <tbody> <tr> <td>1</td> <td></td> <td>(3) HD147513</td> <td>STIS/CCD, ACQ, F25ND3</td> <td>MIRROR</td> <td></td> <td></td> <td></td> <td>0.40 Secs (0.4 Secs)</td> <td></td> </tr> <tr> <td colspan="9"> <i>Comments: Minimum exposure time for the detector.</i> </td> </tr> <tr> <td>2</td> <td>(STIS.sp.10 11623)</td> <td>(3) HD147513</td> <td>STIS/FUV-MAMA, ACCUM, 0.2X0.2</td> <td>E140M 1425 A</td> <td></td> <td></td> <td></td> <td>2438 Secs (2274 Secs)</td> <td></td> </tr> <tr> <td colspan="9"> <i>Comments: Requested Signal/Noise Ratio = 30.000 at wavelength 1216.00 Angstrom (per resolution element) gives: Time = 2,717.9832 seconds</i> </td> </tr> </tbody> </table>	#	Label (ETC Run)	Target	Config,Mode,Aperture	Spectral Els.	Opt. Params.	Special Reqs.	Groups	Exp. Time (Total)/[Actual Dur.]	Orbit	1		(3) HD147513	STIS/CCD, ACQ, F25ND3	MIRROR				0.40 Secs (0.4 Secs)		<i>Comments: Minimum exposure time for the detector.</i>									2	(STIS.sp.10 11623)	(3) HD147513	STIS/FUV-MAMA, ACCUM, 0.2X0.2	E140M 1425 A				2438 Secs (2274 Secs)		<i>Comments: Requested Signal/Noise Ratio = 30.000 at wavelength 1216.00 Angstrom (per resolution element) gives: Time = 2,717.9832 seconds</i>									[==>] [1]										
	#	Label (ETC Run)	Target	Config,Mode,Aperture	Spectral Els.	Opt. Params.	Special Reqs.	Groups	Exp. Time (Total)/[Actual Dur.]	Orbit																																																		
1		(3) HD147513	STIS/CCD, ACQ, F25ND3	MIRROR				0.40 Secs (0.4 Secs)																																																				
<i>Comments: Minimum exposure time for the detector.</i>																																																												
2	(STIS.sp.10 11623)	(3) HD147513	STIS/FUV-MAMA, ACCUM, 0.2X0.2	E140M 1425 A				2438 Secs (2274 Secs)																																																				
<i>Comments: Requested Signal/Noise Ratio = 30.000 at wavelength 1216.00 Angstrom (per resolution element) gives: Time = 2,717.9832 seconds</i>																																																												
[==>2274.0 Secs] [1]																																																												

