



# 16110 - ULLYSES Monitoring Observations of the T Tauri Star RU Lup: First Epoch

Cycle: 28, Proposal Category: GO/DD

(Availability Mode: SUPPORTED)

## INVESTIGATORS

<i>Name</i>	<i>Institution</i>	<i>E-Mail</i>
<b>Dr. Julia Christine Roman-Duval (PI) (Contact)</b>	<b>Space Telescope Science Institute</b>	<b>duval@stsci.edu</b>
Dr. Kenneth Sembach (CoI)	Space Telescope Science Institute	sembach@stsci.edu
Dr. TalaWanda R. Monroe (CoI) (Contact)	Space Telescope Science Institute	tmonroe@stsci.edu
Joanna Taylor (CoI)	Space Telescope Science Institute	jotaylor@stsci.edu
Dr. Travis C Fischer (CoI) (ESA Member)	Space Telescope Science Institute - ESA	tfischer@stsci.edu
Dr. Charles R. Proffitt (CoI) (Contact)	Space Telescope Science Institute	proffitt@stsci.edu
Dr. William J. Fischer (CoI) (Contact)	Space Telescope Science Institute	wfischer@stsci.edu
Dr. Alexander W. Fullerton (CoI)	Space Telescope Science Institute	fullerton@stsci.edu
Dr. Alessandra Aloisi (CoI)	Space Telescope Science Institute	aloisi@stsci.edu
Christopher Britt (CoI)	Space Telescope Science Institute	cbritt@stsci.edu
Dr. Thomas M. Brown (CoI)	Space Telescope Science Institute	tbrown@stsci.edu
Ivo Busko (CoI)	Space Telescope Science Institute	busko@stsci.edu
Dr. Joleen Carlberg (CoI)	Space Telescope Science Institute	jcarlberg@stsci.edu
Dr. Gisella De Rosa (CoI)	Space Telescope Science Institute	gderosa@stsci.edu
Elaine M Frazer (CoI) (Contact)	Space Telescope Science Institute	efrazer@stsci.edu
Dr. Svea S Hernandez (CoI)	Space Telescope Science Institute - ESA - JWST	sveash@stsci.edu
Dr. Alec S. Hirschauer (CoI)	Space Telescope Science Institute	ahirschauer@stsci.edu
Dr. Bethan Lesley James (CoI)	Space Telescope Science Institute - ESA - JWST	bjames@stsci.edu
Robert Jedrzejewski (CoI)	Space Telescope Science Institute	rij@stsci.edu
Sean Lockwood (CoI)	Space Telescope Science Institute	lockwood@stsci.edu

Proposal 16110 (STScI Edit Number: 0, Created: Monday, August 16, 2021 at 4:00:57 PM Eastern Standard Time) - Overview

<i>Name</i>	<i>Institution</i>	<i>E-Mail</i>
Dr. Cristina Oliveira (CoI)	Space Telescope Science Institute	oliveira@stsci.edu
Rachel Plesha (CoI)	Space Telescope Science Institute	rplesha@stsci.edu
Dr. I. Neill Reid (CoI)	Space Telescope Science Institute	inr@stsci.edu
Dr. Adric R. Riedel (CoI)	Space Telescope Science Institute	riedel@stsci.edu
Allyssa Riley (CoI)	Space Telescope Science Institute	ariley@stsci.edu
Dr. David J. Sahnou (CoI)	Space Telescope Science Institute	sahnou@stsci.edu
Dr. Ravi Sankrit (CoI)	Space Telescope Science Institute	rsankrit@stsci.edu
Dr. Richard Shaw (CoI)	Space Telescope Science Institute	shaw@stsci.edu
Dr. Linda J. Smith (CoI) (ESA Member)	Space Telescope Science Institute - ESA	lsmith@stsci.edu
Dr. Sangmo Tony Sohn (CoI)	Space Telescope Science Institute	tsohn@stsci.edu
Dr. Debopam Som (CoI) (Contact)	Space Telescope Science Institute	dsom@stsci.edu
Dr. Leonardo Ubeda (CoI)	Space Telescope Science Institute	lubeda@stsci.edu
Dr. Daniel E. Welty (CoI)	Space Telescope Science Institute	dwelty@stsci.edu
Brian York (CoI)	Space Telescope Science Institute	york@stsci.edu

**VISITS**

<i>Visit</i>	<i>Targets used in Visit</i>	<i>Configurations used in Visit</i>	<i>Orbits Used</i>	<i>Last Orbit Planner Run</i>	<i>OP Current with Visit?</i>
1C	(1) V-RU-LUP	COS/FUV COS/NUV	1	16-Aug-2021 17:00:36.0	yes
1D	(1) V-RU-LUP	COS/FUV COS/NUV	1	16-Aug-2021 17:00:38.0	yes
1E	(1) V-RU-LUP	COS/FUV COS/NUV	1	16-Aug-2021 17:00:40.0	yes
1F	(1) V-RU-LUP	COS/FUV COS/NUV	1	16-Aug-2021 17:00:41.0	yes
1G	(1) V-RU-LUP	COS/FUV COS/NUV	1	16-Aug-2021 17:00:43.0	yes
1H	(1) V-RU-LUP	COS/FUV COS/NUV	1	16-Aug-2021 17:00:45.0	yes

<i>Visit</i>	<i>Targets used in Visit</i>	<i>Configurations used in Visit</i>	<i>Orbits Used</i>	<i>Last Orbit Planner Run</i>	<i>OP Current with Visit?</i>
1I	(1) V-RU-LUP	COS/FUV COS/NUV	1	16-Aug-2021 17:00:46.0	yes
1J	(1) V-RU-LUP	COS/FUV COS/NUV	1	16-Aug-2021 17:00:48.0	yes
1K	(1) V-RU-LUP	COS/FUV COS/NUV	1	16-Aug-2021 17:00:50.0	yes
1L	(1) V-RU-LUP	COS/FUV COS/NUV	1	16-Aug-2021 17:00:51.0	yes
1M	(1) V-RU-LUP	COS/FUV COS/NUV	1	16-Aug-2021 17:00:53.0	yes
1N	(1) V-RU-LUP	COS/FUV COS/NUV	1	16-Aug-2021 17:00:55.0	yes
AD	(1) V-RU-LUP	COS/FUV COS/NUV	1	16-Aug-2021 17:00:56.0	yes

13 Total Orbits Used

## **ABSTRACT**

The Space Telescope Science Institute (STScI) Director has decided to devote up to 1000 orbits of Director's Discretionary time in observing Cycles 27-29 to a new Hubble Ultraviolet Legacy program focused on star formation and associated stellar physics. This new program, ULLYSES (UV Legacy Library of Young Stars as Essential Standards), will provide a UV spectroscopic reference sample of young (< 10 Myr) high- and low-mass stars. It will target ~165 OB stars in the Magellanic Clouds and lower metallicity galaxies in the Local Group, and ~67 T Tauri stars and brown dwarfs in the Milky Way. In addition, ULLYSES will monitor 4 typical T Tauri stars over different rotational phases through at least three rotation periods, and over timescales of months to years. The resulting library will provide template spectra of massive stars at metallicities substantially below the well studied, while the low mass sample will cover a wide range of ages, accretion rates, and masses, including objects down to well below 0.5  $M_{\text{sun}}$ . The legacy of this large UV dataset on the first 10 Myr of stellar evolution will be enhanced by complementary datasets obtained by the scientific community. In addition to the core goals of the program related to stellar astrophysics of low and high mass stars, this data will also enable exciting science in the fields of ISM, CGM, jets, and exoplanets. ULLYSES will be modeled after the Frontier Fields program: all data obtained will be non-proprietary. The implementation team at STScI is developing high-level science data products and a sophisticated database and website for

Proposal 16110 (STScI Edit Number: 0, Created: Monday, August 16, 2021 at 4:00:57 PM Eastern Standard Time) - Overview  
disseminating data from the ULLYSES program and ancillary datasets for the ULLYSES target sample from space and ground-based facilities.

## OBSERVING DESCRIPTION

Observations use COS NUV + FUV and all visits are single orbit with SCHED=100.

This target will be in the XMM field of view and for the purpose of coordinated observations this version sets the BETWEEN for all visits to be from 2021-Aug-10 to 2021-Sep-18.

The rotation period of the target is about 3.71 days = 56.1 orbits. We want to schedule 4 visits/period over three consecutive rotation periods, but we don't care about zero point shifts in the whole pattern.

Therefore, the ideal visit spacing would be 14.03 orbits.

If we allow windows that are multiples of 14.0 +/- 3.1 orbits after visit 1 the required AFTER BY orbit values are as follows

Visit	2.0	3.0	4.0	5.0	6.0	7.0	8.0	9.0	10.0	11.0	12.0
Start	10.9	25.0	39.0	53.0	67.1	81.1	95.1	109.1	123.2	137.2	151.2
End	17.1	31.2	45.2	59.2	73.3	87.3	101.3	115.3	129.4	143.4	157.4

If we allow windows that are multiples of 14.0 +/- 4.1 orbits after visit 1 the required AFTER BY orbit values are as follows

Visit	2.0	3.0	4.0	5.0	6.0	7.0	8.0	9.0	10.0	11.0	12.0
Start	9.9	24.0	38.0	52.0	66.1	80.1	94.1	108.1	122.2	136.2	150.2
End	18.1	32.2	46.2	60.2	74.3	88.3	102.3	116.3	130.4	144.4	158.4

If we allow windows that are multiples of 14.0 +/- 5.1 orbits after visit 1 the required AFTER BY orbit values are as follows

Visit	2.0	3.0	4.0	5.0	6.0	7.0	8.0	9.0	10.0	11.0	12.0
Start	8.9	23.0	37.0	51.0	65.1	79.1	93.1	107.1	121.2	135.2	149.2
End	19.1	33.2	47.2	61.2	75.3	89.3	103.3	117.3	131.4	145.4	159.4

Much more than this and the adjacent phase bins will start running into each other.

Proposal 16110 (STScI Edit Number: 0, Created: Monday, August 16, 2021 at 4:00:57 PM Eastern Standard Time) - Overview

This version uses the rather narrow  $\pm 3.1$  orbit windows. Individual windows will likely need to be shifted or widened when detailed scheduling is done.

Proposal 16110 - V-RU-LUP-COS-1 (1C) - ULLYSES Monitoring Observations of the T Tauri Star RU Lup: First Epoch

Mon Aug 16 21:00:57 GMT 2021

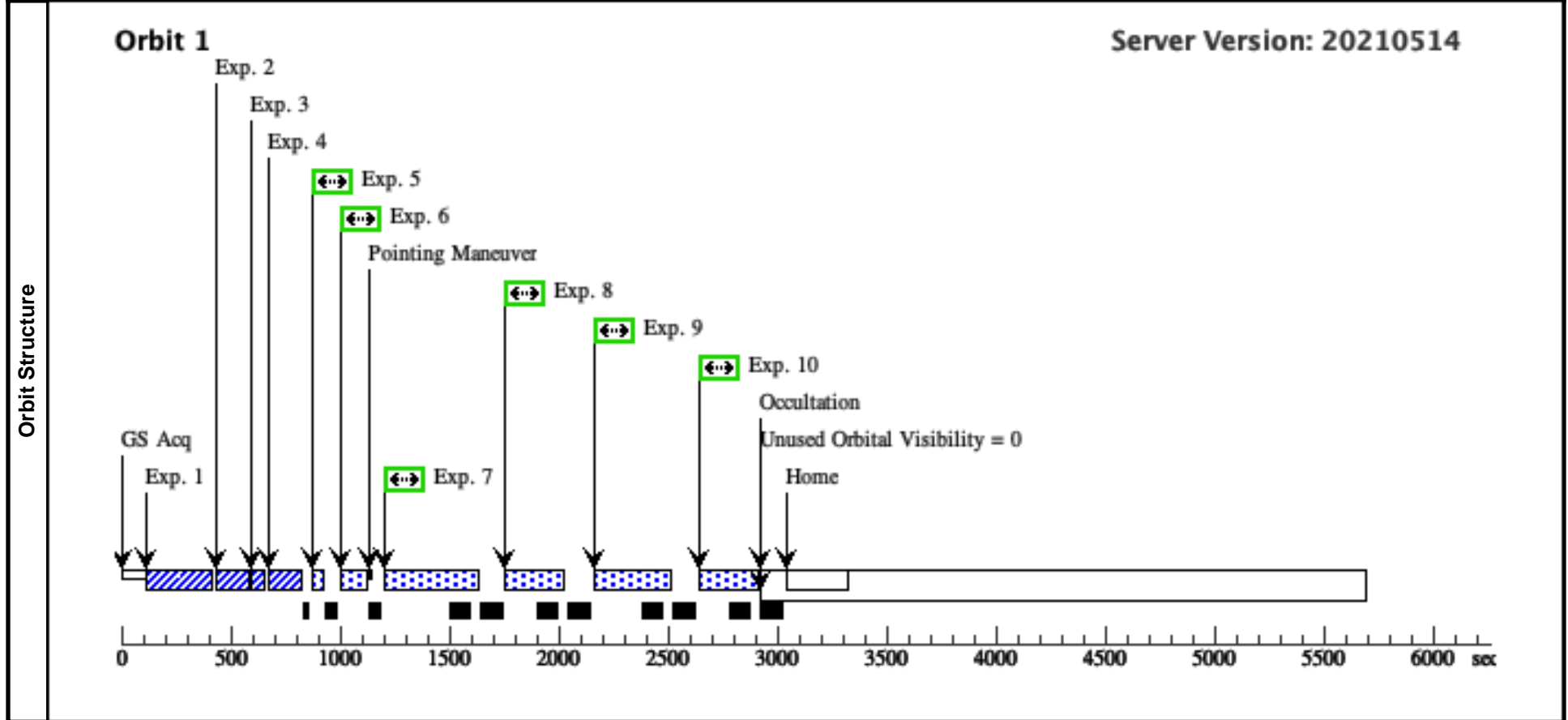
<b>Visit</b>	<p><b>Proposal 16110, V-RU-LUP-COS-1 (1C), completed</b></p> <p><b>Diagnostic Status: Warning</b></p> <p>Scientific Instruments: COS/FUV, COS/NUV</p> <p>Special Requirements: SCHED 100%; BETWEEN 10-AUG-2021:00:00:00 AND 18-SEP-2021:00:00:00</p> <p><i>Comments: vstatus; 1C; V-RU-LUP; P/COS approved for submission; P/WF 20/05/21 ; intrev: complete ; P/JRD 24/05/2021</i></p> <p><i>vcheck; Enter targ name &amp; Inst. &amp; Resp. Sci.; RU Lup ; COS ; WF</i></p> <p><i>vcheck; ETC numbers entered in APT?; yes</i></p> <p><i>vcheck; Any screening violations?; no</i></p> <p><i>vcheck; M-dwarf check complete and added to box folder?; N/A</i></p> <p><i>vcheck; S/N ETC calcs done &amp; documented?; yes</i></p> <p><i>vcheck; Field images checked &amp; saved?; yes</i></p> <p><i>vcheck; Selected ACQ strategy?; G230L/2950, repeated to guard against late GS acq</i></p> <p><i>vcheck; Possible ACQ or Sci spoilers?; No</i></p> <p><i>vcheck; Field BOT clear?; Yes. BOT complains about the target under the assumption it is an O5 star.</i></p> <p><i>vcheck; Visual BOT check for stars not in catalog?; nothing visible in DSS</i></p> <p><i>vcheck; Orbit packing finalized?; yes</i></p> <p><i>vcheck; Buffer times optimized?; yes</i></p> <p><i>vcheck; Verify visit grouping correct; yes</i></p> <p><i>vcheck; phase constraint for ground based observations added?; yes</i></p> <p><i>vcheck; BETWEENS for coordinated observations added?; yes (for XMM)</i></p> <p><i>vcheck; Is visit ready for int. review?; yes</i></p> <p><i>Allocated COS orbits = 12</i></p>																													
	<p><b>Diagnosics</b></p> <p>(V-RU-LUP-COS-1 (1C)) Warning (Form): For the best data quality, it is strongly recommended that all four FP-POS positions be used when observing at a given COS CENWAVE setting.</p>																													
<b>Fixed Targets</b>	<table border="1"> <thead> <tr> <th>#</th> <th>Name</th> <th>Target Coordinates</th> <th>Targ. Coord. Corrections</th> <th>Fluxes</th> <th>Miscellaneous</th> </tr> </thead> <tbody> <tr> <td>(1)</td> <td>V-RU-LUP</td> <td>RA: 15 56 42.2959 (239.1762329d)</td> <td>Proper Motion RA: -9.744327991037346E-4 sec of time/yr</td> <td>V=9.6</td> <td>Reference Frame: ICRS</td> </tr> <tr> <td></td> <td>Alt Name1: 2MASS-J15564230-3749154</td> <td>Dec: -37 49 15.83 (-37.82106d)</td> <td>Proper Motion Dec: -0.023233999991134624 arcsec/yr</td> <td>SpT=K7, U=9.27,</td> <td></td> </tr> <tr> <td></td> <td>Alt Name2: HD142560</td> <td>Equinox: J2000</td> <td>Epoch of Position: 2015.5</td> <td>B=10.07, V=9.60, G=10.7107, J=8.732, H=7.824, K=7.138</td> <td></td> </tr> </tbody> </table> <p><i>Comments: This object was generated by the targetselector and retrieved from the SIMBAD database. Note that while SIMBAD classifies this as K7/M0, only one of many authors assigns this as a M star. K7 is the most commonly adopted designation, and some early authors even classify this as a G star. Alcalá et al. (2014, A&amp;A, 561, A2) properly account for the accretion excess emission from 0.3-2.5 microns and assign a spectral type of K7; this can be considered authoritative.</i></p> <p>-----</p> <p><i>tstatus; V-RU-LUP ; P/COS approved for submission; S/ins not started; P/WF 20/05/21; S/xx DD/MM/YY</i></p> <p><i>tcheck; APT/SIMBAD target names: ; HD 142560, HBC 251, 2MASS J15564230-3749154, Sz 83</i></p> <p><i>tcheck; Target info verification status?; OK</i></p> <p><i>tcheck; Coordinates &amp; P.M. verified, epoch checked?; yes</i></p> <p><i>tcheck; Adopted SED compared to Observations?; yes ...</i></p> <p><i>use BVRI photometry from AAVSO averaged from 26 Apr 2021 to 19 May 2021 and mean U-B color from Herbst et al. (1994) ...</i></p> <p><i>results lie between 92% and 134% of model, consistent with normal variability</i></p> <p>Category=STAR</p> <p>Description=[PRE-MAIN SEQUENCE STAR, T TAURI STAR]</p> <p>Extended=NO</p>						#	Name	Target Coordinates	Targ. Coord. Corrections	Fluxes	Miscellaneous	(1)	V-RU-LUP	RA: 15 56 42.2959 (239.1762329d)	Proper Motion RA: -9.744327991037346E-4 sec of time/yr	V=9.6	Reference Frame: ICRS		Alt Name1: 2MASS-J15564230-3749154	Dec: -37 49 15.83 (-37.82106d)	Proper Motion Dec: -0.023233999991134624 arcsec/yr	SpT=K7, U=9.27,			Alt Name2: HD142560	Equinox: J2000	Epoch of Position: 2015.5	B=10.07, V=9.60, G=10.7107, J=8.732, H=7.824, K=7.138	
	#	Name	Target Coordinates	Targ. Coord. Corrections	Fluxes	Miscellaneous																								
(1)	V-RU-LUP	RA: 15 56 42.2959 (239.1762329d)	Proper Motion RA: -9.744327991037346E-4 sec of time/yr	V=9.6	Reference Frame: ICRS																									
	Alt Name1: 2MASS-J15564230-3749154	Dec: -37 49 15.83 (-37.82106d)	Proper Motion Dec: -0.023233999991134624 arcsec/yr	SpT=K7, U=9.27,																										
	Alt Name2: HD142560	Equinox: J2000	Epoch of Position: 2015.5	B=10.07, V=9.60, G=10.7107, J=8.732, H=7.824, K=7.138																										

Proposal 16110 - V-RU-LUP-COS-1 (1C) - ULLYSES Monitoring Observations of the T Tauri Star RU Lup: First Epoch

#	Label (ETC Run)	Target	Config,Mode,Aperture	Spectral Els.	Opt. Params.	Special Reqs.	Groups	Exp. Time (Total)/[Actual Dur.]	Orbit	
Exposures	1	G230L PEA KXD (1517209)	(1) V-RU-LUP COS/NUV, ACQ/PEAKXD, PSA	G230L 2950 A	STRIPE=DEF			1 Secs (1 Secs) [==>]	[1]	
	<p>Comments: ETC 1517209 with model spectrum rulup_lya2_etc.txt gives 0.3 sec, round up to 1 sec For BOP check, ETC 1517210 with 4x model spectrum rulup_lya2_x4.00_etc.txt gives 47 cts/sec in brightest pixel and 22,010 cts/sec in brightest stripe. This exceeds the per-stripe count rate limit for irregularly variable sources, but the 4x case is designed to account for variability. It is below the per-stripe count rate limit of 30,000 cts/sec for nonvariable sources.</p>									
	2	G230L PEA KD (1517211)	(1) V-RU-LUP COS/NUV, ACQ/PEAKD, PSA	G230L 2950 A	CENTER=FLUX-W T-FLR; NUM-POS=5; STEP-SIZE=0.9			1 Secs (1 Secs) [==>]	[1]	
	<p>Comments: ETC 1517211 with model spectrum rulup_lya2_etc.txt gives 0.2 sec, round up to 1 sec For BOP check, ETC 1517212 with 4x model spectrum rulup_lya2_x4.00_etc.txt gives 47 cts/sec in brightest pixel and 22,010 cts/sec in brightest stripe. This exceeds the per-stripe count rate limit for irregularly variable sources, but the 4x case is designed to account for variability. It is below the per-stripe count rate limit of 30,000 cts/sec for nonvariable sources.</p>									
	3	G230L PEA KXD (1517209)	(1) V-RU-LUP COS/NUV, ACQ/PEAKXD, PSA	G230L 2950 A	STRIPE=DEF			1 Secs (1 Secs) [==>]	[1]	
	<p>Comments: ETC 1517209 with model spectrum rulup_lya2_etc.txt gives 0.3 sec, round up to 1 sec For BOP check, ETC 1517210 with 4x model spectrum rulup_lya2_x4.00_etc.txt gives 47 cts/sec in brightest pixel and 22,010 cts/sec in brightest stripe. This exceeds the per-stripe count rate limit for irregularly variable sources, but the 4x case is designed to account for variability. It is below the per-stripe count rate limit of 30,000 cts/sec for nonvariable sources.</p>									
	4	G230L PEA KD (1517211)	(1) V-RU-LUP COS/NUV, ACQ/PEAKD, PSA	G230L 2950 A	CENTER=FLUX-W T-FLR; NUM-POS=5; STEP-SIZE=0.9			1 Secs (1 Secs) [==>]	[1]	
	<p>Comments: ETC 1517211 with model spectrum rulup_lya2_etc.txt gives 0.2 sec, round up to 1 sec For BOP check, ETC 1517212 with 4x model spectrum rulup_lya2_x4.00_etc.txt gives 47 cts/sec in brightest pixel and 22,010 cts/sec in brightest stripe. This exceeds the per-stripe count rate limit for irregularly variable sources, but the 4x case is designed to account for variability. It is below the per-stripe count rate limit of 30,000 cts/sec for nonvariable sources.</p>									
5	G230L 2950 (1517213)	(1) V-RU-LUP COS/NUV, TIME-TAG, PSA	G230L 2950 A	BUFFER-TIME=80; FP-POS=4			30 Secs (30 Secs) [==>]	[1]		
<p>Comments: ETC 1517213 with model spectrum rulup_lya2_etc.txt gives 19 sec to reach S/N = 20 at 2820 A, in the continuum near Mg II 2800. Round up to 30 sec. For BOP check, ETC 1517214 with 4x model spectrum rulup_lya2_x4.00_etc.txt gives 47 cts/sec in brightest pixel and 22,010 cts/sec in brightest stripe. This exceeds the per-stripe count rate limit for irregularly variable sources, but the 4x case is designed to account for variability. It is below the per-stripe count rate limit of 30,000 cts/sec for nonvariable sources. BUFFER-TIME set to 80 sec following COS IHB recommendation when exposure time &lt; 80 sec and ETC buffer time &gt; 80 sec.</p>										
6	G230L 2635 (1517215)	(1) V-RU-LUP COS/NUV, TIME-TAG, PSA	G230L 2635 A	BUFFER-TIME=80; FP-POS=1			30 Secs (30 Secs) [==>]	[1]		
<p>Comments: ETC 1517215 with model spectrum rulup_lya2_etc.txt gives 19 sec to reach S/N = 20 at 2820 A, in the continuum near Mg II 2800. Round up to 30 sec. For BOP check, ETC 1517216 with 4x model spectrum rulup_lya2_x4.00_etc.txt gives 47 cts/sec in brightest pixel and 24,480 cts/sec in brightest stripe. This exceeds the per-stripe count rate limit for irregularly variable sources, but the 4x case is designed to account for variability. It is below the per-stripe count rate limit of 30,000 cts/sec for nonvariable sources. BUFFER-TIME set to 80 sec following COS IHB recommendation when exposure time &lt; 80 sec and ETC buffer time &gt; 80 sec.</p>										
7	G160M 158 9-3 (1517218)	(1) V-RU-LUP COS/FUV, TIME-TAG, PSA	G160M 1589 A	BUFFER-TIME=11 0; FP-POS=3			219 Secs (219 Secs) [==>]	[1]		
<p>Comments: ETC 1517218 with archival spectrum lbgj530b0_etc.txt, a cenwave 1623 spectrum of this star, gives 550 sec to reach S/N = 30 at 1548 A, the peak of C IV. This is 138 sec per G160M exposure; expand to 219 sec to fill the orbit and account for the possibility of a faint state. For BOP check, ETC 1517219 with 4x archival spectrum lbgj530b0_x4.00_etc.txt gives 0.18 cts/sec in brightest pixel and 1279 cts/sec in entire detector. BUFFER-TIME set to 110 sec to guard against a bright state and reduce overheads.</p>										
8	G160M 158 9-4 (1517218)	(1) V-RU-LUP COS/FUV, TIME-TAG, PSA	G160M 1589 A	BUFFER-TIME=11 0; FP-POS=4			220 Secs (220 Secs) [==>]	[1]		
<p>Comments: ETC 1517218 with archival spectrum lbgj530b0_etc.txt, a cenwave 1623 spectrum of this star, gives 550 sec to reach S/N = 30 at 1548 A, the peak of C IV. This is 138 sec per G160M exposure; expand to 220 sec to fill the orbit and account for the possibility of a faint state. For BOP check, ETC 1517219 with 4x archival spectrum lbgj530b0_x4.00_etc.txt gives 0.18 cts/sec in brightest pixel and 1279 cts/sec in entire detector. BUFFER-TIME set to 110 sec to guard against a bright state and reduce overheads.</p>										

Proposal 16110 - V-RU-LUP-COS-1 (1C) - ULLYSES Monitoring Observations of the T Tauri Star RU Lup: First Epoch

9	G160M 162 3-1 (1517220)	(1) V-RU-LUP	COS/FUV, TIME-TAG, PSA	G160M 1623 A	BUFFER-TIME=11 0; FP-POS=1	220 Secs (220 Secs) [==>]	[1]
<p>Comments: ETC 1517220 with archival spectrum lbgj530b0_etc.txt, a cenwave 1623 spectrum of this star, gives 549 sec to reach S/N = 30 at 1548 A, the peak of C IV. This is 138 sec per G160M exposure; expand to 220 sec to fill the orbit and account for the possibility of a faint state.                  For BOP check, ETC 1517221 with 4x archival spectrum lbgj530b0_x4.00_etc.txt gives 0.18 cts/sec in brightest pixel and 1458 cts/sec in entire detector.                  BUFFER-TIME set to 110 sec to guard against a bright state and reduce overheads.</p>							
10	G160M 162 3-2 (1517220)	(1) V-RU-LUP	COS/FUV, TIME-TAG, PSA	G160M 1623 A	BUFFER-TIME=11 0; FP-POS=2	220 Secs (220 Secs) [==>]	[1]
<p>Comments: ETC 1517220 with archival spectrum lbgj530b0_etc.txt, a cenwave 1623 spectrum of this star, gives 549 sec to reach S/N = 30 at 1548 A, the peak of C IV. This is 138 sec per G160M exposure; expand to 220 sec to fill the orbit and account for the possibility of a faint state.                  For BOP check, ETC 1517221 with 4x archival spectrum lbgj530b0_x4.00_etc.txt gives 0.18 cts/sec in brightest pixel and 1458 cts/sec in entire detector.                  BUFFER-TIME set to 110 sec to guard against a bright state and reduce overheads.</p>							





Proposal 16110 - V-RU-LUP-COS-2 (1D) - ULLYSES Monitoring Observations of the T Tauri Star RU Lup: First Epoch

Mon Aug 16 21:00:57 GMT 2021

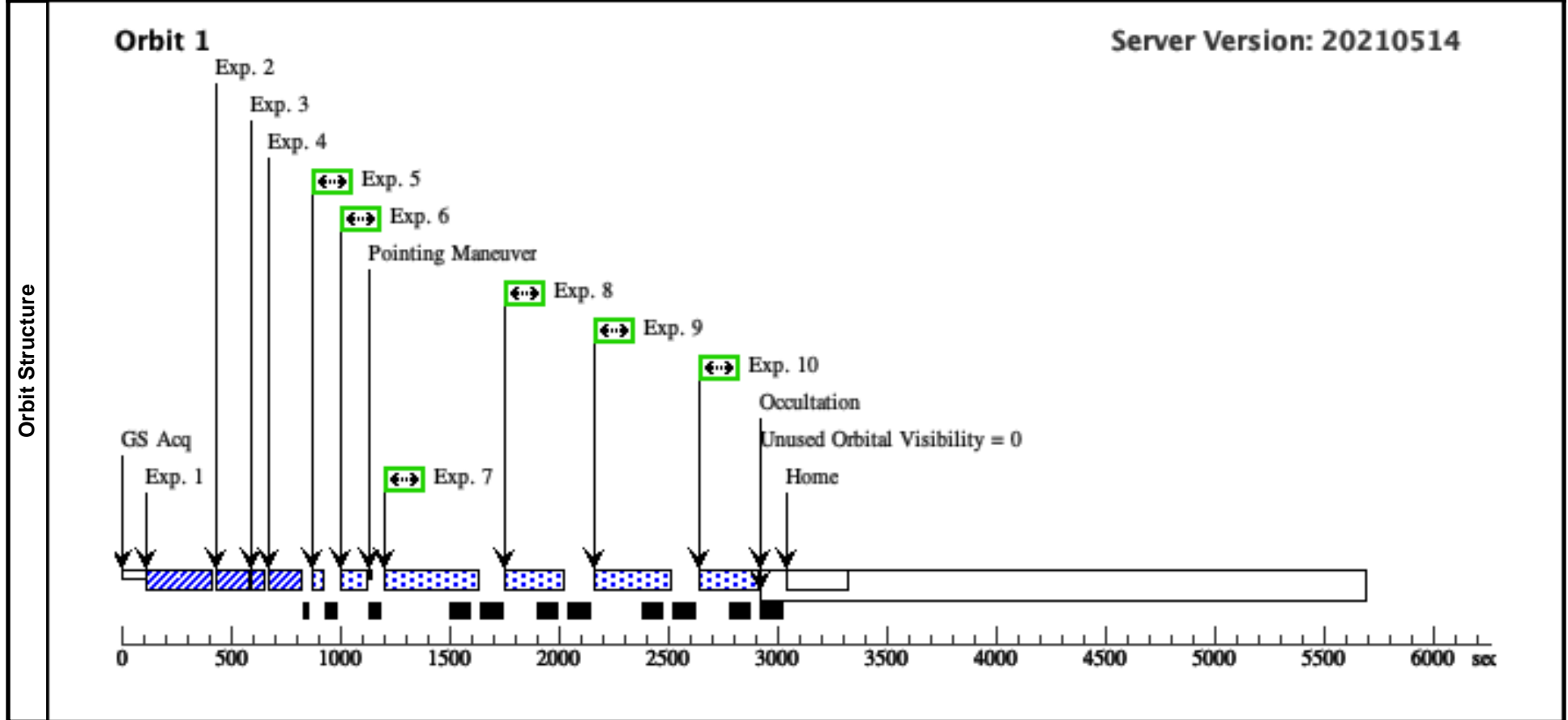
<b>Visit</b>	<p><b>Proposal 16110, V-RU-LUP-COS-2 (1D), failed</b></p> <p><b>Diagnostic Status: Warning</b></p> <p>Scientific Instruments: COS/FUV, COS/NUV</p> <p>Special Requirements: SCHED 100%; AFTER 1C BY 10.9 Orbits TO 17.1 Orbits</p> <p><i>Comments: vstatus; 1C; V-RU-LUP; P/COS approved for submission; P/WF 20/05/21 ; intrev: complete ; P/JRD 24/05/2021</i></p> <p><i>vcheck; Enter targ name &amp; Inst. &amp; Resp. Sci.; RU Lup ; COS ; WF</i></p> <p><i>vcheck; ETC numbers entered in APT?; yes</i></p> <p><i>vcheck; Any screening violations?; no</i></p> <p><i>vcheck; M-dwarf check complete and added to box folder?; N/A</i></p> <p><i>vcheck; S/N ETC calcs done &amp; documented?; yes</i></p> <p><i>vcheck; Field images checked &amp; saved?; yes</i></p> <p><i>vcheck; Selected ACQ strategy?; G230L/2950, repeated to guard against late GS acq</i></p> <p><i>vcheck; Possible ACQ or Sci spoilers?; No</i></p> <p><i>vcheck; Field BOT clear?; Yes. BOT complains about the target under the assumption it is an O5 star.</i></p> <p><i>vcheck; Visual BOT check for stars not in catalog?; nothing visible in DSS</i></p> <p><i>vcheck; Orbit packing finalized?; yes</i></p> <p><i>vcheck; Buffer times optimized?; yes</i></p> <p><i>vcheck; Verify visit grouping correct; yes</i></p> <p><i>vcheck; phase constraint for ground based observations added?; yes</i></p> <p><i>vcheck; BETWEENS for coordinated observations added?; yes (for XMM)</i></p> <p><i>vcheck; Is visit ready for int. review?; yes</i></p> <p><i>Allocated COS orbits = 12</i></p>																													
	<p><b>Diagnosics</b></p> <p>(V-RU-LUP-COS-2 (1D)) Warning (Form): For the best data quality, it is strongly recommended that all four FP-POS positions be used when observing at a given COS CENWAVE setting.</p>																													
<b>Fixed Targets</b>	<table border="1"> <thead> <tr> <th>#</th> <th>Name</th> <th>Target Coordinates</th> <th>Targ. Coord. Corrections</th> <th>Fluxes</th> <th>Miscellaneous</th> </tr> </thead> <tbody> <tr> <td>(1)</td> <td>V-RU-LUP</td> <td>RA: 15 56 42.2959 (239.1762329d)</td> <td>Proper Motion RA: -9.744327991037346E-4 sec of time/yr</td> <td>V=9.6</td> <td>Reference Frame: ICRS</td> </tr> <tr> <td></td> <td>Alt Name1: 2MASS-J15564230-3749154</td> <td>Dec: -37 49 15.83 (-37.82106d)</td> <td>Proper Motion Dec: -0.023233999991134624 arcsec/yr</td> <td>SpT=K7, U=9.27,</td> <td></td> </tr> <tr> <td></td> <td>Alt Name2: HD142560</td> <td>Equinox: J2000</td> <td>Epoch of Position: 2015.5</td> <td>B=10.07, V=9.60, G=10.7107, J=8.732, H=7.824, K=7.138</td> <td></td> </tr> </tbody> </table> <p><i>Comments: This object was generated by the targetselector and retrieved from the SIMBAD database. Note that while SIMBAD classifies this as K7/M0, only one of many authors assigns this as a M star. K7 is the most commonly adopted designation, and some early authors even classify this as a G star. Alcalá et al. (2014, A&amp;A, 561, A2) properly account for the accretion excess emission from 0.3-2.5 microns and assign a spectral type of K7; this can be considered authoritative.</i></p> <p>-----</p> <p><i>tstatus; V-RU-LUP ; P/COS approved for submission; S/ins not started; P/WF 20/05/21; S/xx DD/MM/YY</i></p> <p><i>tcheck; APT/SIMBAD target names: ; HD 142560, HBC 251, 2MASS J15564230-3749154, Sz 83</i></p> <p><i>tcheck; Target info verification status?; OK</i></p> <p><i>tcheck; Coordinates &amp; P.M. verified, epoch checked?; yes</i></p> <p><i>tcheck; Adopted SED compared to Observations?; yes ...</i></p> <p><i>use BVRI photometry from AAVSO averaged from 26 Apr 2021 to 19 May 2021 and mean U-B color from Herbst et al. (1994) ...</i></p> <p><i>results lie between 92% and 134% of model, consistent with normal variability</i></p> <p>Category=STAR</p> <p>Description=[PRE-MAIN SEQUENCE STAR, T TAURI STAR]</p> <p>Extended=NO</p>						#	Name	Target Coordinates	Targ. Coord. Corrections	Fluxes	Miscellaneous	(1)	V-RU-LUP	RA: 15 56 42.2959 (239.1762329d)	Proper Motion RA: -9.744327991037346E-4 sec of time/yr	V=9.6	Reference Frame: ICRS		Alt Name1: 2MASS-J15564230-3749154	Dec: -37 49 15.83 (-37.82106d)	Proper Motion Dec: -0.023233999991134624 arcsec/yr	SpT=K7, U=9.27,			Alt Name2: HD142560	Equinox: J2000	Epoch of Position: 2015.5	B=10.07, V=9.60, G=10.7107, J=8.732, H=7.824, K=7.138	
	#	Name	Target Coordinates	Targ. Coord. Corrections	Fluxes	Miscellaneous																								
(1)	V-RU-LUP	RA: 15 56 42.2959 (239.1762329d)	Proper Motion RA: -9.744327991037346E-4 sec of time/yr	V=9.6	Reference Frame: ICRS																									
	Alt Name1: 2MASS-J15564230-3749154	Dec: -37 49 15.83 (-37.82106d)	Proper Motion Dec: -0.023233999991134624 arcsec/yr	SpT=K7, U=9.27,																										
	Alt Name2: HD142560	Equinox: J2000	Epoch of Position: 2015.5	B=10.07, V=9.60, G=10.7107, J=8.732, H=7.824, K=7.138																										

Proposal 16110 - V-RU-LUP-COS-2 (1D) - ULLYSES Monitoring Observations of the T Tauri Star RU Lup: First Epoch

#	Label (ETC Run)	Target	Config,Mode,Aperture	Spectral Els.	Opt. Params.	Special Reqs.	Groups	Exp. Time (Total)/[Actual Dur.]	Orbit	
Exposures	1	G230L PEA KXD (1517209)	(1) V-RU-LUP	COS/NUV, ACQ/PEAKXD, PSA	G230L 2950 A	STRIPE=DEF		1 Secs (1 Secs) [==>]	[1]	
	<p>Comments: ETC 1517209 with model spectrum rulup_lya2_etc.txt gives 0.3 sec, round up to 1 sec For BOP check, ETC 1517210 with 4x model spectrum rulup_lya2_x4.00_etc.txt gives 47 cts/sec in brightest pixel and 22,010 cts/sec in brightest stripe. This exceeds the per-stripe count rate limit for irregularly variable sources, but the 4x case is designed to account for variability. It is below the per-stripe count rate limit of 30,000 cts/sec for nonvariable sources.</p>									
	2	G230L PEA KD (1517211)	(1) V-RU-LUP	COS/NUV, ACQ/PEAKD, PSA	G230L 2950 A	CENTER=FLUX-W T-FLR; NUM-POS=5; STEP-SIZE=0.9		1 Secs (1 Secs) [==>]	[1]	
	<p>Comments: ETC 1517211 with model spectrum rulup_lya2_etc.txt gives 0.2 sec, round up to 1 sec For BOP check, ETC 1517212 with 4x model spectrum rulup_lya2_x4.00_etc.txt gives 47 cts/sec in brightest pixel and 22,010 cts/sec in brightest stripe. This exceeds the per-stripe count rate limit for irregularly variable sources, but the 4x case is designed to account for variability. It is below the per-stripe count rate limit of 30,000 cts/sec for nonvariable sources.</p>									
	3	G230L PEA KXD (1517209)	(1) V-RU-LUP	COS/NUV, ACQ/PEAKXD, PSA	G230L 2950 A	STRIPE=DEF		1 Secs (1 Secs) [==>]	[1]	
	<p>Comments: ETC 1517209 with model spectrum rulup_lya2_etc.txt gives 0.3 sec, round up to 1 sec For BOP check, ETC 1517210 with 4x model spectrum rulup_lya2_x4.00_etc.txt gives 47 cts/sec in brightest pixel and 22,010 cts/sec in brightest stripe. This exceeds the per-stripe count rate limit for irregularly variable sources, but the 4x case is designed to account for variability. It is below the per-stripe count rate limit of 30,000 cts/sec for nonvariable sources.</p>									
	4	G230L PEA KD (1517211)	(1) V-RU-LUP	COS/NUV, ACQ/PEAKD, PSA	G230L 2950 A	CENTER=FLUX-W T-FLR; NUM-POS=5; STEP-SIZE=0.9		1 Secs (1 Secs) [==>]	[1]	
	<p>Comments: ETC 1517211 with model spectrum rulup_lya2_etc.txt gives 0.2 sec, round up to 1 sec For BOP check, ETC 1517212 with 4x model spectrum rulup_lya2_x4.00_etc.txt gives 47 cts/sec in brightest pixel and 22,010 cts/sec in brightest stripe. This exceeds the per-stripe count rate limit for irregularly variable sources, but the 4x case is designed to account for variability. It is below the per-stripe count rate limit of 30,000 cts/sec for nonvariable sources.</p>									
5	G230L 2950 (1517213)	(1) V-RU-LUP	COS/NUV, TIME-TAG, PSA	G230L 2950 A	BUFFER-TIME=80; FP-POS=4		30 Secs (30 Secs) [==>]	[1]		
<p>Comments: ETC 1517213 with model spectrum rulup_lya2_etc.txt gives 19 sec to reach S/N = 20 at 2820 A, in the continuum near Mg II 2800. Round up to 30 sec. For BOP check, ETC 1517214 with 4x model spectrum rulup_lya2_x4.00_etc.txt gives 47 cts/sec in brightest pixel and 22,010 cts/sec in brightest stripe. This exceeds the per-stripe count rate limit for irregularly variable sources, but the 4x case is designed to account for variability. It is below the per-stripe count rate limit of 30,000 cts/sec for nonvariable sources. BUFFER-TIME set to 80 sec following COS IHB recommendation when exposure time &lt; 80 sec and ETC buffer time &gt; 80 sec.</p>										
6	G230L 2635 (1517215)	(1) V-RU-LUP	COS/NUV, TIME-TAG, PSA	G230L 2635 A	BUFFER-TIME=80; FP-POS=1		30 Secs (30 Secs) [==>]	[1]		
<p>Comments: ETC 1517215 with model spectrum rulup_lya2_etc.txt gives 19 sec to reach S/N = 20 at 2820 A, in the continuum near Mg II 2800. Round up to 30 sec. For BOP check, ETC 1517216 with 4x model spectrum rulup_lya2_x4.00_etc.txt gives 47 cts/sec in brightest pixel and 24,480 cts/sec in brightest stripe. This exceeds the per-stripe count rate limit for irregularly variable sources, but the 4x case is designed to account for variability. It is below the per-stripe count rate limit of 30,000 cts/sec for nonvariable sources. BUFFER-TIME set to 80 sec following COS IHB recommendation when exposure time &lt; 80 sec and ETC buffer time &gt; 80 sec.</p>										
7	G160M 158 9-3 (1517218)	(1) V-RU-LUP	COS/FUV, TIME-TAG, PSA	G160M 1589 A	BUFFER-TIME=11 0; FP-POS=3		219 Secs (219 Secs) [==>]	[1]		
<p>Comments: ETC 1517218 with archival spectrum lbgj530b0_etc.txt, a cenwave 1623 spectrum of this star, gives 550 sec to reach S/N = 30 at 1548 A, the peak of C IV. This is 138 sec per G160M exposure; expand to 219 sec to fill the orbit and account for the possibility of a faint state. For BOP check, ETC 1517219 with 4x archival spectrum lbgj530b0_x4.00_etc.txt gives 0.18 cts/sec in brightest pixel and 1279 cts/sec in entire detector. BUFFER-TIME set to 110 sec to guard against a bright state and reduce overheads.</p>										
8	G160M 158 9-4 (1517218)	(1) V-RU-LUP	COS/FUV, TIME-TAG, PSA	G160M 1589 A	BUFFER-TIME=11 0; FP-POS=4		220 Secs (220 Secs) [==>]	[1]		
<p>Comments: ETC 1517218 with archival spectrum lbgj530b0_etc.txt, a cenwave 1623 spectrum of this star, gives 550 sec to reach S/N = 30 at 1548 A, the peak of C IV. This is 138 sec per G160M exposure; expand to 220 sec to fill the orbit and account for the possibility of a faint state. For BOP check, ETC 1517219 with 4x archival spectrum lbgj530b0_x4.00_etc.txt gives 0.18 cts/sec in brightest pixel and 1279 cts/sec in entire detector. BUFFER-TIME set to 110 sec to guard against a bright state and reduce overheads.</p>										

Proposal 16110 - V-RU-LUP-COS-2 (1D) - ULLYSES Monitoring Observations of the T Tauri Star RU Lup: First Epoch

9	G160M 162 3-1 (1517220)	(1) V-RU-LUP	COS/FUV, TIME-TAG, PSA	G160M 1623 A	BUFFER-TIME=11 0; FP-POS=1	220 Secs (220 Secs) [==>]	[1]
<p>Comments: ETC 1517220 with archival spectrum lbgj530b0_etc.txt, a cenwave 1623 spectrum of this star, gives 549 sec to reach S/N = 30 at 1548 A, the peak of C IV. This is 138 sec per G160M exposure; expand to 220 sec to fill the orbit and account for the possibility of a faint state.          For BOP check, ETC 1517221 with 4x archival spectrum lbgj530b0_x4.00_etc.txt gives 0.18 cts/sec in brightest pixel and 1458 cts/sec in entire detector.          BUFFER-TIME set to 110 sec to guard against a bright state and reduce overheads.</p>							
10	G160M 162 3-2 (1517220)	(1) V-RU-LUP	COS/FUV, TIME-TAG, PSA	G160M 1623 A	BUFFER-TIME=11 0; FP-POS=2	220 Secs (220 Secs) [==>]	[1]
<p>Comments: ETC 1517220 with archival spectrum lbgj530b0_etc.txt, a cenwave 1623 spectrum of this star, gives 549 sec to reach S/N = 30 at 1548 A, the peak of C IV. This is 138 sec per G160M exposure; expand to 220 sec to fill the orbit and account for the possibility of a faint state.          For BOP check, ETC 1517221 with 4x archival spectrum lbgj530b0_x4.00_etc.txt gives 0.18 cts/sec in brightest pixel and 1458 cts/sec in entire detector.          BUFFER-TIME set to 110 sec to guard against a bright state and reduce overheads.</p>							



Proposal 16110 - V-RU-LUP-COS-3 (1E) - ULLYSES Monitoring Observations of the T Tauri Star RU Lup: First Epoch

Mon Aug 16 21:00:57 GMT 2021

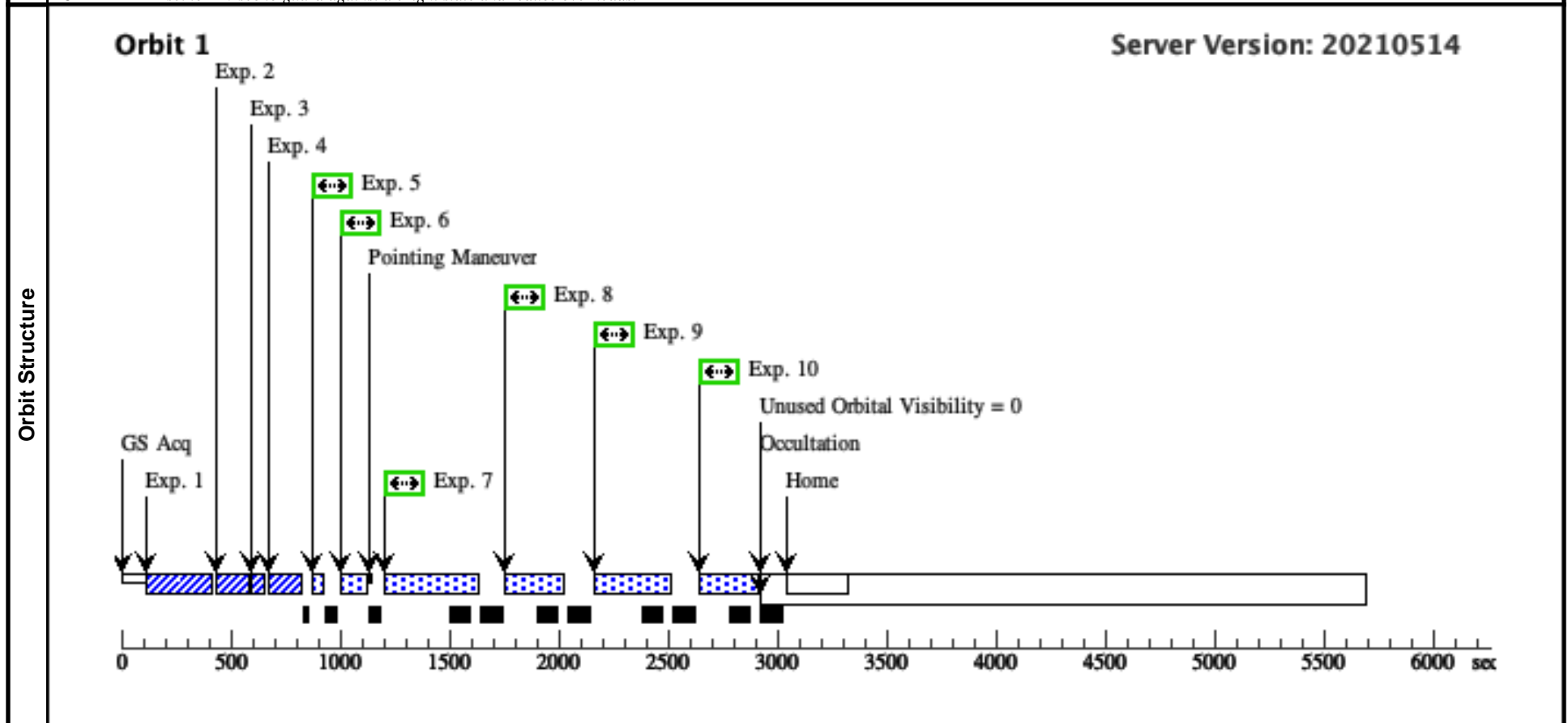
<b>Visit</b>	<p><b>Proposal 16110, V-RU-LUP-COS-3 (1E), completed</b></p> <p><b>Diagnostic Status: Warning</b></p> <p>Scientific Instruments: COS/FUV, COS/NUV</p> <p>Special Requirements: SCHED 100%; AFTER 1C BY 25.0 Orbits TO 31.2 Orbits</p> <p><i>Comments: vstatus; 1C; V-RU-LUP; P/COS approved for submission; P/WF 20/05/21 ;intrev: complete ; P/JRD 24/05/2021</i></p> <p><i>vcheck; Enter targ name &amp; Inst. &amp; Resp. Sci.; RU Lup ; COS ; WF</i></p> <p><i>vcheck; ETC numbers entered in APT?; yes</i></p> <p><i>vcheck; Any screening violations?; no</i></p> <p><i>vcheck; M-dwarf check complete and added to box folder?; N/A</i></p> <p><i>vcheck; S/N ETC calcs done &amp; documented?; yes</i></p> <p><i>vcheck; Field images checked &amp; saved?; yes</i></p> <p><i>vcheck; Selected ACQ strategy?; G230L/2950, repeated to guard against late GS acq</i></p> <p><i>vcheck; Possible ACQ or Sci spoilers?; No</i></p> <p><i>vcheck; Field BOT clear?; Yes. BOT complains about the target under the assumption it is an O5 star.</i></p> <p><i>vcheck; Visual BOT check for stars not in catalog?; nothing visible in DSS</i></p> <p><i>vcheck; Orbit packing finalized?; yes</i></p> <p><i>vcheck; Buffer times optimized?; yes</i></p> <p><i>vcheck; Verify visit grouping correct; yes</i></p> <p><i>vcheck; phase constraint for ground based observations added?; yes</i></p> <p><i>vcheck; BETWEENS for coordinated observations added?; yes (for XMM)</i></p> <p><i>vcheck; Is visit ready for int. review?; yes</i></p> <p><i>Allocated COS orbits = 12</i></p>																													
	<p><b>Diagnosics</b></p> <p>(V-RU-LUP-COS-3 (1E)) Warning (Form): For the best data quality, it is strongly recommended that all four FP-POS positions be used when observing at a given COS CENWAVE setting.</p>																													
<b>Fixed Targets</b>	<table border="1"> <thead> <tr> <th>#</th> <th>Name</th> <th>Target Coordinates</th> <th>Targ. Coord. Corrections</th> <th>Fluxes</th> <th>Miscellaneous</th> </tr> </thead> <tbody> <tr> <td>(1)</td> <td>V-RU-LUP</td> <td>RA: 15 56 42.2959 (239.1762329d)</td> <td>Proper Motion RA: -9.744327991037346E-4 sec of time/yr</td> <td>V=9.6</td> <td>Reference Frame: ICRS</td> </tr> <tr> <td></td> <td>Alt Name1: 2MASS-J15564230-3749154</td> <td>Dec: -37 49 15.83 (-37.82106d)</td> <td>Proper Motion Dec: -0.023233999991134624 arcsec/yr</td> <td>SpT=K7, U=9.27,</td> <td></td> </tr> <tr> <td></td> <td>Alt Name2: HD142560</td> <td>Equinox: J2000</td> <td>Epoch of Position: 2015.5</td> <td>B=10.07, V=9.60, G=10.7107, J=8.732, H=7.824, K=7.138</td> <td></td> </tr> </tbody> </table> <p><i>Comments: This object was generated by the targetselector and retrieved from the SIMBAD database. Note that while SIMBAD classifies this as K7/M0, only one of many authors assigns this as a M star. K7 is the most commonly adopted designation, and some early authors even classify this as a G star. Alcalá et al. (2014, A&amp;A, 561, A2) properly account for the accretion excess emission from 0.3-2.5 microns and assign a spectral type of K7; this can be considered authoritative.</i></p> <p>-----</p> <p><i>tstatus; V-RU-LUP ; P/COS approved for submission; S/ins not started; P/WF 20/05/21; S/xx DD/MM/YY</i></p> <p><i>tcheck; APT/SIMBAD target names: ; HD 142560, HBC 251, 2MASS J15564230-3749154, Sz 83</i></p> <p><i>tcheck; Target info verification status?; OK</i></p> <p><i>tcheck; Coordinates &amp; P.M. verified, epoch checked?; yes</i></p> <p><i>tcheck; Adopted SED compared to Observations?; yes ...</i></p> <p><i>use BVRI photometry from AAVSO averaged from 26 Apr 2021 to 19 May 2021 and mean U-B color from Herbst et al. (1994) ...</i></p> <p><i>results lie between 92% and 134% of model, consistent with normal variability</i></p> <p>Category=STAR</p> <p>Description=[PRE-MAIN SEQUENCE STAR, T TAURI STAR]</p> <p>Extended=NO</p>						#	Name	Target Coordinates	Targ. Coord. Corrections	Fluxes	Miscellaneous	(1)	V-RU-LUP	RA: 15 56 42.2959 (239.1762329d)	Proper Motion RA: -9.744327991037346E-4 sec of time/yr	V=9.6	Reference Frame: ICRS		Alt Name1: 2MASS-J15564230-3749154	Dec: -37 49 15.83 (-37.82106d)	Proper Motion Dec: -0.023233999991134624 arcsec/yr	SpT=K7, U=9.27,			Alt Name2: HD142560	Equinox: J2000	Epoch of Position: 2015.5	B=10.07, V=9.60, G=10.7107, J=8.732, H=7.824, K=7.138	
	#	Name	Target Coordinates	Targ. Coord. Corrections	Fluxes	Miscellaneous																								
(1)	V-RU-LUP	RA: 15 56 42.2959 (239.1762329d)	Proper Motion RA: -9.744327991037346E-4 sec of time/yr	V=9.6	Reference Frame: ICRS																									
	Alt Name1: 2MASS-J15564230-3749154	Dec: -37 49 15.83 (-37.82106d)	Proper Motion Dec: -0.023233999991134624 arcsec/yr	SpT=K7, U=9.27,																										
	Alt Name2: HD142560	Equinox: J2000	Epoch of Position: 2015.5	B=10.07, V=9.60, G=10.7107, J=8.732, H=7.824, K=7.138																										

Proposal 16110 - V-RU-LUP-COS-3 (1E) - ULLYSES Monitoring Observations of the T Tauri Star RU Lup: First Epoch

#	Label (ETC Run)	Target	Config,Mode,Aperture	Spectral Els.	Opt. Params.	Special Reqs.	Groups	Exp. Time (Total)/[Actual Dur.]	Orbit
Exposures	1	G230L PEA KXD (1517209)	(1) V-RU-LUP COS/NUV, ACQ/PEAKXD, PSA	G230L 2950 A	STRIPE=DEF			1 Secs (1 Secs) [==>]	[1]
	<p>Comments: ETC 1517209 with model spectrum rulup_lya2_etc.txt gives 0.3 sec, round up to 1 sec For BOP check, ETC 1517210 with 4x model spectrum rulup_lya2_x4.00_etc.txt gives 47 cts/sec in brightest pixel and 22,010 cts/sec in brightest stripe. This exceeds the per-stripe count rate limit for irregularly variable sources, but the 4x case is designed to account for variability. It is below the per-stripe count rate limit of 30,000 cts/sec for nonvariable sources.</p>								
	2	G230L PEA KD (1517211)	(1) V-RU-LUP COS/NUV, ACQ/PEAKD, PSA	G230L 2950 A	CENTER=FLUX-W T-FLR; NUM-POS=5; STEP-SIZE=0.9			1 Secs (1 Secs) [==>]	[1]
	<p>Comments: ETC 1517211 with model spectrum rulup_lya2_etc.txt gives 0.2 sec, round up to 1 sec For BOP check, ETC 1517212 with 4x model spectrum rulup_lya2_x4.00_etc.txt gives 47 cts/sec in brightest pixel and 22,010 cts/sec in brightest stripe. This exceeds the per-stripe count rate limit for irregularly variable sources, but the 4x case is designed to account for variability. It is below the per-stripe count rate limit of 30,000 cts/sec for nonvariable sources.</p>								
	3	G230L PEA KXD (1517209)	(1) V-RU-LUP COS/NUV, ACQ/PEAKXD, PSA	G230L 2950 A	STRIPE=DEF			1 Secs (1 Secs) [==>]	[1]
	<p>Comments: ETC 1517209 with model spectrum rulup_lya2_etc.txt gives 0.3 sec, round up to 1 sec For BOP check, ETC 1517210 with 4x model spectrum rulup_lya2_x4.00_etc.txt gives 47 cts/sec in brightest pixel and 22,010 cts/sec in brightest stripe. This exceeds the per-stripe count rate limit for irregularly variable sources, but the 4x case is designed to account for variability. It is below the per-stripe count rate limit of 30,000 cts/sec for nonvariable sources.</p>								
	4	G230L PEA KD (1517211)	(1) V-RU-LUP COS/NUV, ACQ/PEAKD, PSA	G230L 2950 A	CENTER=FLUX-W T-FLR; NUM-POS=5; STEP-SIZE=0.9			1 Secs (1 Secs) [==>]	[1]
	<p>Comments: ETC 1517211 with model spectrum rulup_lya2_etc.txt gives 0.2 sec, round up to 1 sec For BOP check, ETC 1517212 with 4x model spectrum rulup_lya2_x4.00_etc.txt gives 47 cts/sec in brightest pixel and 22,010 cts/sec in brightest stripe. This exceeds the per-stripe count rate limit for irregularly variable sources, but the 4x case is designed to account for variability. It is below the per-stripe count rate limit of 30,000 cts/sec for nonvariable sources.</p>								
5	G230L 2950 (1517213)	(1) V-RU-LUP COS/NUV, TIME-TAG, PSA	G230L 2950 A	BUFFER-TIME=80; FP-POS=4			30 Secs (30 Secs) [==>]	[1]	
<p>Comments: ETC 1517213 with model spectrum rulup_lya2_etc.txt gives 19 sec to reach S/N = 20 at 2820 A, in the continuum near Mg II 2800. Round up to 30 sec. For BOP check, ETC 1517214 with 4x model spectrum rulup_lya2_x4.00_etc.txt gives 47 cts/sec in brightest pixel and 22,010 cts/sec in brightest stripe. This exceeds the per-stripe count rate limit for irregularly variable sources, but the 4x case is designed to account for variability. It is below the per-stripe count rate limit of 30,000 cts/sec for nonvariable sources. BUFFER-TIME set to 80 sec following COS IHB recommendation when exposure time &lt; 80 sec and ETC buffer time &gt; 80 sec.</p>									
6	G230L 2635 (1517215)	(1) V-RU-LUP COS/NUV, TIME-TAG, PSA	G230L 2635 A	BUFFER-TIME=80; FP-POS=1			30 Secs (30 Secs) [==>]	[1]	
<p>Comments: ETC 1517215 with model spectrum rulup_lya2_etc.txt gives 19 sec to reach S/N = 20 at 2820 A, in the continuum near Mg II 2800. Round up to 30 sec. For BOP check, ETC 1517216 with 4x model spectrum rulup_lya2_x4.00_etc.txt gives 47 cts/sec in brightest pixel and 24,480 cts/sec in brightest stripe. This exceeds the per-stripe count rate limit for irregularly variable sources, but the 4x case is designed to account for variability. It is below the per-stripe count rate limit of 30,000 cts/sec for nonvariable sources. BUFFER-TIME set to 80 sec following COS IHB recommendation when exposure time &lt; 80 sec and ETC buffer time &gt; 80 sec.</p>									
7	G160M 158 9-3 (1517218)	(1) V-RU-LUP COS/FUV, TIME-TAG, PSA	G160M 1589 A	BUFFER-TIME=11 0; FP-POS=3			219 Secs (219 Secs) [==>]	[1]	
<p>Comments: ETC 1517218 with archival spectrum lbgj530b0_etc.txt, a cenwave 1623 spectrum of this star, gives 550 sec to reach S/N = 30 at 1548 A, the peak of C IV. This is 138 sec per G160M exposure; expand to 219 sec to fill the orbit and account for the possibility of a faint state. For BOP check, ETC 1517219 with 4x archival spectrum lbgj530b0_x4.00_etc.txt gives 0.18 cts/sec in brightest pixel and 1279 cts/sec in entire detector. BUFFER-TIME set to 110 sec to guard against a bright state and reduce overheads.</p>									
8	G160M 158 9-4 (1517218)	(1) V-RU-LUP COS/FUV, TIME-TAG, PSA	G160M 1589 A	BUFFER-TIME=11 0; FP-POS=4			220 Secs (220 Secs) [==>]	[1]	
<p>Comments: ETC 1517218 with archival spectrum lbgj530b0_etc.txt, a cenwave 1623 spectrum of this star, gives 550 sec to reach S/N = 30 at 1548 A, the peak of C IV. This is 138 sec per G160M exposure; expand to 220 sec to fill the orbit and account for the possibility of a faint state. For BOP check, ETC 1517219 with 4x archival spectrum lbgj530b0_x4.00_etc.txt gives 0.18 cts/sec in brightest pixel and 1279 cts/sec in entire detector. BUFFER-TIME set to 110 sec to guard against a bright state and reduce overheads.</p>									

Proposal 16110 - V-RU-LUP-COS-3 (1E) - ULLYSES Monitoring Observations of the T Tauri Star RU Lup: First Epoch

9	G160M 162 3-1 (1517220)	(1) V-RU-LUP	COS/FUV, TIME-TAG, PSA	G160M 1623 A	BUFFER-TIME=11 0; FP-POS=1	220 Secs (220 Secs) [==>]	[1]
<p>Comments: ETC 1517220 with archival spectrum lbgj530b0_etc.txt, a cenwave 1623 spectrum of this star, gives 549 sec to reach S/N = 30 at 1548 A, the peak of C IV. This is 138 sec per G160M exposure; expand to 220 sec to fill the orbit and account for the possibility of a faint state.                  For BOP check, ETC 1517221 with 4x archival spectrum lbgj530b0_x4.00_etc.txt gives 0.18 cts/sec in brightest pixel and 1458 cts/sec in entire detector.                  BUFFER-TIME set to 110 sec to guard against a bright state and reduce overheads.</p>							
10	G160M 162 3-2 (1517220)	(1) V-RU-LUP	COS/FUV, TIME-TAG, PSA	G160M 1623 A	BUFFER-TIME=11 0; FP-POS=2	220 Secs (220 Secs) [==>]	[1]
<p>Comments: ETC 1517220 with archival spectrum lbgj530b0_etc.txt, a cenwave 1623 spectrum of this star, gives 549 sec to reach S/N = 30 at 1548 A, the peak of C IV. This is 138 sec per G160M exposure; expand to 220 sec to fill the orbit and account for the possibility of a faint state.                  For BOP check, ETC 1517221 with 4x archival spectrum lbgj530b0_x4.00_etc.txt gives 0.18 cts/sec in brightest pixel and 1458 cts/sec in entire detector.                  BUFFER-TIME set to 110 sec to guard against a bright state and reduce overheads.</p>							



Proposal 16110 - V-RU-LUP-COS-4 (1F) - ULLYSES Monitoring Observations of the T Tauri Star RU Lup: First Epoch

Mon Aug 16 21:00:57 GMT 2021

<b>Visit</b>	<p><b>Proposal 16110, V-RU-LUP-COS-4 (1F), completed</b></p> <p><b>Diagnostic Status: Warning</b></p> <p>Scientific Instruments: COS/FUV, COS/NUV</p> <p>Special Requirements: SCHED 100%; AFTER 1C BY 39.0 Orbits TO 45.2 Orbits</p> <p><i>Comments: vstatus; 1C; V-RU-LUP; P/COS approved for submission; P/WF 20/05/21 ; intrev: complete ; P/JRD 24/05/2021</i></p> <p><i>vcheck; Enter targ name &amp; Inst. &amp; Resp. Sci.; RU Lup ; COS ; WF</i></p> <p><i>vcheck; ETC numbers entered in APT?; yes</i></p> <p><i>vcheck; Any screening violations?; no</i></p> <p><i>vcheck; M-dwarf check complete and added to box folder?; N/A</i></p> <p><i>vcheck; S/N ETC calcs done &amp; documented?; yes</i></p> <p><i>vcheck; Field images checked &amp; saved?; yes</i></p> <p><i>vcheck; Selected ACQ strategy?; G230L/2950, repeated to guard against late GS acq</i></p> <p><i>vcheck; Possible ACQ or Sci spoilers?; No</i></p> <p><i>vcheck; Field BOT clear?; Yes. BOT complains about the target under the assumption it is an O5 star.</i></p> <p><i>vcheck; Visual BOT check for stars not in catalog?; nothing visible in DSS</i></p> <p><i>vcheck; Orbit packing finalized?; yes</i></p> <p><i>vcheck; Buffer times optimized?; yes</i></p> <p><i>vcheck; Verify visit grouping correct; yes</i></p> <p><i>vcheck; phase constraint for ground based observations added?; yes</i></p> <p><i>vcheck; BETWEENS for coordinated observations added?; yes (for XMM)</i></p> <p><i>vcheck; Is visit ready for int. review?; yes</i></p> <p><i>Allocated COS orbits = 12</i></p>																													
	<p><b>Diagnosics</b></p> <p>(V-RU-LUP-COS-4 (1F)) Warning (Form): For the best data quality, it is strongly recommended that all four FP-POS positions be used when observing at a given COS CENWAVE setting.</p>																													
<b>Fixed Targets</b>	<table border="1"> <thead> <tr> <th>#</th> <th>Name</th> <th>Target Coordinates</th> <th>Targ. Coord. Corrections</th> <th>Fluxes</th> <th>Miscellaneous</th> </tr> </thead> <tbody> <tr> <td>(1)</td> <td>V-RU-LUP</td> <td>RA: 15 56 42.2959 (239.1762329d)</td> <td>Proper Motion RA: -9.744327991037346E-4 sec of time/yr</td> <td>V=9.6</td> <td>Reference Frame: ICRS</td> </tr> <tr> <td></td> <td>Alt Name1: 2MASS-J15564230-3749154</td> <td>Dec: -37 49 15.83 (-37.82106d)</td> <td>Proper Motion Dec: -0.023233999991134624 arcsec/yr</td> <td>SpT=K7, U=9.27,</td> <td></td> </tr> <tr> <td></td> <td>Alt Name2: HD142560</td> <td>Equinox: J2000</td> <td>Epoch of Position: 2015.5</td> <td>B=10.07, V=9.60, G=10.7107, J=8.732, H=7.824, K=7.138</td> <td></td> </tr> </tbody> </table>						#	Name	Target Coordinates	Targ. Coord. Corrections	Fluxes	Miscellaneous	(1)	V-RU-LUP	RA: 15 56 42.2959 (239.1762329d)	Proper Motion RA: -9.744327991037346E-4 sec of time/yr	V=9.6	Reference Frame: ICRS		Alt Name1: 2MASS-J15564230-3749154	Dec: -37 49 15.83 (-37.82106d)	Proper Motion Dec: -0.023233999991134624 arcsec/yr	SpT=K7, U=9.27,			Alt Name2: HD142560	Equinox: J2000	Epoch of Position: 2015.5	B=10.07, V=9.60, G=10.7107, J=8.732, H=7.824, K=7.138	
	#	Name	Target Coordinates	Targ. Coord. Corrections	Fluxes	Miscellaneous																								
(1)	V-RU-LUP	RA: 15 56 42.2959 (239.1762329d)	Proper Motion RA: -9.744327991037346E-4 sec of time/yr	V=9.6	Reference Frame: ICRS																									
	Alt Name1: 2MASS-J15564230-3749154	Dec: -37 49 15.83 (-37.82106d)	Proper Motion Dec: -0.023233999991134624 arcsec/yr	SpT=K7, U=9.27,																										
	Alt Name2: HD142560	Equinox: J2000	Epoch of Position: 2015.5	B=10.07, V=9.60, G=10.7107, J=8.732, H=7.824, K=7.138																										
<p><i>Comments: This object was generated by the targetselector and retrieved from the SIMBAD database. Note that while SIMBAD classifies this as K7/M0, only one of many authors assigns this as a M star. K7 is the most commonly adopted designation, and some early authors even classify this as a G star. Alcalá et al. (2014, A&amp;A, 561, A2) properly account for the accretion excess emission from 0.3-2.5 microns and assign a spectral type of K7; this can be considered authoritative.</i></p> <p>-----</p> <p><i>tstatus; V-RU-LUP ; P/COS approved for submission; S/ins not started; P/WF 20/05/21; S/xx DD/MM/YY</i></p> <p><i>tcheck; APT/SIMBAD target names: ; HD 142560, HBC 251, 2MASS J15564230-3749154, Sz 83</i></p> <p><i>tcheck; Target info verification status?; OK</i></p> <p><i>tcheck; Coordinates &amp; P.M. verified, epoch checked?; yes</i></p> <p><i>tcheck; Adopted SED compared to Observations?; yes ...</i></p> <p><i>use BVRI photometry from AAVSO averaged from 26 Apr 2021 to 19 May 2021 and mean U-B color from Herbst et al. (1994) ...</i></p> <p><i>results lie between 92% and 134% of model, consistent with normal variability</i></p> <p>Category=STAR</p> <p>Description=[PRE-MAIN SEQUENCE STAR, T TAURI STAR]</p> <p>Extended=NO</p>																														

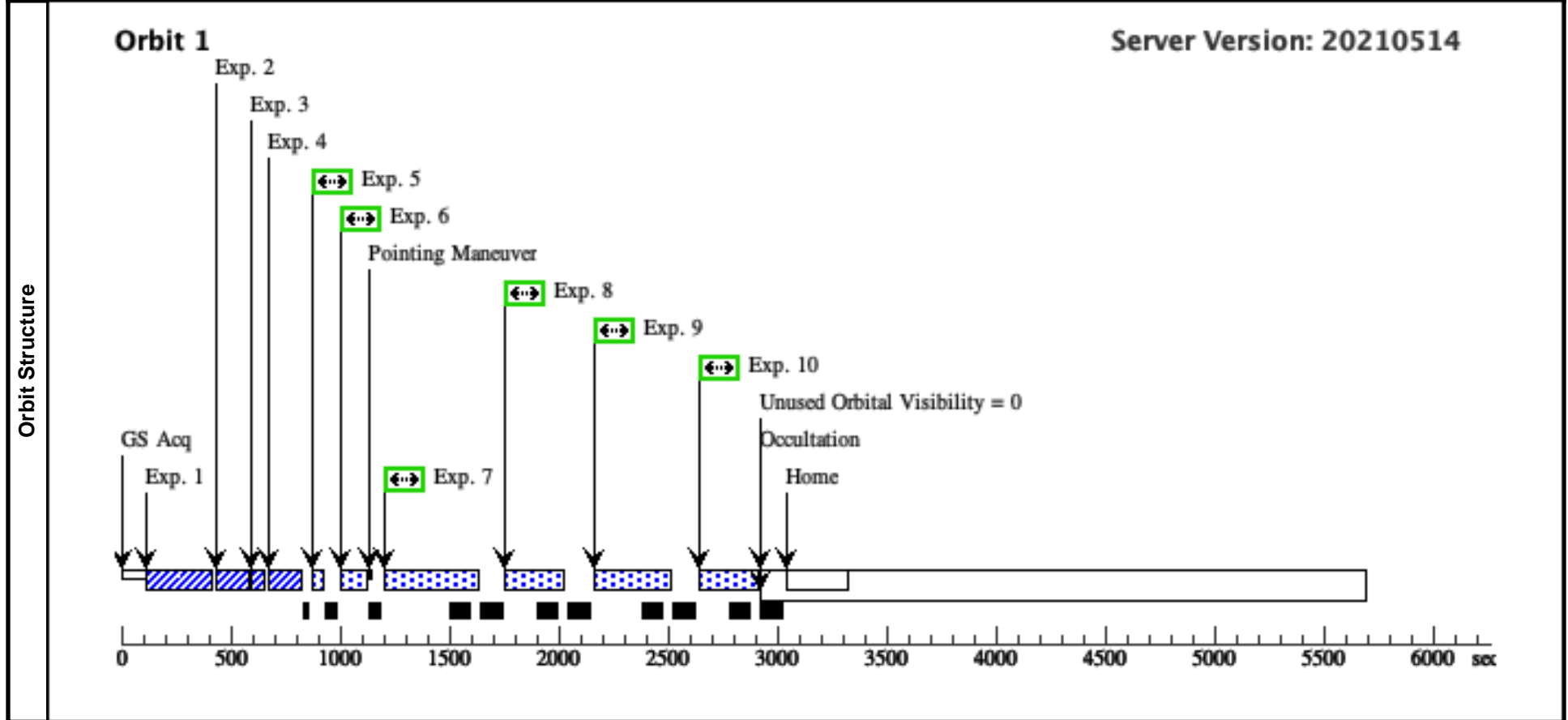
Proposal 16110 - V-RU-LUP-COS-4 (1F) - ULLYSES Monitoring Observations of the T Tauri Star RU Lup: First Epoch

#	Label (ETC Run)	Target	Config,Mode,Aperture	Spectral Els.	Opt. Params.	Special Reqs.	Groups	Exp. Time (Total)/[Actual Dur.]	Orbit
Exposures	1	G230L PEA KXD (1517209)	(1) V-RU-LUP COS/NUV, ACQ/PEAKXD, PSA	G230L 2950 A	STRIPE=DEF			1 Secs (1 Secs) [==>]	[1]
	<p><i>Comments: ETC 1517209 with model spectrum rulup_lya2_etc.txt gives 0.3 sec, round up to 1 sec For BOP check, ETC 1517210 with 4x model spectrum rulup_lya2_x4.00_etc.txt gives 47 cts/sec in brightest pixel and 22,010 cts/sec in brightest stripe. This exceeds the per-stripe count rate limit for irregularly variable sources, but the 4x case is designed to account for variability. It is below the per-stripe count rate limit of 30,000 cts/sec for nonvariable sources.</i></p>								
	2	G230L PEA KD (1517211)	(1) V-RU-LUP COS/NUV, ACQ/PEAKD, PSA	G230L 2950 A	CENTER=FLUX-W T-FLR; NUM-POS=5; STEP-SIZE=0.9			1 Secs (1 Secs) [==>]	[1]
	<p><i>Comments: ETC 1517211 with model spectrum rulup_lya2_etc.txt gives 0.2 sec, round up to 1 sec For BOP check, ETC 1517212 with 4x model spectrum rulup_lya2_x4.00_etc.txt gives 47 cts/sec in brightest pixel and 22,010 cts/sec in brightest stripe. This exceeds the per-stripe count rate limit for irregularly variable sources, but the 4x case is designed to account for variability. It is below the per-stripe count rate limit of 30,000 cts/sec for nonvariable sources.</i></p>								
	3	G230L PEA KXD (1517209)	(1) V-RU-LUP COS/NUV, ACQ/PEAKXD, PSA	G230L 2950 A	STRIPE=DEF			1 Secs (1 Secs) [==>]	[1]
	<p><i>Comments: ETC 1517209 with model spectrum rulup_lya2_etc.txt gives 0.3 sec, round up to 1 sec For BOP check, ETC 1517210 with 4x model spectrum rulup_lya2_x4.00_etc.txt gives 47 cts/sec in brightest pixel and 22,010 cts/sec in brightest stripe. This exceeds the per-stripe count rate limit for irregularly variable sources, but the 4x case is designed to account for variability. It is below the per-stripe count rate limit of 30,000 cts/sec for nonvariable sources.</i></p>								
	4	G230L PEA KD (1517211)	(1) V-RU-LUP COS/NUV, ACQ/PEAKD, PSA	G230L 2950 A	CENTER=FLUX-W T-FLR; NUM-POS=5; STEP-SIZE=0.9			1 Secs (1 Secs) [==>]	[1]
	<p><i>Comments: ETC 1517211 with model spectrum rulup_lya2_etc.txt gives 0.2 sec, round up to 1 sec For BOP check, ETC 1517212 with 4x model spectrum rulup_lya2_x4.00_etc.txt gives 47 cts/sec in brightest pixel and 22,010 cts/sec in brightest stripe. This exceeds the per-stripe count rate limit for irregularly variable sources, but the 4x case is designed to account for variability. It is below the per-stripe count rate limit of 30,000 cts/sec for nonvariable sources.</i></p>								
5	G230L 2950 (1517213)	(1) V-RU-LUP COS/NUV, TIME-TAG, PSA	G230L 2950 A	BUFFER-TIME=80; FP-POS=4			30 Secs (30 Secs) [==>]	[1]	
<p><i>Comments: ETC 1517213 with model spectrum rulup_lya2_etc.txt gives 19 sec to reach S/N = 20 at 2820 A, in the continuum near Mg II 2800. Round up to 30 sec. For BOP check, ETC 1517214 with 4x model spectrum rulup_lya2_x4.00_etc.txt gives 47 cts/sec in brightest pixel and 22,010 cts/sec in brightest stripe. This exceeds the per-stripe count rate limit for irregularly variable sources, but the 4x case is designed to account for variability. It is below the per-stripe count rate limit of 30,000 cts/sec for nonvariable sources. BUFFER-TIME set to 80 sec following COS IHB recommendation when exposure time &lt; 80 sec and ETC buffer time &gt; 80 sec.</i></p>									
6	G230L 2635 (1517215)	(1) V-RU-LUP COS/NUV, TIME-TAG, PSA	G230L 2635 A	BUFFER-TIME=80; FP-POS=1			30 Secs (30 Secs) [==>]	[1]	
<p><i>Comments: ETC 1517215 with model spectrum rulup_lya2_etc.txt gives 19 sec to reach S/N = 20 at 2820 A, in the continuum near Mg II 2800. Round up to 30 sec. For BOP check, ETC 1517216 with 4x model spectrum rulup_lya2_x4.00_etc.txt gives 47 cts/sec in brightest pixel and 24,480 cts/sec in brightest stripe. This exceeds the per-stripe count rate limit for irregularly variable sources, but the 4x case is designed to account for variability. It is below the per-stripe count rate limit of 30,000 cts/sec for nonvariable sources. BUFFER-TIME set to 80 sec following COS IHB recommendation when exposure time &lt; 80 sec and ETC buffer time &gt; 80 sec.</i></p>									
7	G160M 158 9-3 (1517218)	(1) V-RU-LUP COS/FUV, TIME-TAG, PSA	G160M 1589 A	BUFFER-TIME=11 0; FP-POS=3			219 Secs (219 Secs) [==>]	[1]	
<p><i>Comments: ETC 1517218 with archival spectrum lbgj530b0_etc.txt, a cenwave 1623 spectrum of this star, gives 550 sec to reach S/N = 30 at 1548 A, the peak of C IV. This is 138 sec per G160M exposure; expand to 219 sec to fill the orbit and account for the possibility of a faint state. For BOP check, ETC 1517219 with 4x archival spectrum lbgj530b0_x4.00_etc.txt gives 0.18 cts/sec in brightest pixel and 1279 cts/sec in entire detector. BUFFER-TIME set to 110 sec to guard against a bright state and reduce overheads.</i></p>									
8	G160M 158 9-4 (1517218)	(1) V-RU-LUP COS/FUV, TIME-TAG, PSA	G160M 1589 A	BUFFER-TIME=11 0; FP-POS=4			220 Secs (220 Secs) [==>]	[1]	
<p><i>Comments: ETC 1517218 with archival spectrum lbgj530b0_etc.txt, a cenwave 1623 spectrum of this star, gives 550 sec to reach S/N = 30 at 1548 A, the peak of C IV. This is 138 sec per G160M exposure; expand to 220 sec to fill the orbit and account for the possibility of a faint state. For BOP check, ETC 1517219 with 4x archival spectrum lbgj530b0_x4.00_etc.txt gives 0.18 cts/sec in brightest pixel and 1279 cts/sec in entire detector. BUFFER-TIME set to 110 sec to guard against a bright state and reduce overheads.</i></p>									



Proposal 16110 - V-RU-LUP-COS-4 (1F) - ULLYSES Monitoring Observations of the T Tauri Star RU Lup: First Epoch

9	G160M 162 3-1 (1517220)	(1) V-RU-LUP	COS/FUV, TIME-TAG, PSA	G160M 1623 A	BUFFER-TIME=11 0; FP-POS=1	220 Secs (220 Secs) [==>]	[1]
<p>Comments: ETC 1517220 with archival spectrum lbgj530b0_etc.txt, a cenwave 1623 spectrum of this star, gives 549 sec to reach S/N = 30 at 1548 A, the peak of C IV. This is 138 sec per G160M exposure; expand to 220 sec to fill the orbit and account for the possibility of a faint state.                  For BOP check, ETC 1517221 with 4x archival spectrum lbgj530b0_x4.00_etc.txt gives 0.18 cts/sec in brightest pixel and 1458 cts/sec in entire detector.                  BUFFER-TIME set to 110 sec to guard against a bright state and reduce overheads.</p>							
10	G160M 162 3-2 (1517220)	(1) V-RU-LUP	COS/FUV, TIME-TAG, PSA	G160M 1623 A	BUFFER-TIME=11 0; FP-POS=2	220 Secs (220 Secs) [==>]	[1]
<p>Comments: ETC 1517220 with archival spectrum lbgj530b0_etc.txt, a cenwave 1623 spectrum of this star, gives 549 sec to reach S/N = 30 at 1548 A, the peak of C IV. This is 138 sec per G160M exposure; expand to 220 sec to fill the orbit and account for the possibility of a faint state.                  For BOP check, ETC 1517221 with 4x archival spectrum lbgj530b0_x4.00_etc.txt gives 0.18 cts/sec in brightest pixel and 1458 cts/sec in entire detector.                  BUFFER-TIME set to 110 sec to guard against a bright state and reduce overheads.</p>							



Proposal 16110 - V-RU-LUP-COS-5 (1G) - ULLYSES Monitoring Observations of the T Tauri Star RU Lup: First Epoch

Mon Aug 16 21:00:57 GMT 2021

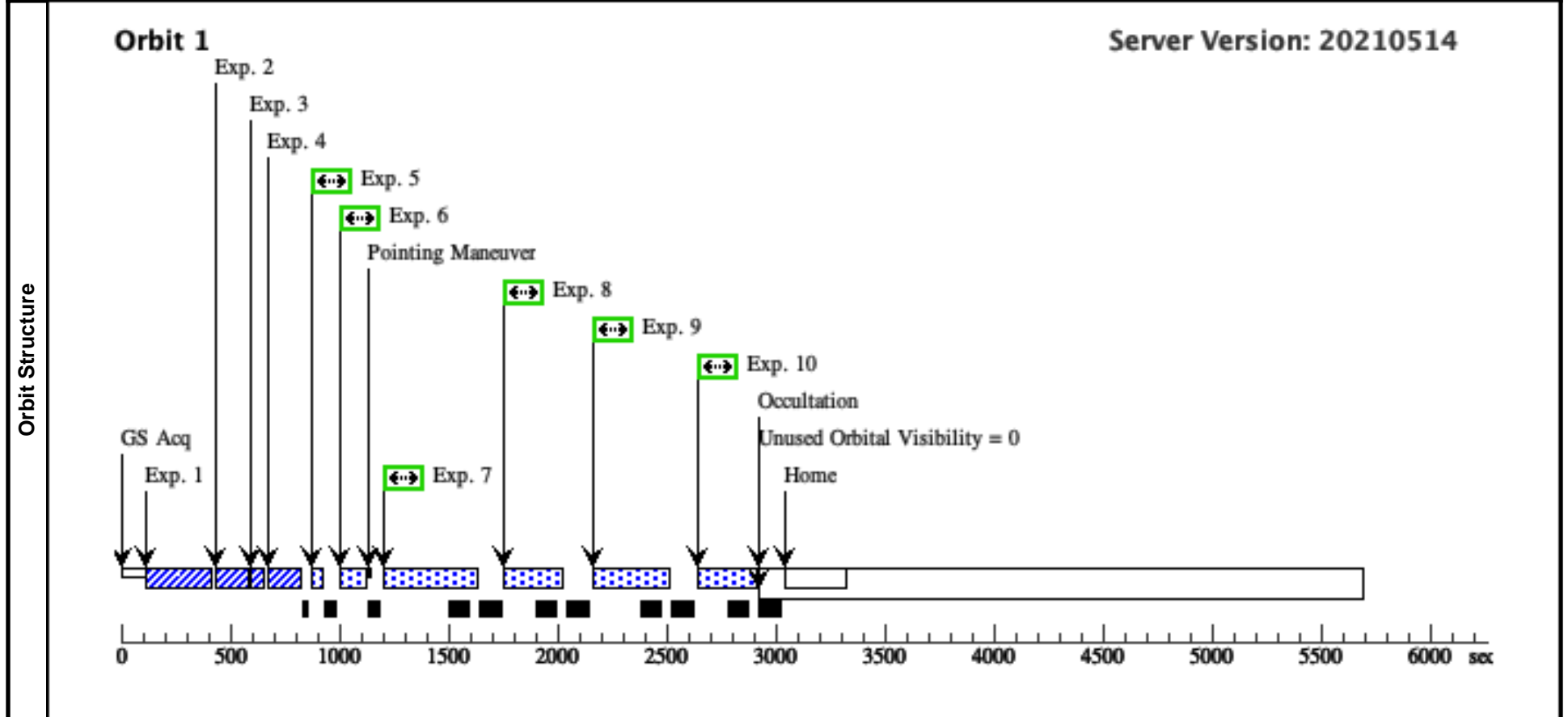
<b>Visit</b>	<p><b>Proposal 16110, V-RU-LUP-COS-5 (1G), completed</b></p> <p><b>Diagnostic Status: Warning</b></p> <p>Scientific Instruments: COS/FUV, COS/NUV</p> <p>Special Requirements: SCHED 100%; AFTER 1C BY 53.0 Orbits TO 59.2 Orbits</p> <p><i>Comments: vstatus; 1C; V-RU-LUP; P/COS approved for submission; P/WF 20/05/21 ; intrev: complete ; P/JRD 24/05/2021</i></p> <p><i>vcheck; Enter targ name &amp; Inst. &amp; Resp. Sci.; RU Lup ; COS ; WF</i></p> <p><i>vcheck; ETC numbers entered in APT?; yes</i></p> <p><i>vcheck; Any screening violations?; no</i></p> <p><i>vcheck; M-dwarf check complete and added to box folder?; N/A</i></p> <p><i>vcheck; S/N ETC calcs done &amp; documented?; yes</i></p> <p><i>vcheck; Field images checked &amp; saved?; yes</i></p> <p><i>vcheck; Selected ACQ strategy?; G230L/2950, repeated to guard against late GS acq</i></p> <p><i>vcheck; Possible ACQ or Sci spoilers?; No</i></p> <p><i>vcheck; Field BOT clear?; Yes. BOT complains about the target under the assumption it is an O5 star.</i></p> <p><i>vcheck; Visual BOT check for stars not in catalog?; nothing visible in DSS</i></p> <p><i>vcheck; Orbit packing finalized?; yes</i></p> <p><i>vcheck; Buffer times optimized?; yes</i></p> <p><i>vcheck; Verify visit grouping correct; yes</i></p> <p><i>vcheck; phase constraint for ground based observations added?; yes</i></p> <p><i>vcheck; BETWEENS for coordinated observations added?; yes (for XMM)</i></p> <p><i>vcheck; Is visit ready for int. review?; yes</i></p> <p><i>Allocated COS orbits = 12</i></p>																													
	<b>Diagnostics</b>	<p>(V-RU-LUP-COS-5 (1G)) Warning (Form): For the best data quality, it is strongly recommended that all four FP-POS positions be used when observing at a given COS CENWAVE setting.</p>																												
<b>Fixed Targets</b>	<table border="1"> <thead> <tr> <th>#</th> <th>Name</th> <th>Target Coordinates</th> <th>Targ. Coord. Corrections</th> <th>Fluxes</th> <th>Miscellaneous</th> </tr> </thead> <tbody> <tr> <td>(1)</td> <td>V-RU-LUP</td> <td>RA: 15 56 42.2959 (239.1762329d)</td> <td>Proper Motion RA: -9.744327991037346E-4 sec of time/yr</td> <td>V=9.6</td> <td>Reference Frame: ICRS</td> </tr> <tr> <td></td> <td>Alt Name1: 2MASS-J15564230-3749154</td> <td>Dec: -37 49 15.83 (-37.82106d)</td> <td>Proper Motion Dec: -0.023233999991134624 arcsec/yr</td> <td>SpT=K7, U=9.27,</td> <td></td> </tr> <tr> <td></td> <td>Alt Name2: HD142560</td> <td>Equinox: J2000</td> <td>Epoch of Position: 2015.5</td> <td>B=10.07, V=9.60, G=10.7107, J=8.732, H=7.824, K=7.138</td> <td></td> </tr> </tbody> </table>						#	Name	Target Coordinates	Targ. Coord. Corrections	Fluxes	Miscellaneous	(1)	V-RU-LUP	RA: 15 56 42.2959 (239.1762329d)	Proper Motion RA: -9.744327991037346E-4 sec of time/yr	V=9.6	Reference Frame: ICRS		Alt Name1: 2MASS-J15564230-3749154	Dec: -37 49 15.83 (-37.82106d)	Proper Motion Dec: -0.023233999991134624 arcsec/yr	SpT=K7, U=9.27,			Alt Name2: HD142560	Equinox: J2000	Epoch of Position: 2015.5	B=10.07, V=9.60, G=10.7107, J=8.732, H=7.824, K=7.138	
	#	Name	Target Coordinates	Targ. Coord. Corrections	Fluxes	Miscellaneous																								
(1)	V-RU-LUP	RA: 15 56 42.2959 (239.1762329d)	Proper Motion RA: -9.744327991037346E-4 sec of time/yr	V=9.6	Reference Frame: ICRS																									
	Alt Name1: 2MASS-J15564230-3749154	Dec: -37 49 15.83 (-37.82106d)	Proper Motion Dec: -0.023233999991134624 arcsec/yr	SpT=K7, U=9.27,																										
	Alt Name2: HD142560	Equinox: J2000	Epoch of Position: 2015.5	B=10.07, V=9.60, G=10.7107, J=8.732, H=7.824, K=7.138																										
	<p><i>Comments: This object was generated by the targetselector and retrieved from the SIMBAD database. Note that while SIMBAD classifies this as K7/M0, only one of many authors assigns this as a M star. K7 is the most commonly adopted designation, and some early authors even classify this as a G star. Alcalá et al. (2014, A&amp;A, 561, A2) properly account for the accretion excess emission from 0.3-2.5 microns and assign a spectral type of K7; this can be considered authoritative.</i></p> <p>-----</p> <p><i>tstatus; V-RU-LUP ; P/COS approved for submission; S/ins not started; P/WF 20/05/21; S/xx DD/MM/YY</i></p> <p><i>tcheck; APT/SIMBAD target names: ; HD 142560, HBC 251, 2MASS J15564230-3749154, Sz 83</i></p> <p><i>tcheck; Target info verification status?; OK</i></p> <p><i>tcheck; Coordinates &amp; P.M. verified, epoch checked?; yes</i></p> <p><i>tcheck; Adopted SED compared to Observations?; yes ...</i></p> <p><i>use BVRI photometry from AAVSO averaged from 26 Apr 2021 to 19 May 2021 and mean U-B color from Herbst et al. (1994) ...</i></p> <p><i>results lie between 92% and 134% of model, consistent with normal variability</i></p> <p>Category=STAR</p> <p>Description=[PRE-MAIN SEQUENCE STAR, T TAURI STAR]</p> <p>Extended=NO</p>																													

Proposal 16110 - V-RU-LUP-COS-5 (1G) - ULLYSES Monitoring Observations of the T Tauri Star RU Lup: First Epoch

#	Label (ETC Run)	Target	Config,Mode,Aperture	Spectral Els.	Opt. Params.	Special Reqs.	Groups	Exp. Time (Total)/[Actual Dur.]	Orbit	
Exposures	1	G230L PEA KXD (1517209)	(1) V-RU-LUP	COS/NUV, ACQ/PEAKXD, PSA	G230L 2950 A	STRIPE=DEF		1 Secs (1 Secs) [==>]	[1]	
	<p>Comments: ETC 1517209 with model spectrum rulup_lya2_etc.txt gives 0.3 sec, round up to 1 sec                      For BOP check, ETC 1517210 with 4x model spectrum rulup_lya2_x4.00_etc.txt gives 47 cts/sec in brightest pixel and 22,010 cts/sec in brightest stripe. This exceeds the per-stripe count rate limit for irregularly variable sources, but the 4x case is designed to account for variability. It is below the per-stripe count rate limit of 30,000 cts/sec for nonvariable sources.</p>									
	2	G230L PEA KD (1517211)	(1) V-RU-LUP	COS/NUV, ACQ/PEAKD, PSA	G230L 2950 A	CENTER=FLUX-W T-FLR; NUM-POS=5; STEP-SIZE=0.9		1 Secs (1 Secs) [==>]	[1]	
	<p>Comments: ETC 1517211 with model spectrum rulup_lya2_etc.txt gives 0.2 sec, round up to 1 sec                      For BOP check, ETC 1517212 with 4x model spectrum rulup_lya2_x4.00_etc.txt gives 47 cts/sec in brightest pixel and 22,010 cts/sec in brightest stripe. This exceeds the per-stripe count rate limit for irregularly variable sources, but the 4x case is designed to account for variability. It is below the per-stripe count rate limit of 30,000 cts/sec for nonvariable sources.</p>									
	3	G230L PEA KXD (1517209)	(1) V-RU-LUP	COS/NUV, ACQ/PEAKXD, PSA	G230L 2950 A	STRIPE=DEF		1 Secs (1 Secs) [==>]	[1]	
	<p>Comments: ETC 1517209 with model spectrum rulup_lya2_etc.txt gives 0.3 sec, round up to 1 sec                      For BOP check, ETC 1517210 with 4x model spectrum rulup_lya2_x4.00_etc.txt gives 47 cts/sec in brightest pixel and 22,010 cts/sec in brightest stripe. This exceeds the per-stripe count rate limit for irregularly variable sources, but the 4x case is designed to account for variability. It is below the per-stripe count rate limit of 30,000 cts/sec for nonvariable sources.</p>									
	4	G230L PEA KD (1517211)	(1) V-RU-LUP	COS/NUV, ACQ/PEAKD, PSA	G230L 2950 A	CENTER=FLUX-W T-FLR; NUM-POS=5; STEP-SIZE=0.9		1 Secs (1 Secs) [==>]	[1]	
	<p>Comments: ETC 1517211 with model spectrum rulup_lya2_etc.txt gives 0.2 sec, round up to 1 sec                      For BOP check, ETC 1517212 with 4x model spectrum rulup_lya2_x4.00_etc.txt gives 47 cts/sec in brightest pixel and 22,010 cts/sec in brightest stripe. This exceeds the per-stripe count rate limit for irregularly variable sources, but the 4x case is designed to account for variability. It is below the per-stripe count rate limit of 30,000 cts/sec for nonvariable sources.</p>									
5	G230L 2950 (1517213)	(1) V-RU-LUP	COS/NUV, TIME-TAG, PSA	G230L 2950 A	BUFFER-TIME=80; FP-POS=4		30 Secs (30 Secs) [==>]	[1]		
<p>Comments: ETC 1517213 with model spectrum rulup_lya2_etc.txt gives 19 sec to reach S/N = 20 at 2820 A, in the continuum near Mg II 2800. Round up to 30 sec.                      For BOP check, ETC 1517214 with 4x model spectrum rulup_lya2_x4.00_etc.txt gives 47 cts/sec in brightest pixel and 22,010 cts/sec in brightest stripe. This exceeds the per-stripe count rate limit for irregularly variable sources, but the 4x case is designed to account for variability. It is below the per-stripe count rate limit of 30,000 cts/sec for nonvariable sources.                      BUFFER-TIME set to 80 sec following COS IHB recommendation when exposure time &lt; 80 sec and ETC buffer time &gt; 80 sec.</p>										
6	G230L 2635 (1517215)	(1) V-RU-LUP	COS/NUV, TIME-TAG, PSA	G230L 2635 A	BUFFER-TIME=80; FP-POS=1		30 Secs (30 Secs) [==>]	[1]		
<p>Comments: ETC 1517215 with model spectrum rulup_lya2_etc.txt gives 19 sec to reach S/N = 20 at 2820 A, in the continuum near Mg II 2800. Round up to 30 sec.                      For BOP check, ETC 1517216 with 4x model spectrum rulup_lya2_x4.00_etc.txt gives 47 cts/sec in brightest pixel and 24,480 cts/sec in brightest stripe. This exceeds the per-stripe count rate limit for irregularly variable sources, but the 4x case is designed to account for variability. It is below the per-stripe count rate limit of 30,000 cts/sec for nonvariable sources.                      BUFFER-TIME set to 80 sec following COS IHB recommendation when exposure time &lt; 80 sec and ETC buffer time &gt; 80 sec.</p>										
7	G160M 158 9-3 (1517218)	(1) V-RU-LUP	COS/FUV, TIME-TAG, PSA	G160M 1589 A	BUFFER-TIME=11 0; FP-POS=3		219 Secs (219 Secs) [==>]	[1]		
<p>Comments: ETC 1517218 with archival spectrum lbgj530b0_etc.txt, a cenwave 1623 spectrum of this star, gives 550 sec to reach S/N = 30 at 1548 A, the peak of C IV. This is 138 sec per G160M exposure; expand to 219 sec to fill the orbit and account for the possibility of a faint state.                      For BOP check, ETC 1517219 with 4x archival spectrum lbgj530b0_x4.00_etc.txt gives 0.18 cts/sec in brightest pixel and 1279 cts/sec in entire detector.                      BUFFER-TIME set to 110 sec to guard against a bright state and reduce overheads.</p>										
8	G160M 158 9-4 (1517218)	(1) V-RU-LUP	COS/FUV, TIME-TAG, PSA	G160M 1589 A	BUFFER-TIME=11 0; FP-POS=4		220 Secs (220 Secs) [==>]	[1]		
<p>Comments: ETC 1517218 with archival spectrum lbgj530b0_etc.txt, a cenwave 1623 spectrum of this star, gives 550 sec to reach S/N = 30 at 1548 A, the peak of C IV. This is 138 sec per G160M exposure; expand to 220 sec to fill the orbit and account for the possibility of a faint state.                      For BOP check, ETC 1517219 with 4x archival spectrum lbgj530b0_x4.00_etc.txt gives 0.18 cts/sec in brightest pixel and 1279 cts/sec in entire detector.                      BUFFER-TIME set to 110 sec to guard against a bright state and reduce overheads.</p>										

Proposal 16110 - V-RU-LUP-COS-5 (1G) - ULLYSES Monitoring Observations of the T Tauri Star RU Lup: First Epoch

9	G160M 162 3-1 (1517220)	(1) V-RU-LUP	COS/FUV, TIME-TAG, PSA	G160M 1623 A	BUFFER-TIME=11 0; FP-POS=1	220 Secs (220 Secs) [==>]	[1]
<p>Comments: ETC 1517220 with archival spectrum lbgj530b0_etc.txt, a cenwave 1623 spectrum of this star, gives 549 sec to reach S/N = 30 at 1548 A, the peak of C IV. This is 138 sec per G160M exposure; expand to 220 sec to fill the orbit and account for the possibility of a faint state.          For BOP check, ETC 1517221 with 4x archival spectrum lbgj530b0_x4.00_etc.txt gives 0.18 cts/sec in brightest pixel and 1458 cts/sec in entire detector.          BUFFER-TIME set to 110 sec to guard against a bright state and reduce overheads.</p>							
10	G160M 162 3-2 (1517220)	(1) V-RU-LUP	COS/FUV, TIME-TAG, PSA	G160M 1623 A	BUFFER-TIME=11 0; FP-POS=2	220 Secs (220 Secs) [==>]	[1]
<p>Comments: ETC 1517220 with archival spectrum lbgj530b0_etc.txt, a cenwave 1623 spectrum of this star, gives 549 sec to reach S/N = 30 at 1548 A, the peak of C IV. This is 138 sec per G160M exposure; expand to 220 sec to fill the orbit and account for the possibility of a faint state.          For BOP check, ETC 1517221 with 4x archival spectrum lbgj530b0_x4.00_etc.txt gives 0.18 cts/sec in brightest pixel and 1458 cts/sec in entire detector.          BUFFER-TIME set to 110 sec to guard against a bright state and reduce overheads.</p>							



Proposal 16110 - V-RU-LUP-COS-6 (1H) - ULLYSES Monitoring Observations of the T Tauri Star RU Lup: First Epoch

Mon Aug 16 21:00:57 GMT 2021

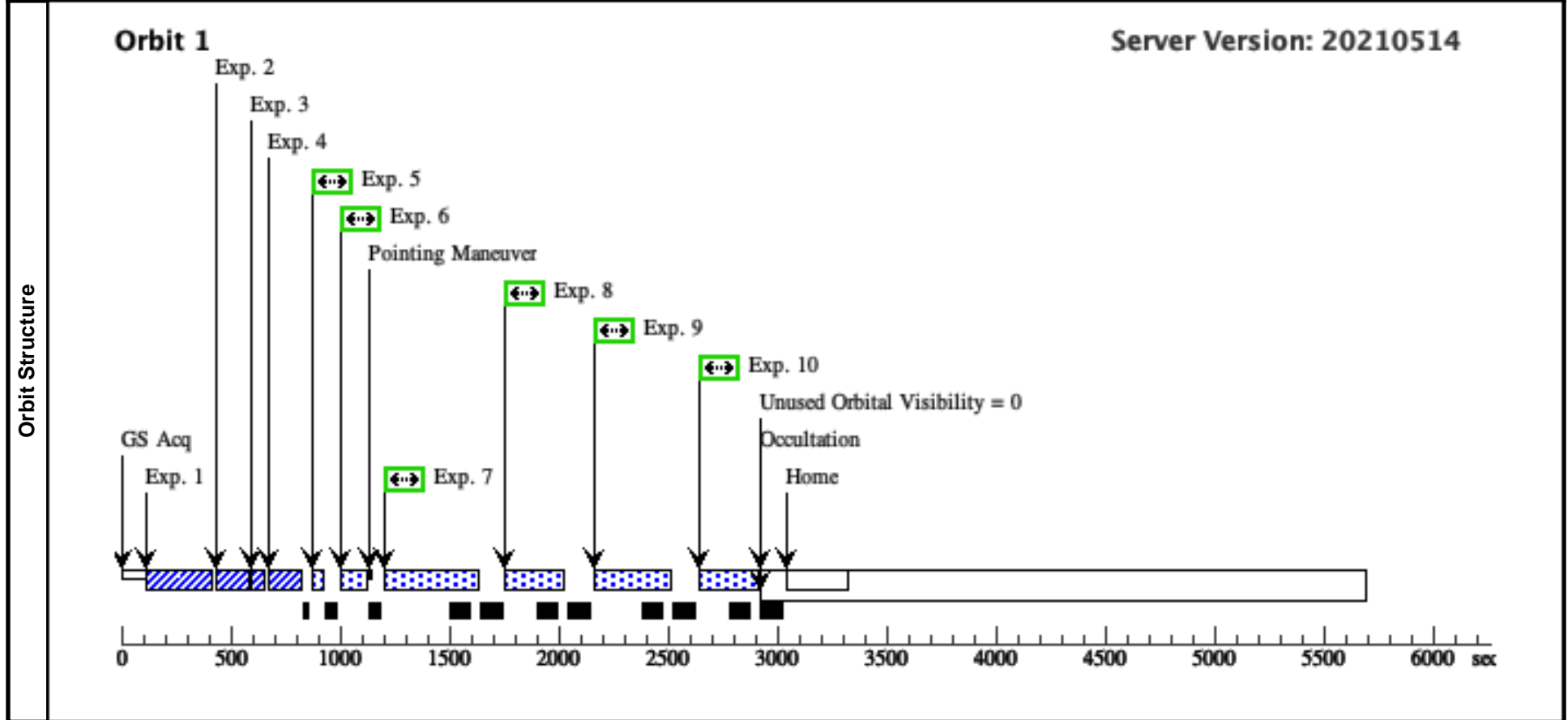
<b>Visit</b>	<p><b>Proposal 16110, V-RU-LUP-COS-6 (1H), completed</b></p> <p><b>Diagnostic Status: Warning</b></p> <p>Scientific Instruments: COS/FUV, COS/NUV</p> <p>Special Requirements: SCHED 100%; AFTER 1C BY 67.1 Orbits TO 73.3 Orbits</p> <p><i>Comments: vstatus; 1C; V-RU-LUP; P/COS approved for submissionw; P/WF 20/05/21 ;intrev: complete ; P/JRD 24/05/2021</i></p> <p><i>vcheck; Enter targ name &amp; Inst. &amp; Resp. Sci.; RU Lup ; COS ; WF</i></p> <p><i>vcheck; ETC numbers entered in APT?; yes</i></p> <p><i>vcheck; Any screening violations?; no</i></p> <p><i>vcheck; M-dwarf check complete and added to box folder?; N/A</i></p> <p><i>vcheck; S/N ETC calcs done &amp; documented?; yes</i></p> <p><i>vcheck; Field images checked &amp; saved?; yes</i></p> <p><i>vcheck; Selected ACQ strategy?; G230L/2950, repeated to guard against late GS acq</i></p> <p><i>vcheck; Possible ACQ or Sci spoilers?; No</i></p> <p><i>vcheck; Field BOT clear?; Yes. BOT complains about the target under the assumption it is an O5 star.</i></p> <p><i>vcheck; Visual BOT check for stars not in catalog?; nothing visible in DSS</i></p> <p><i>vcheck; Orbit packing finalized?; yes</i></p> <p><i>vcheck; Buffer times optimized?; yes</i></p> <p><i>vcheck; Verify visit grouping correct; yes</i></p> <p><i>vcheck; phase constraint for ground based observations added?; yes</i></p> <p><i>vcheck; BETWEENS for coordinated observations added?; yes (for XMM)</i></p> <p><i>vcheck; Is visit ready for int. review?; yes</i></p> <p><i>Allocated COS orbits = 12</i></p>																													
	<p><b>Diagnosics</b></p> <p>(V-RU-LUP-COS-6 (1H)) Warning (Form): For the best data quality, it is strongly recommended that all four FP-POS positions be used when observing at a given COS CENWAVE setting.</p>																													
<b>Fixed Targets</b>	<table border="1"> <thead> <tr> <th>#</th> <th>Name</th> <th>Target Coordinates</th> <th>Targ. Coord. Corrections</th> <th>Fluxes</th> <th>Miscellaneous</th> </tr> </thead> <tbody> <tr> <td>(1)</td> <td>V-RU-LUP</td> <td>RA: 15 56 42.2959 (239.1762329d)</td> <td>Proper Motion RA: -9.744327991037346E-4 sec of time/yr</td> <td>V=9.6</td> <td>Reference Frame: ICRS</td> </tr> <tr> <td></td> <td>Alt Name1: 2MASS-J15564230-3749154</td> <td>Dec: -37 49 15.83 (-37.82106d)</td> <td>Proper Motion Dec: -0.023233999991134624 arcsec/yr</td> <td>SpT=K7, U=9.27,</td> <td></td> </tr> <tr> <td></td> <td>Alt Name2: HD142560</td> <td>Equinox: J2000</td> <td>Epoch of Position: 2015.5</td> <td>B=10.07, V=9.60, G=10.7107, J=8.732, H=7.824, K=7.138</td> <td></td> </tr> </tbody> </table> <p><i>Comments: This object was generated by the targetselector and retrieved from the SIMBAD database. Note that while SIMBAD classifies this as K7/M0, only one of many authors assigns this as a M star. K7 is the most commonly adopted designation, and some early authors even classify this as a G star. Alcalá et al. (2014, A&amp;A, 561, A2) properly account for the accretion excess emission from 0.3-2.5 microns and assign a spectral type of K7; this can be considered authoritative.</i></p> <p>-----</p> <p><i>tstatus; V-RU-LUP ; P/COS approved for submission; S/ins not started; P/WF 20/05/21; S/xx DD/MM/YY</i></p> <p><i>tcheck; APT/SIMBAD target names: ; HD 142560, HBC 251, 2MASS J15564230-3749154, Sz 83</i></p> <p><i>tcheck; Target info verification status?; OK</i></p> <p><i>tcheck; Coordinates &amp; P.M. verified, epoch checked?; yes</i></p> <p><i>tcheck; Adopted SED compared to Observations?; yes ...</i></p> <p><i>use BVRI photometry from AAVSO averaged from 26 Apr 2021 to 19 May 2021 and mean U-B color from Herbst et al. (1994) ...</i></p> <p><i>results lie between 92% and 134% of model, consistent with normal variability</i></p> <p>Category=STAR</p> <p>Description=[PRE-MAIN SEQUENCE STAR, T TAURI STAR]</p> <p>Extended=NO</p>						#	Name	Target Coordinates	Targ. Coord. Corrections	Fluxes	Miscellaneous	(1)	V-RU-LUP	RA: 15 56 42.2959 (239.1762329d)	Proper Motion RA: -9.744327991037346E-4 sec of time/yr	V=9.6	Reference Frame: ICRS		Alt Name1: 2MASS-J15564230-3749154	Dec: -37 49 15.83 (-37.82106d)	Proper Motion Dec: -0.023233999991134624 arcsec/yr	SpT=K7, U=9.27,			Alt Name2: HD142560	Equinox: J2000	Epoch of Position: 2015.5	B=10.07, V=9.60, G=10.7107, J=8.732, H=7.824, K=7.138	
	#	Name	Target Coordinates	Targ. Coord. Corrections	Fluxes	Miscellaneous																								
(1)	V-RU-LUP	RA: 15 56 42.2959 (239.1762329d)	Proper Motion RA: -9.744327991037346E-4 sec of time/yr	V=9.6	Reference Frame: ICRS																									
	Alt Name1: 2MASS-J15564230-3749154	Dec: -37 49 15.83 (-37.82106d)	Proper Motion Dec: -0.023233999991134624 arcsec/yr	SpT=K7, U=9.27,																										
	Alt Name2: HD142560	Equinox: J2000	Epoch of Position: 2015.5	B=10.07, V=9.60, G=10.7107, J=8.732, H=7.824, K=7.138																										

Proposal 16110 - V-RU-LUP-COS-6 (1H) - ULLYSES Monitoring Observations of the T Tauri Star RU Lup: First Epoch

#	Label (ETC Run)	Target	Config,Mode,Aperture	Spectral Els.	Opt. Params.	Special Reqs.	Groups	Exp. Time (Total)/[Actual Dur.]	Orbit
Exposures	1	G230L PEA KXD (1517209)	(1) V-RU-LUP COS/NUV, ACQ/PEAKXD, PSA	G230L 2950 A	STRIPE=DEF			1 Secs (1 Secs) [==>]	[1]
	<p>Comments: ETC 1517209 with model spectrum rulup_lya2_etc.txt gives 0.3 sec, round up to 1 sec                      For BOP check, ETC 1517210 with 4x model spectrum rulup_lya2_x4.00_etc.txt gives 47 cts/sec in brightest pixel and 22,010 cts/sec in brightest stripe. This exceeds the per-stripe count rate limit for irregularly variable sources, but the 4x case is designed to account for variability. It is below the per-stripe count rate limit of 30,000 cts/sec for nonvariable sources.</p>								
	2	G230L PEA KD (1517211)	(1) V-RU-LUP COS/NUV, ACQ/PEAKD, PSA	G230L 2950 A	CENTER=FLUX-W T-FLR; NUM-POS=5; STEP-SIZE=0.9			1 Secs (1 Secs) [==>]	[1]
	<p>Comments: ETC 1517211 with model spectrum rulup_lya2_etc.txt gives 0.2 sec, round up to 1 sec                      For BOP check, ETC 1517212 with 4x model spectrum rulup_lya2_x4.00_etc.txt gives 47 cts/sec in brightest pixel and 22,010 cts/sec in brightest stripe. This exceeds the per-stripe count rate limit for irregularly variable sources, but the 4x case is designed to account for variability. It is below the per-stripe count rate limit of 30,000 cts/sec for nonvariable sources.</p>								
	3	G230L PEA KXD (1517209)	(1) V-RU-LUP COS/NUV, ACQ/PEAKXD, PSA	G230L 2950 A	STRIPE=DEF			1 Secs (1 Secs) [==>]	[1]
	<p>Comments: ETC 1517209 with model spectrum rulup_lya2_etc.txt gives 0.3 sec, round up to 1 sec                      For BOP check, ETC 1517210 with 4x model spectrum rulup_lya2_x4.00_etc.txt gives 47 cts/sec in brightest pixel and 22,010 cts/sec in brightest stripe. This exceeds the per-stripe count rate limit for irregularly variable sources, but the 4x case is designed to account for variability. It is below the per-stripe count rate limit of 30,000 cts/sec for nonvariable sources.</p>								
	4	G230L PEA KD (1517211)	(1) V-RU-LUP COS/NUV, ACQ/PEAKD, PSA	G230L 2950 A	CENTER=FLUX-W T-FLR; NUM-POS=5; STEP-SIZE=0.9			1 Secs (1 Secs) [==>]	[1]
	<p>Comments: ETC 1517211 with model spectrum rulup_lya2_etc.txt gives 0.2 sec, round up to 1 sec                      For BOP check, ETC 1517212 with 4x model spectrum rulup_lya2_x4.00_etc.txt gives 47 cts/sec in brightest pixel and 22,010 cts/sec in brightest stripe. This exceeds the per-stripe count rate limit for irregularly variable sources, but the 4x case is designed to account for variability. It is below the per-stripe count rate limit of 30,000 cts/sec for nonvariable sources.</p>								
5	G230L 2950 (1517213)	(1) V-RU-LUP COS/NUV, TIME-TAG, PSA	G230L 2950 A	BUFFER-TIME=80; FP-POS=4			30 Secs (30 Secs) [==>]	[1]	
<p>Comments: ETC 1517213 with model spectrum rulup_lya2_etc.txt gives 19 sec to reach S/N = 20 at 2820 A, in the continuum near Mg II 2800. Round up to 30 sec.                      For BOP check, ETC 1517214 with 4x model spectrum rulup_lya2_x4.00_etc.txt gives 47 cts/sec in brightest pixel and 22,010 cts/sec in brightest stripe. This exceeds the per-stripe count rate limit for irregularly variable sources, but the 4x case is designed to account for variability. It is below the per-stripe count rate limit of 30,000 cts/sec for nonvariable sources.                      BUFFER-TIME set to 80 sec following COS IHB recommendation when exposure time &lt; 80 sec and ETC buffer time &gt; 80 sec.</p>									
6	G230L 2635 (1517215)	(1) V-RU-LUP COS/NUV, TIME-TAG, PSA	G230L 2635 A	BUFFER-TIME=80; FP-POS=1			30 Secs (30 Secs) [==>]	[1]	
<p>Comments: ETC 1517215 with model spectrum rulup_lya2_etc.txt gives 19 sec to reach S/N = 20 at 2820 A, in the continuum near Mg II 2800. Round up to 30 sec.                      For BOP check, ETC 1517216 with 4x model spectrum rulup_lya2_x4.00_etc.txt gives 47 cts/sec in brightest pixel and 24,480 cts/sec in brightest stripe. This exceeds the per-stripe count rate limit for irregularly variable sources, but the 4x case is designed to account for variability. It is below the per-stripe count rate limit of 30,000 cts/sec for nonvariable sources.                      BUFFER-TIME set to 80 sec following COS IHB recommendation when exposure time &lt; 80 sec and ETC buffer time &gt; 80 sec.</p>									
7	G160M 158 9-3 (1517218)	(1) V-RU-LUP COS/FUV, TIME-TAG, PSA	G160M 1589 A	BUFFER-TIME=11 0; FP-POS=3			219 Secs (219 Secs) [==>]	[1]	
<p>Comments: ETC 1517218 with archival spectrum lbgj530b0_etc.txt, a cenwave 1623 spectrum of this star, gives 550 sec to reach S/N = 30 at 1548 A, the peak of C IV. This is 138 sec per G160M exposure; expand to 219 sec to fill the orbit and account for the possibility of a faint state.                      For BOP check, ETC 1517219 with 4x archival spectrum lbgj530b0_x4.00_etc.txt gives 0.18 cts/sec in brightest pixel and 1279 cts/sec in entire detector.                      BUFFER-TIME set to 110 sec to guard against a bright state and reduce overheads.</p>									
8	G160M 158 9-4 (1517218)	(1) V-RU-LUP COS/FUV, TIME-TAG, PSA	G160M 1589 A	BUFFER-TIME=11 0; FP-POS=4			220 Secs (220 Secs) [==>]	[1]	
<p>Comments: ETC 1517218 with archival spectrum lbgj530b0_etc.txt, a cenwave 1623 spectrum of this star, gives 550 sec to reach S/N = 30 at 1548 A, the peak of C IV. This is 138 sec per G160M exposure; expand to 220 sec to fill the orbit and account for the possibility of a faint state.                      For BOP check, ETC 1517219 with 4x archival spectrum lbgj530b0_x4.00_etc.txt gives 0.18 cts/sec in brightest pixel and 1279 cts/sec in entire detector.                      BUFFER-TIME set to 110 sec to guard against a bright state and reduce overheads.</p>									

Proposal 16110 - V-RU-LUP-COS-6 (1H) - ULLYSES Monitoring Observations of the T Tauri Star RU Lup: First Epoch

9	G160M 162 3-1 (1517220)	(1) V-RU-LUP	COS/FUV, TIME-TAG, PSA	G160M 1623 A	BUFFER-TIME=11 0; FP-POS=1	220 Secs (220 Secs) [==>]	[1]
<p>Comments: ETC 1517220 with archival spectrum lbgj530b0_etc.txt, a cenwave 1623 spectrum of this star, gives 549 sec to reach S/N = 30 at 1548 A, the peak of C IV. This is 138 sec per G160M exposure; expand to 220 sec to fill the orbit and account for the possibility of a faint state.                  For BOP check, ETC 1517221 with 4x archival spectrum lbgj530b0_x4.00_etc.txt gives 0.18 cts/sec in brightest pixel and 1458 cts/sec in entire detector.                  BUFFER-TIME set to 110 sec to guard against a bright state and reduce overheads.</p>							
10	G160M 162 3-2 (1517220)	(1) V-RU-LUP	COS/FUV, TIME-TAG, PSA	G160M 1623 A	BUFFER-TIME=11 0; FP-POS=2	220 Secs (220 Secs) [==>]	[1]
<p>Comments: ETC 1517220 with archival spectrum lbgj530b0_etc.txt, a cenwave 1623 spectrum of this star, gives 549 sec to reach S/N = 30 at 1548 A, the peak of C IV. This is 138 sec per G160M exposure; expand to 220 sec to fill the orbit and account for the possibility of a faint state.                  For BOP check, ETC 1517221 with 4x archival spectrum lbgj530b0_x4.00_etc.txt gives 0.18 cts/sec in brightest pixel and 1458 cts/sec in entire detector.                  BUFFER-TIME set to 110 sec to guard against a bright state and reduce overheads.</p>							



Proposal 16110 - V-RU-LUP-COS-7 (1I) - ULLYSES Monitoring Observations of the T Tauri Star RU Lup: First Epoch

Mon Aug 16 21:00:57 GMT 2021

<b>Visit</b>	<p><b>Proposal 16110, V-RU-LUP-COS-7 (1I), scheduled</b></p> <p><b>Diagnostic Status: Warning</b></p> <p>Scientific Instruments: COS/FUV, COS/NUV</p> <p>Special Requirements: SCHED 100%; AFTER 1C BY 81.1 Orbits TO 87.3 Orbits</p> <p><i>Comments: vstatus; 1C; V-RU-LUP; P/COS approved for submission; P/WF 20/05/21 ; intrev: complete ; P/JRD 24/05/2021</i></p> <p><i>vcheck; Enter targ name &amp; Inst. &amp; Resp. Sci.; RU Lup ; COS ; WF</i></p> <p><i>vcheck; ETC numbers entered in APT?; yes</i></p> <p><i>vcheck; Any screening violations?; no</i></p> <p><i>vcheck; M-dwarf check complete and added to box folder?; N/A</i></p> <p><i>vcheck; S/N ETC calcs done &amp; documented?; yes</i></p> <p><i>vcheck; Field images checked &amp; saved?; yes</i></p> <p><i>vcheck; Selected ACQ strategy?; G230L/2950, repeated to guard against late GS acq</i></p> <p><i>vcheck; Possible ACQ or Sci spoilers?; No</i></p> <p><i>vcheck; Field BOT clear?; Yes. BOT complains about the target under the assumption it is an O5 star.</i></p> <p><i>vcheck; Visual BOT check for stars not in catalog?; nothing visible in DSS</i></p> <p><i>vcheck; Orbit packing finalized?; yes</i></p> <p><i>vcheck; Buffer times optimized?; yes</i></p> <p><i>vcheck; Verify visit grouping correct; yes</i></p> <p><i>vcheck; phase constraint for ground based observations added?; yes</i></p> <p><i>vcheck; BETWEENS for coordinated observations added?; yes (for XMM)</i></p> <p><i>vcheck; Is visit ready for int. review?; yes</i></p> <p><i>Allocated COS orbits = 12</i></p>																													
	<b>Diagnostics</b>	<p>(V-RU-LUP-COS-7 (1I)) Warning (Form): For the best data quality, it is strongly recommended that all four FP-POS positions be used when observing at a given COS CENWAVE setting.</p>																												
<b>Fixed Targets</b>	<table border="1"> <thead> <tr> <th>#</th> <th>Name</th> <th>Target Coordinates</th> <th>Targ. Coord. Corrections</th> <th>Fluxes</th> <th>Miscellaneous</th> </tr> </thead> <tbody> <tr> <td>(1)</td> <td>V-RU-LUP</td> <td>RA: 15 56 42.2959 (239.1762329d)</td> <td>Proper Motion RA: -9.744327991037346E-4 sec of time/yr</td> <td>V=9.6</td> <td>Reference Frame: ICRS</td> </tr> <tr> <td></td> <td>Alt Name1: 2MASS-J15564230-3749154</td> <td>Dec: -37 49 15.83 (-37.82106d)</td> <td>Proper Motion Dec: -0.023233999991134624 arcsec/yr</td> <td>SpT=K7, U=9.27,</td> <td></td> </tr> <tr> <td></td> <td>Alt Name2: HD142560</td> <td>Equinox: J2000</td> <td>Epoch of Position: 2015.5</td> <td>B=10.07, V=9.60, G=10.7107, J=8.732, H=7.824, K=7.138</td> <td></td> </tr> </tbody> </table>						#	Name	Target Coordinates	Targ. Coord. Corrections	Fluxes	Miscellaneous	(1)	V-RU-LUP	RA: 15 56 42.2959 (239.1762329d)	Proper Motion RA: -9.744327991037346E-4 sec of time/yr	V=9.6	Reference Frame: ICRS		Alt Name1: 2MASS-J15564230-3749154	Dec: -37 49 15.83 (-37.82106d)	Proper Motion Dec: -0.023233999991134624 arcsec/yr	SpT=K7, U=9.27,			Alt Name2: HD142560	Equinox: J2000	Epoch of Position: 2015.5	B=10.07, V=9.60, G=10.7107, J=8.732, H=7.824, K=7.138	
	#	Name	Target Coordinates	Targ. Coord. Corrections	Fluxes	Miscellaneous																								
(1)	V-RU-LUP	RA: 15 56 42.2959 (239.1762329d)	Proper Motion RA: -9.744327991037346E-4 sec of time/yr	V=9.6	Reference Frame: ICRS																									
	Alt Name1: 2MASS-J15564230-3749154	Dec: -37 49 15.83 (-37.82106d)	Proper Motion Dec: -0.023233999991134624 arcsec/yr	SpT=K7, U=9.27,																										
	Alt Name2: HD142560	Equinox: J2000	Epoch of Position: 2015.5	B=10.07, V=9.60, G=10.7107, J=8.732, H=7.824, K=7.138																										
	<p><i>Comments: This object was generated by the targetselector and retrieved from the SIMBAD database. Note that while SIMBAD classifies this as K7/M0, only one of many authors assigns this as a M star. K7 is the most commonly adopted designation, and some early authors even classify this as a G star. Alcalá et al. (2014, A&amp;A, 561, A2) properly account for the accretion excess emission from 0.3-2.5 microns and assign a spectral type of K7; this can be considered authoritative.</i></p> <p>-----</p> <p><i>tstatus; V-RU-LUP ; P/COS approved for submission; S/ins not started; P/WF 20/05/21; S/xx DD/MM/YY</i></p> <p><i>tcheck; APT/SIMBAD target names: ; HD 142560, HBC 251, 2MASS J15564230-3749154, Sz 83</i></p> <p><i>tcheck; Target info verification status?; OK</i></p> <p><i>tcheck; Coordinates &amp; P.M. verified, epoch checked?; yes</i></p> <p><i>tcheck; Adopted SED compared to Observations?; yes ...</i></p> <p><i>use BVRI photometry from AAVSO averaged from 26 Apr 2021 to 19 May 2021 and mean U-B color from Herbst et al. (1994) ...</i></p> <p><i>results lie between 92% and 134% of model, consistent with normal variability</i></p> <p>Category=STAR</p> <p>Description=[PRE-MAIN SEQUENCE STAR, T TAURI STAR]</p> <p>Extended=NO</p>																													

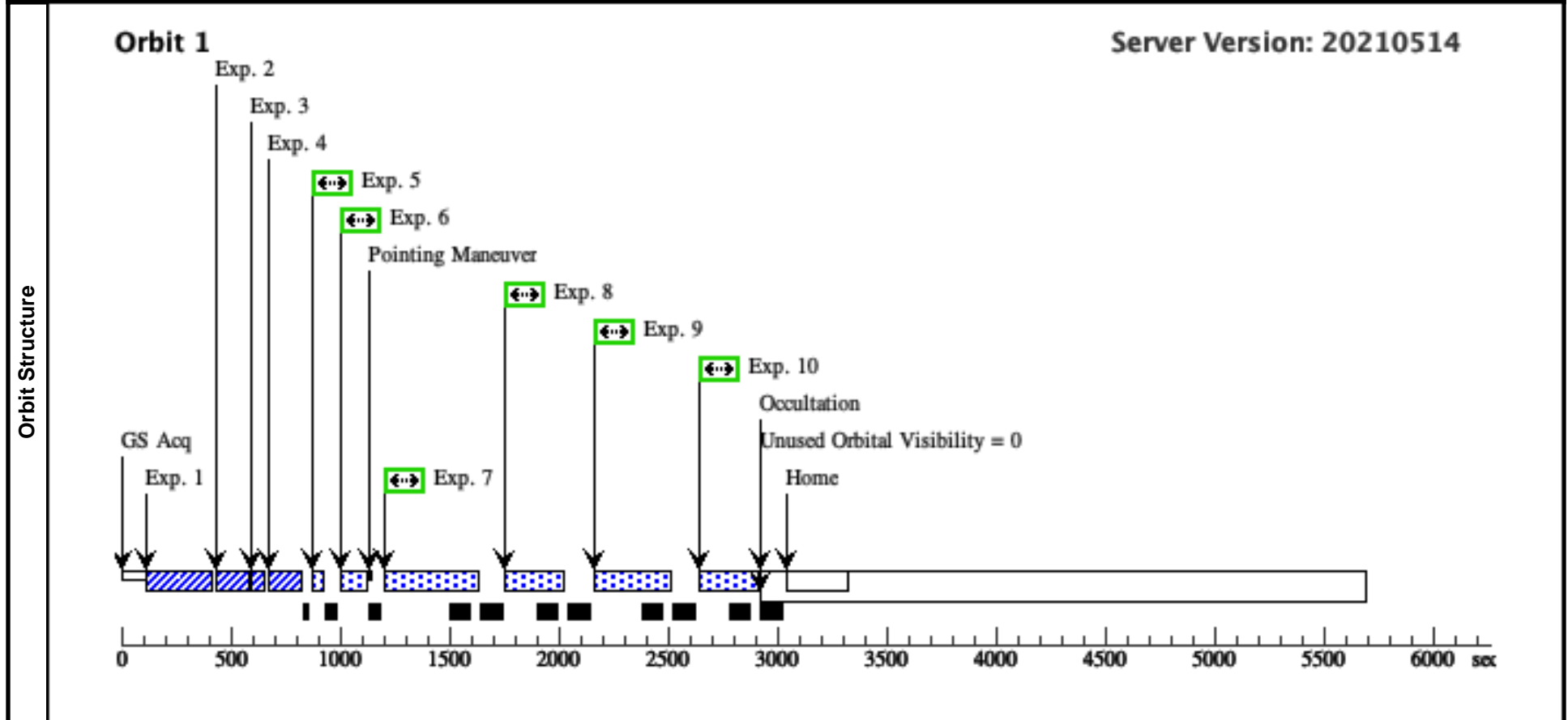


Proposal 16110 - V-RU-LUP-COS-7 (1I) - ULLYSES Monitoring Observations of the T Tauri Star RU Lup: First Epoch

#	Label (ETC Run)	Target	Config,Mode,Aperture	Spectral Els.	Opt. Params.	Special Reqs.	Groups	Exp. Time (Total)/[Actual Dur.]	Orbit	
Exposures	1	G230L PEA KXD (1517209)	(1) V-RU-LUP	COS/NUV, ACQ/PEAKXD, PSA	G230L 2950 A	STRIPE=DEF		1 Secs (1 Secs) [==>]	[1]	
	<p><i>Comments: ETC 1517209 with model spectrum rulup_lya2_etc.txt gives 0.3 sec, round up to 1 sec</i>  <i>For BOP check, ETC 1517210 with 4x model spectrum rulup_lya2_x4.00_etc.txt gives 47 cts/sec in brightest pixel and 22,010 cts/sec in brightest stripe. This exceeds the per-stripe count rate limit for irregularly variable sources, but the 4x case is designed to account for variability. It is below the per-stripe count rate limit of 30,000 cts/sec for nonvariable sources.</i></p>									
	2	G230L PEA KD (1517211)	(1) V-RU-LUP	COS/NUV, ACQ/PEAKD, PSA	G230L 2950 A	CENTER=FLUX-W T-FLR; NUM-POS=5; STEP-SIZE=0.9		1 Secs (1 Secs) [==>]	[1]	
	<p><i>Comments: ETC 1517211 with model spectrum rulup_lya2_etc.txt gives 0.2 sec, round up to 1 sec</i>  <i>For BOP check, ETC 1517212 with 4x model spectrum rulup_lya2_x4.00_etc.txt gives 47 cts/sec in brightest pixel and 22,010 cts/sec in brightest stripe. This exceeds the per-stripe count rate limit for irregularly variable sources, but the 4x case is designed to account for variability. It is below the per-stripe count rate limit of 30,000 cts/sec for nonvariable sources.</i></p>									
	3	G230L PEA KXD (1517209)	(1) V-RU-LUP	COS/NUV, ACQ/PEAKXD, PSA	G230L 2950 A	STRIPE=DEF		1 Secs (1 Secs) [==>]	[1]	
	<p><i>Comments: ETC 1517209 with model spectrum rulup_lya2_etc.txt gives 0.3 sec, round up to 1 sec</i>  <i>For BOP check, ETC 1517210 with 4x model spectrum rulup_lya2_x4.00_etc.txt gives 47 cts/sec in brightest pixel and 22,010 cts/sec in brightest stripe. This exceeds the per-stripe count rate limit for irregularly variable sources, but the 4x case is designed to account for variability. It is below the per-stripe count rate limit of 30,000 cts/sec for nonvariable sources.</i></p>									
	4	G230L PEA KD (1517211)	(1) V-RU-LUP	COS/NUV, ACQ/PEAKD, PSA	G230L 2950 A	CENTER=FLUX-W T-FLR; NUM-POS=5; STEP-SIZE=0.9		1 Secs (1 Secs) [==>]	[1]	
	<p><i>Comments: ETC 1517211 with model spectrum rulup_lya2_etc.txt gives 0.2 sec, round up to 1 sec</i>  <i>For BOP check, ETC 1517212 with 4x model spectrum rulup_lya2_x4.00_etc.txt gives 47 cts/sec in brightest pixel and 22,010 cts/sec in brightest stripe. This exceeds the per-stripe count rate limit for irregularly variable sources, but the 4x case is designed to account for variability. It is below the per-stripe count rate limit of 30,000 cts/sec for nonvariable sources.</i></p>									
5	G230L 2950 (1517213)	(1) V-RU-LUP	COS/NUV, TIME-TAG, PSA	G230L 2950 A	BUFFER-TIME=80; FP-POS=4		30 Secs (30 Secs) [==>]	[1]		
<p><i>Comments: ETC 1517213 with model spectrum rulup_lya2_etc.txt gives 19 sec to reach S/N = 20 at 2820 A, in the continuum near Mg II 2800. Round up to 30 sec.</i>  <i>For BOP check, ETC 1517214 with 4x model spectrum rulup_lya2_x4.00_etc.txt gives 47 cts/sec in brightest pixel and 22,010 cts/sec in brightest stripe. This exceeds the per-stripe count rate limit for irregularly variable sources, but the 4x case is designed to account for variability. It is below the per-stripe count rate limit of 30,000 cts/sec for nonvariable sources.</i>  <i>BUFFER-TIME set to 80 sec following COS IHB recommendation when exposure time &lt; 80 sec and ETC buffer time &gt; 80 sec.</i></p>										
6	G230L 2635 (1517215)	(1) V-RU-LUP	COS/NUV, TIME-TAG, PSA	G230L 2635 A	BUFFER-TIME=80; FP-POS=1		30 Secs (30 Secs) [==>]	[1]		
<p><i>Comments: ETC 1517215 with model spectrum rulup_lya2_etc.txt gives 19 sec to reach S/N = 20 at 2820 A, in the continuum near Mg II 2800. Round up to 30 sec.</i>  <i>For BOP check, ETC 1517216 with 4x model spectrum rulup_lya2_x4.00_etc.txt gives 47 cts/sec in brightest pixel and 24,480 cts/sec in brightest stripe. This exceeds the per-stripe count rate limit for irregularly variable sources, but the 4x case is designed to account for variability. It is below the per-stripe count rate limit of 30,000 cts/sec for nonvariable sources.</i>  <i>BUFFER-TIME set to 80 sec following COS IHB recommendation when exposure time &lt; 80 sec and ETC buffer time &gt; 80 sec.</i></p>										
7	G160M 158 9-3 (1517218)	(1) V-RU-LUP	COS/FUV, TIME-TAG, PSA	G160M 1589 A	BUFFER-TIME=11 0; FP-POS=3		219 Secs (219 Secs) [==>]	[1]		
<p><i>Comments: ETC 1517218 with archival spectrum lbgj530b0_etc.txt, a cenwave 1623 spectrum of this star, gives 550 sec to reach S/N = 30 at 1548 A, the peak of C IV. This is 138 sec per G160M exposure; expand to 219 sec to fill the orbit and account for the possibility of a faint state.</i>  <i>For BOP check, ETC 1517219 with 4x archival spectrum lbgj530b0_x4.00_etc.txt gives 0.18 cts/sec in brightest pixel and 1279 cts/sec in entire detector.</i>  <i>BUFFER-TIME set to 110 sec to guard against a bright state and reduce overheads.</i></p>										
8	G160M 158 9-4 (1517218)	(1) V-RU-LUP	COS/FUV, TIME-TAG, PSA	G160M 1589 A	BUFFER-TIME=11 0; FP-POS=4		220 Secs (220 Secs) [==>]	[1]		
<p><i>Comments: ETC 1517218 with archival spectrum lbgj530b0_etc.txt, a cenwave 1623 spectrum of this star, gives 550 sec to reach S/N = 30 at 1548 A, the peak of C IV. This is 138 sec per G160M exposure; expand to 220 sec to fill the orbit and account for the possibility of a faint state.</i>  <i>For BOP check, ETC 1517219 with 4x archival spectrum lbgj530b0_x4.00_etc.txt gives 0.18 cts/sec in brightest pixel and 1279 cts/sec in entire detector.</i>  <i>BUFFER-TIME set to 110 sec to guard against a bright state and reduce overheads.</i></p>										

Proposal 16110 - V-RU-LUP-COS-7 (1I) - ULLYSES Monitoring Observations of the T Tauri Star RU Lup: First Epoch

9	G160M 162 3-1 (1517220)	(1) V-RU-LUP	COS/FUV, TIME-TAG, PSA	G160M 1623 A	BUFFER-TIME=11 0; FP-POS=1	220 Secs (220 Secs) [==>]	[1]
<p>Comments: ETC 1517220 with archival spectrum lbgj530b0_etc.txt, a cenwave 1623 spectrum of this star, gives 549 sec to reach S/N = 30 at 1548 A, the peak of C IV. This is 138 sec per G160M exposure; expand to 220 sec to fill the orbit and account for the possibility of a faint state. For BOP check, ETC 1517221 with 4x archival spectrum lbgj530b0_x4.00_etc.txt gives 0.18 cts/sec in brightest pixel and 1458 cts/sec in entire detector. BUFFER-TIME set to 110 sec to guard against a bright state and reduce overheads.</p>							
10	G160M 162 (1517220)	(1) V-RU-LUP	COS/FUV, TIME-TAG, PSA	G160M 1623 A	BUFFER-TIME=11 0; FP-POS=2	220 Secs (220 Secs) [==>]	[1]
<p>Comments: ETC 1517220 with archival spectrum lbgj530b0_etc.txt, a cenwave 1623 spectrum of this star, gives 549 sec to reach S/N = 30 at 1548 A, the peak of C IV. This is 138 sec per G160M exposure; expand to 220 sec to fill the orbit and account for the possibility of a faint state. For BOP check, ETC 1517221 with 4x archival spectrum lbgj530b0_x4.00_etc.txt gives 0.18 cts/sec in brightest pixel and 1458 cts/sec in entire detector. BUFFER-TIME set to 110 sec to guard against a bright state and reduce overheads.</p>							



Proposal 16110 - V-RU-LUP-COS-8 (1J) - ULLYSES Monitoring Observations of the T Tauri Star RU Lup: First Epoch

Mon Aug 16 21:00:57 GMT 2021

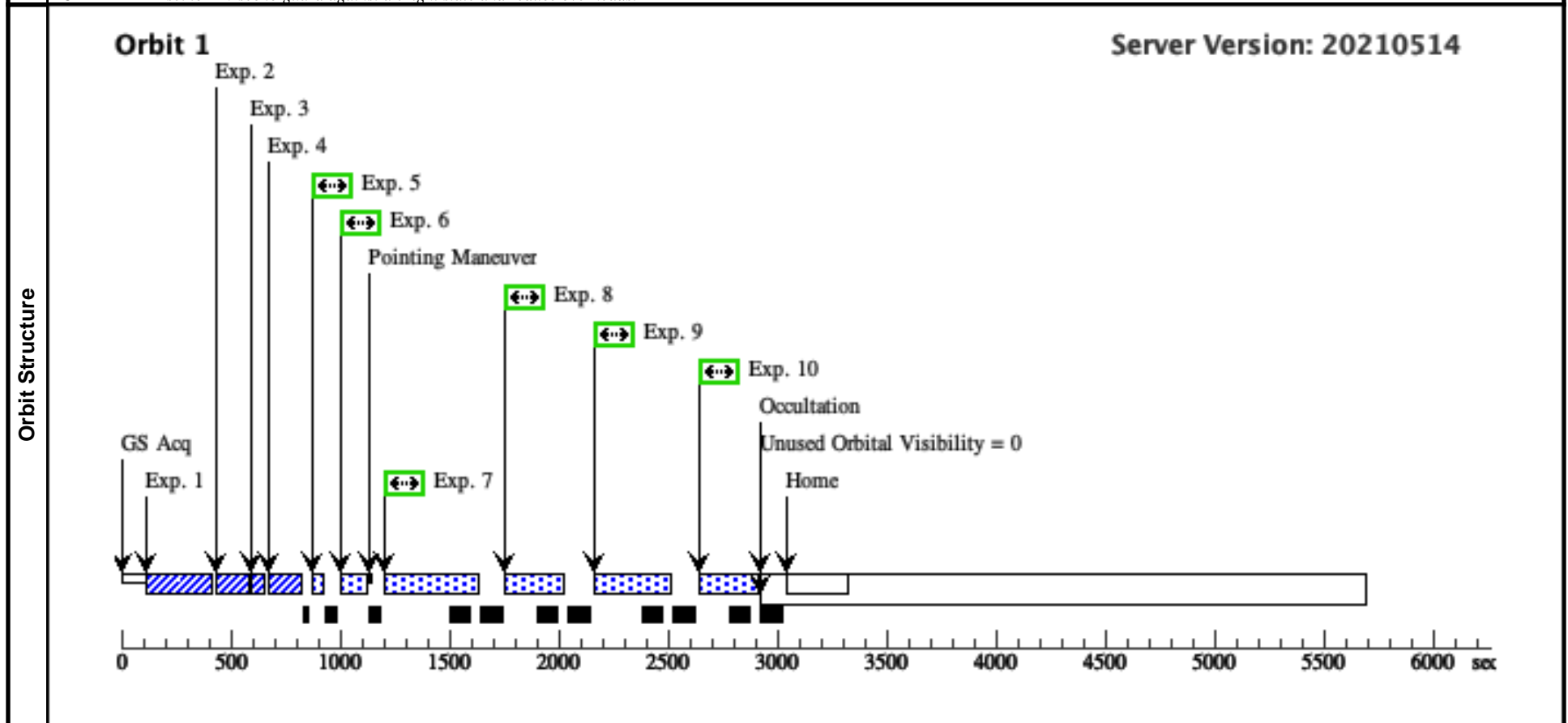
<b>Visit</b>	<p><b>Proposal 16110, V-RU-LUP-COS-8 (1J), scheduled</b></p> <p><b>Diagnostic Status: Warning</b></p> <p>Scientific Instruments: COS/FUV, COS/NUV</p> <p>Special Requirements: SCHED 100%; AFTER 1C BY 95.1 Orbits TO 101.3 Orbits</p> <p><i>Comments: vstatus; 1C; V-RU-LUP; P/COS approved for submission; P/WF 20/05/21 ; intrev: complete ; P/JRD 24/05/2021</i></p> <p><i>vcheck; Enter targ name &amp; Inst. &amp; Resp. Sci.; RU Lup ; COS ; WF</i></p> <p><i>vcheck; ETC numbers entered in APT?; yes</i></p> <p><i>vcheck; Any screening violations?; no</i></p> <p><i>vcheck; M-dwarf check complete and added to box folder?; N/A</i></p> <p><i>vcheck; S/N ETC calcs done &amp; documented?; yes</i></p> <p><i>vcheck; Field images checked &amp; saved?; yes</i></p> <p><i>vcheck; Selected ACQ strategy?; G230L/2950, repeated to guard against late GS acq</i></p> <p><i>vcheck; Possible ACQ or Sci spoilers?; No</i></p> <p><i>vcheck; Field BOT clear?; Yes. BOT complains about the target under the assumption it is an O5 star.</i></p> <p><i>vcheck; Visual BOT check for stars not in catalog?; nothing visible in DSS</i></p> <p><i>vcheck; Orbit packing finalized?; yes</i></p> <p><i>vcheck; Buffer times optimized?; yes</i></p> <p><i>vcheck; Verify visit grouping correct; yes</i></p> <p><i>vcheck; phase constraint for ground based observations added?; yes</i></p> <p><i>vcheck; BETWEENS for coordinated observations added?; yes (for XMM)</i></p> <p><i>vcheck; Is visit ready for int. review?; yes</i></p> <p><i>Allocated COS orbits = 12</i></p>																													
	<b>Diagnostics</b>	<p>(V-RU-LUP-COS-8 (1J)) Warning (Form): For the best data quality, it is strongly recommended that all four FP-POS positions be used when observing at a given COS CENWAVE setting.</p>																												
<b>Fixed Targets</b>	<table border="1"> <thead> <tr> <th>#</th> <th>Name</th> <th>Target Coordinates</th> <th>Targ. Coord. Corrections</th> <th>Fluxes</th> <th>Miscellaneous</th> </tr> </thead> <tbody> <tr> <td>(1)</td> <td>V-RU-LUP</td> <td>RA: 15 56 42.2959 (239.1762329d)</td> <td>Proper Motion RA: -9.744327991037346E-4 sec of time/yr</td> <td>V=9.6</td> <td>Reference Frame: ICRS</td> </tr> <tr> <td></td> <td>Alt Name1: 2MASS-J15564230-3749154</td> <td>Dec: -37 49 15.83 (-37.82106d)</td> <td>Proper Motion Dec: -0.023233999991134624 arcsec/yr</td> <td>SpT=K7, U=9.27,</td> <td></td> </tr> <tr> <td></td> <td>Alt Name2: HD142560</td> <td>Equinox: J2000</td> <td>Epoch of Position: 2015.5</td> <td>B=10.07, V=9.60, G=10.7107, J=8.732, H=7.824, K=7.138</td> <td></td> </tr> </tbody> </table>						#	Name	Target Coordinates	Targ. Coord. Corrections	Fluxes	Miscellaneous	(1)	V-RU-LUP	RA: 15 56 42.2959 (239.1762329d)	Proper Motion RA: -9.744327991037346E-4 sec of time/yr	V=9.6	Reference Frame: ICRS		Alt Name1: 2MASS-J15564230-3749154	Dec: -37 49 15.83 (-37.82106d)	Proper Motion Dec: -0.023233999991134624 arcsec/yr	SpT=K7, U=9.27,			Alt Name2: HD142560	Equinox: J2000	Epoch of Position: 2015.5	B=10.07, V=9.60, G=10.7107, J=8.732, H=7.824, K=7.138	
	#	Name	Target Coordinates	Targ. Coord. Corrections	Fluxes	Miscellaneous																								
(1)	V-RU-LUP	RA: 15 56 42.2959 (239.1762329d)	Proper Motion RA: -9.744327991037346E-4 sec of time/yr	V=9.6	Reference Frame: ICRS																									
	Alt Name1: 2MASS-J15564230-3749154	Dec: -37 49 15.83 (-37.82106d)	Proper Motion Dec: -0.023233999991134624 arcsec/yr	SpT=K7, U=9.27,																										
	Alt Name2: HD142560	Equinox: J2000	Epoch of Position: 2015.5	B=10.07, V=9.60, G=10.7107, J=8.732, H=7.824, K=7.138																										
	<p><i>Comments: This object was generated by the targetselector and retrieved from the SIMBAD database. Note that while SIMBAD classifies this as K7/M0, only one of many authors assigns this as a M star. K7 is the most commonly adopted designation, and some early authors even classify this as a G star. Alcalá et al. (2014, A&amp;A, 561, A2) properly account for the accretion excess emission from 0.3-2.5 microns and assign a spectral type of K7; this can be considered authoritative.</i></p> <p>-----</p> <p><i>tstatus; V-RU-LUP ; P/COS approved for submission; S/ins not started; P/WF 20/05/21; S/xx DD/MM/YY</i></p> <p><i>tcheck; APT/SIMBAD target names: ; HD 142560, HBC 251, 2MASS J15564230-3749154, Sz 83</i></p> <p><i>tcheck; Target info verification status?; OK</i></p> <p><i>tcheck; Coordinates &amp; P.M. verified, epoch checked?; yes</i></p> <p><i>tcheck; Adopted SED compared to Observations?; yes ...</i></p> <p><i>use BVRI photometry from AAVSO averaged from 26 Apr 2021 to 19 May 2021 and mean U-B color from Herbst et al. (1994) ...</i></p> <p><i>results lie between 92% and 134% of model, consistent with normal variability</i></p> <p>Category=STAR</p> <p>Description=[PRE-MAIN SEQUENCE STAR, T TAURI STAR]</p> <p>Extended=NO</p>																													

Proposal 16110 - V-RU-LUP-COS-8 (1J) - ULLYSES Monitoring Observations of the T Tauri Star RU Lup: First Epoch

#	Label (ETC Run)	Target	Config,Mode,Aperture	Spectral Els.	Opt. Params.	Special Reqs.	Groups	Exp. Time (Total)/[Actual Dur.]	Orbit	
Exposures	1	G230L PEA KXD (1517209)	(1) V-RU-LUP COS/NUV, ACQ/PEAKXD, PSA	G230L 2950 A	STRIPE=DEF			1 Secs (1 Secs) [==>]	[1]	
	<p><i>Comments: ETC 1517209 with model spectrum rulup_lya2_etc.txt gives 0.3 sec, round up to 1 sec For BOP check, ETC 1517210 with 4x model spectrum rulup_lya2_x4.00_etc.txt gives 47 cts/sec in brightest pixel and 22,010 cts/sec in brightest stripe. This exceeds the per-stripe count rate limit for irregularly variable sources, but the 4x case is designed to account for variability. It is below the per-stripe count rate limit of 30,000 cts/sec for nonvariable sources.</i></p>									
	2	G230L PEA KD (1517211)	(1) V-RU-LUP COS/NUV, ACQ/PEAKD, PSA	G230L 2950 A	CENTER=FLUX-W T-FLR; NUM-POS=5; STEP-SIZE=0.9			1 Secs (1 Secs) [==>]	[1]	
	<p><i>Comments: ETC 1517211 with model spectrum rulup_lya2_etc.txt gives 0.2 sec, round up to 1 sec For BOP check, ETC 1517212 with 4x model spectrum rulup_lya2_x4.00_etc.txt gives 47 cts/sec in brightest pixel and 22,010 cts/sec in brightest stripe. This exceeds the per-stripe count rate limit for irregularly variable sources, but the 4x case is designed to account for variability. It is below the per-stripe count rate limit of 30,000 cts/sec for nonvariable sources.</i></p>									
	3	G230L PEA KXD (1517209)	(1) V-RU-LUP COS/NUV, ACQ/PEAKXD, PSA	G230L 2950 A	STRIPE=DEF			1 Secs (1 Secs) [==>]	[1]	
	<p><i>Comments: ETC 1517209 with model spectrum rulup_lya2_etc.txt gives 0.3 sec, round up to 1 sec For BOP check, ETC 1517210 with 4x model spectrum rulup_lya2_x4.00_etc.txt gives 47 cts/sec in brightest pixel and 22,010 cts/sec in brightest stripe. This exceeds the per-stripe count rate limit for irregularly variable sources, but the 4x case is designed to account for variability. It is below the per-stripe count rate limit of 30,000 cts/sec for nonvariable sources.</i></p>									
	4	G230L PEA KD (1517211)	(1) V-RU-LUP COS/NUV, ACQ/PEAKD, PSA	G230L 2950 A	CENTER=FLUX-W T-FLR; NUM-POS=5; STEP-SIZE=0.9			1 Secs (1 Secs) [==>]	[1]	
	<p><i>Comments: ETC 1517211 with model spectrum rulup_lya2_etc.txt gives 0.2 sec, round up to 1 sec For BOP check, ETC 1517212 with 4x model spectrum rulup_lya2_x4.00_etc.txt gives 47 cts/sec in brightest pixel and 22,010 cts/sec in brightest stripe. This exceeds the per-stripe count rate limit for irregularly variable sources, but the 4x case is designed to account for variability. It is below the per-stripe count rate limit of 30,000 cts/sec for nonvariable sources.</i></p>									
5	G230L 2950 (1517213)	(1) V-RU-LUP COS/NUV, TIME-TAG, PSA	G230L 2950 A	BUFFER-TIME=80; FP-POS=4			30 Secs (30 Secs) [==>]	[1]		
<p><i>Comments: ETC 1517213 with model spectrum rulup_lya2_etc.txt gives 19 sec to reach S/N = 20 at 2820 A, in the continuum near Mg II 2800. Round up to 30 sec. For BOP check, ETC 1517214 with 4x model spectrum rulup_lya2_x4.00_etc.txt gives 47 cts/sec in brightest pixel and 22,010 cts/sec in brightest stripe. This exceeds the per-stripe count rate limit for irregularly variable sources, but the 4x case is designed to account for variability. It is below the per-stripe count rate limit of 30,000 cts/sec for nonvariable sources. BUFFER-TIME set to 80 sec following COS IHB recommendation when exposure time &lt; 80 sec and ETC buffer time &gt; 80 sec.</i></p>										
6	G230L 2635 (1517215)	(1) V-RU-LUP COS/NUV, TIME-TAG, PSA	G230L 2635 A	BUFFER-TIME=80; FP-POS=1			30 Secs (30 Secs) [==>]	[1]		
<p><i>Comments: ETC 1517215 with model spectrum rulup_lya2_etc.txt gives 19 sec to reach S/N = 20 at 2820 A, in the continuum near Mg II 2800. Round up to 30 sec. For BOP check, ETC 1517216 with 4x model spectrum rulup_lya2_x4.00_etc.txt gives 47 cts/sec in brightest pixel and 24,480 cts/sec in brightest stripe. This exceeds the per-stripe count rate limit for irregularly variable sources, but the 4x case is designed to account for variability. It is below the per-stripe count rate limit of 30,000 cts/sec for nonvariable sources. BUFFER-TIME set to 80 sec following COS IHB recommendation when exposure time &lt; 80 sec and ETC buffer time &gt; 80 sec.</i></p>										
7	G160M 158 9-3 (1517218)	(1) V-RU-LUP COS/FUV, TIME-TAG, PSA	G160M 1589 A	BUFFER-TIME=11 0; FP-POS=3			219 Secs (219 Secs) [==>]	[1]		
<p><i>Comments: ETC 1517218 with archival spectrum lbgj530b0_etc.txt, a cenwave 1623 spectrum of this star, gives 550 sec to reach S/N = 30 at 1548 A, the peak of C IV. This is 138 sec per G160M exposure; expand to 219 sec to fill the orbit and account for the possibility of a faint state. For BOP check, ETC 1517219 with 4x archival spectrum lbgj530b0_x4.00_etc.txt gives 0.18 cts/sec in brightest pixel and 1279 cts/sec in entire detector. BUFFER-TIME set to 110 sec to guard against a bright state and reduce overheads.</i></p>										
8	G160M 158 9-4 (1517218)	(1) V-RU-LUP COS/FUV, TIME-TAG, PSA	G160M 1589 A	BUFFER-TIME=11 0; FP-POS=4			220 Secs (220 Secs) [==>]	[1]		
<p><i>Comments: ETC 1517218 with archival spectrum lbgj530b0_etc.txt, a cenwave 1623 spectrum of this star, gives 550 sec to reach S/N = 30 at 1548 A, the peak of C IV. This is 138 sec per G160M exposure; expand to 220 sec to fill the orbit and account for the possibility of a faint state. For BOP check, ETC 1517219 with 4x archival spectrum lbgj530b0_x4.00_etc.txt gives 0.18 cts/sec in brightest pixel and 1279 cts/sec in entire detector. BUFFER-TIME set to 110 sec to guard against a bright state and reduce overheads.</i></p>										

Proposal 16110 - V-RU-LUP-COS-8 (1J) - ULLYSES Monitoring Observations of the T Tauri Star RU Lup: First Epoch

9	G160M 162 3-1 (1517220)	(1) V-RU-LUP	COS/FUV, TIME-TAG, PSA	G160M 1623 A	BUFFER-TIME=11 0; FP-POS=1	220 Secs (220 Secs) [==>]	[1]
<p>Comments: ETC 1517220 with archival spectrum lbgj530b0_etc.txt, a cenwave 1623 spectrum of this star, gives 549 sec to reach S/N = 30 at 1548 A, the peak of C IV. This is 138 sec per G160M exposure; expand to 220 sec to fill the orbit and account for the possibility of a faint state.                  For BOP check, ETC 1517221 with 4x archival spectrum lbgj530b0_x4.00_etc.txt gives 0.18 cts/sec in brightest pixel and 1458 cts/sec in entire detector.                  BUFFER-TIME set to 110 sec to guard against a bright state and reduce overheads.</p>							
10	G160M 162 3-2 (1517220)	(1) V-RU-LUP	COS/FUV, TIME-TAG, PSA	G160M 1623 A	BUFFER-TIME=11 0; FP-POS=2	220 Secs (220 Secs) [==>]	[1]
<p>Comments: ETC 1517220 with archival spectrum lbgj530b0_etc.txt, a cenwave 1623 spectrum of this star, gives 549 sec to reach S/N = 30 at 1548 A, the peak of C IV. This is 138 sec per G160M exposure; expand to 220 sec to fill the orbit and account for the possibility of a faint state.                  For BOP check, ETC 1517221 with 4x archival spectrum lbgj530b0_x4.00_etc.txt gives 0.18 cts/sec in brightest pixel and 1458 cts/sec in entire detector.                  BUFFER-TIME set to 110 sec to guard against a bright state and reduce overheads.</p>							



Proposal 16110 - V-RU-LUP-COS-9 (1K) - ULLYSES Monitoring Observations of the T Tauri Star RU Lup: First Epoch

Mon Aug 16 21:00:57 GMT 2021

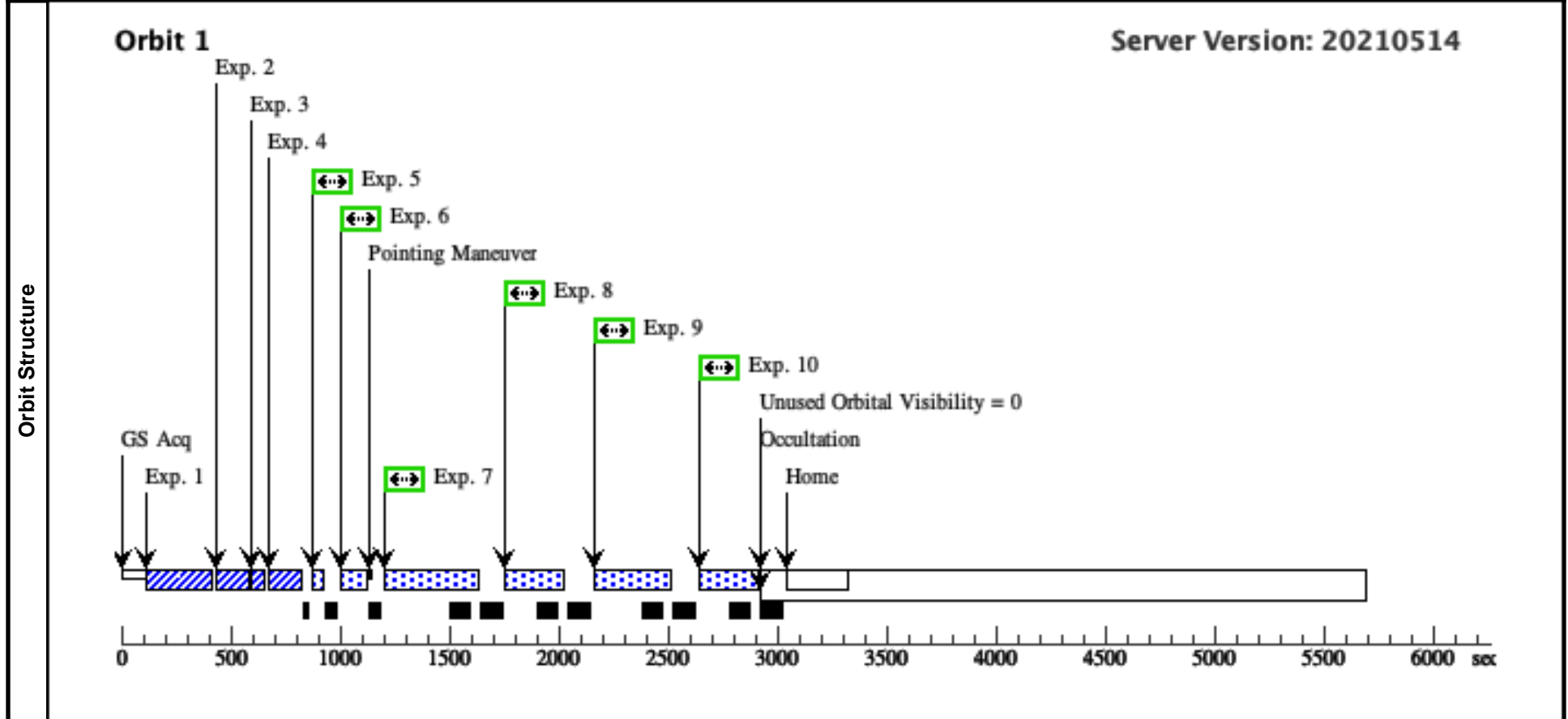
<b>Visit</b>	<p><b>Proposal 16110, V-RU-LUP-COS-9 (1K), scheduled</b></p> <p><b>Diagnostic Status: Warning</b></p> <p>Scientific Instruments: COS/FUV, COS/NUV</p> <p>Special Requirements: SCHED 100%; AFTER 1C BY 109.1 Orbits TO 115.3 Orbits</p> <p><i>Comments: vstatus; 1C; V-RU-LUP; P/COS approved for submission; P/WF 20/05/21 ; intrev: complete ; P/JRD 24/05/2021</i></p> <p><i>vcheck; Enter targ name &amp; Inst. &amp; Resp. Sci.; RU Lup ; COS ; WF</i></p> <p><i>vcheck; ETC numbers entered in APT?; yes</i></p> <p><i>vcheck; Any screening violations?; no</i></p> <p><i>vcheck; M-dwarf check complete and added to box folder?; N/A</i></p> <p><i>vcheck; S/N ETC calcs done &amp; documented?; yes</i></p> <p><i>vcheck; Field images checked &amp; saved?; yes</i></p> <p><i>vcheck; Selected ACQ strategy?; G230L/2950, repeated to guard against late GS acq</i></p> <p><i>vcheck; Possible ACQ or Sci spoilers?; No</i></p> <p><i>vcheck; Field BOT clear?; Yes. BOT complains about the target under the assumption it is an O5 star.</i></p> <p><i>vcheck; Visual BOT check for stars not in catalog?; nothing visible in DSS</i></p> <p><i>vcheck; Orbit packing finalized?; yes</i></p> <p><i>vcheck; Buffer times optimized?; yes</i></p> <p><i>vcheck; Verify visit grouping correct; yes</i></p> <p><i>vcheck; phase constraint for ground based observations added?; yes</i></p> <p><i>vcheck; BETWEENS for coordinated observations added?; yes (for XMM)</i></p> <p><i>vcheck; Is visit ready for int. review?; yes</i></p> <p><i>Allocated COS orbits = 12</i></p>																													
	<p><b>Diagnosics</b></p> <p>(V-RU-LUP-COS-9 (1K)) Warning (Form): For the best data quality, it is strongly recommended that all four FP-POS positions be used when observing at a given COS CENWAVE setting.</p>																													
<b>Fixed Targets</b>	<table border="1"> <thead> <tr> <th>#</th> <th>Name</th> <th>Target Coordinates</th> <th>Targ. Coord. Corrections</th> <th>Fluxes</th> <th>Miscellaneous</th> </tr> </thead> <tbody> <tr> <td>(1)</td> <td>V-RU-LUP</td> <td>RA: 15 56 42.2959 (239.1762329d)</td> <td>Proper Motion RA: -9.744327991037346E-4 sec of time/yr</td> <td>V=9.6</td> <td>Reference Frame: ICRS</td> </tr> <tr> <td></td> <td>Alt Name1: 2MASS-J15564230-3749154</td> <td>Dec: -37 49 15.83 (-37.82106d)</td> <td>Proper Motion Dec: -0.023233999991134624 arcsec/yr</td> <td>SpT=K7, U=9.27,</td> <td></td> </tr> <tr> <td></td> <td>Alt Name2: HD142560</td> <td>Equinox: J2000</td> <td>Epoch of Position: 2015.5</td> <td>B=10.07, V=9.60, G=10.7107, J=8.732, H=7.824, K=7.138</td> <td></td> </tr> </tbody> </table> <p><i>Comments: This object was generated by the targetselector and retrieved from the SIMBAD database. Note that while SIMBAD classifies this as K7/M0, only one of many authors assigns this as a M star. K7 is the most commonly adopted designation, and some early authors even classify this as a G star. Alcalá et al. (2014, A&amp;A, 561, A2) properly account for the accretion excess emission from 0.3-2.5 microns and assign a spectral type of K7; this can be considered authoritative.</i></p> <p>-----</p> <p><i>tstatus; V-RU-LUP ; P/COS approved for submission; S/ins not started; P/WF 20/05/21; S/xx DD/MM/YY</i></p> <p><i>tcheck; APT/SIMBAD target names: ; HD 142560, HBC 251, 2MASS J15564230-3749154, Sz 83</i></p> <p><i>tcheck; Target info verification status?; OK</i></p> <p><i>tcheck; Coordinates &amp; P.M. verified, epoch checked?; yes</i></p> <p><i>tcheck; Adopted SED compared to Observations?; yes ...</i></p> <p><i>use BVRI photometry from AAVSO averaged from 26 Apr 2021 to 19 May 2021 and mean U-B color from Herbst et al. (1994) ...</i></p> <p><i>results lie between 92% and 134% of model, consistent with normal variability</i></p> <p>Category=STAR</p> <p>Description=[PRE-MAIN SEQUENCE STAR, T TAURI STAR]</p> <p>Extended=NO</p>						#	Name	Target Coordinates	Targ. Coord. Corrections	Fluxes	Miscellaneous	(1)	V-RU-LUP	RA: 15 56 42.2959 (239.1762329d)	Proper Motion RA: -9.744327991037346E-4 sec of time/yr	V=9.6	Reference Frame: ICRS		Alt Name1: 2MASS-J15564230-3749154	Dec: -37 49 15.83 (-37.82106d)	Proper Motion Dec: -0.023233999991134624 arcsec/yr	SpT=K7, U=9.27,			Alt Name2: HD142560	Equinox: J2000	Epoch of Position: 2015.5	B=10.07, V=9.60, G=10.7107, J=8.732, H=7.824, K=7.138	
	#	Name	Target Coordinates	Targ. Coord. Corrections	Fluxes	Miscellaneous																								
(1)	V-RU-LUP	RA: 15 56 42.2959 (239.1762329d)	Proper Motion RA: -9.744327991037346E-4 sec of time/yr	V=9.6	Reference Frame: ICRS																									
	Alt Name1: 2MASS-J15564230-3749154	Dec: -37 49 15.83 (-37.82106d)	Proper Motion Dec: -0.023233999991134624 arcsec/yr	SpT=K7, U=9.27,																										
	Alt Name2: HD142560	Equinox: J2000	Epoch of Position: 2015.5	B=10.07, V=9.60, G=10.7107, J=8.732, H=7.824, K=7.138																										

Proposal 16110 - V-RU-LUP-COS-9 (1K) - ULLYSES Monitoring Observations of the T Tauri Star RU Lup: First Epoch

#	Label (ETC Run)	Target	Config,Mode,Aperture	Spectral Els.	Opt. Params.	Special Reqs.	Groups	Exp. Time (Total)/[Actual Dur.]	Orbit	
Exposures	1	G230L PEA KXD (1517209)	(1) V-RU-LUP COS/NUV, ACQ/PEAKXD, PSA	G230L 2950 A	STRIPE=DEF			1 Secs (1 Secs) [==>]	[1]	
	<p><i>Comments: ETC 1517209 with model spectrum rulup_lya2_etc.txt gives 0.3 sec, round up to 1 sec For BOP check, ETC 1517210 with 4x model spectrum rulup_lya2_x4.00_etc.txt gives 47 cts/sec in brightest pixel and 22,010 cts/sec in brightest stripe. This exceeds the per-stripe count rate limit for irregularly variable sources, but the 4x case is designed to account for variability. It is below the per-stripe count rate limit of 30,000 cts/sec for nonvariable sources.</i></p>									
	2	G230L PEA KD (1517211)	(1) V-RU-LUP COS/NUV, ACQ/PEAKD, PSA	G230L 2950 A	CENTER=FLUX-W T-FLR; NUM-POS=5; STEP-SIZE=0.9			1 Secs (1 Secs) [==>]	[1]	
	<p><i>Comments: ETC 1517211 with model spectrum rulup_lya2_etc.txt gives 0.2 sec, round up to 1 sec For BOP check, ETC 1517212 with 4x model spectrum rulup_lya2_x4.00_etc.txt gives 47 cts/sec in brightest pixel and 22,010 cts/sec in brightest stripe. This exceeds the per-stripe count rate limit for irregularly variable sources, but the 4x case is designed to account for variability. It is below the per-stripe count rate limit of 30,000 cts/sec for nonvariable sources.</i></p>									
	3	G230L PEA KXD (1517209)	(1) V-RU-LUP COS/NUV, ACQ/PEAKXD, PSA	G230L 2950 A	STRIPE=DEF			1 Secs (1 Secs) [==>]	[1]	
	<p><i>Comments: ETC 1517209 with model spectrum rulup_lya2_etc.txt gives 0.3 sec, round up to 1 sec For BOP check, ETC 1517210 with 4x model spectrum rulup_lya2_x4.00_etc.txt gives 47 cts/sec in brightest pixel and 22,010 cts/sec in brightest stripe. This exceeds the per-stripe count rate limit for irregularly variable sources, but the 4x case is designed to account for variability. It is below the per-stripe count rate limit of 30,000 cts/sec for nonvariable sources.</i></p>									
	4	G230L PEA KD (1517211)	(1) V-RU-LUP COS/NUV, ACQ/PEAKD, PSA	G230L 2950 A	CENTER=FLUX-W T-FLR; NUM-POS=5; STEP-SIZE=0.9			1 Secs (1 Secs) [==>]	[1]	
	<p><i>Comments: ETC 1517211 with model spectrum rulup_lya2_etc.txt gives 0.2 sec, round up to 1 sec For BOP check, ETC 1517212 with 4x model spectrum rulup_lya2_x4.00_etc.txt gives 47 cts/sec in brightest pixel and 22,010 cts/sec in brightest stripe. This exceeds the per-stripe count rate limit for irregularly variable sources, but the 4x case is designed to account for variability. It is below the per-stripe count rate limit of 30,000 cts/sec for nonvariable sources.</i></p>									
5	G230L 2950 (1517213)	(1) V-RU-LUP COS/NUV, TIME-TAG, PSA	G230L 2950 A	BUFFER-TIME=80; FP-POS=4			30 Secs (30 Secs) [==>]	[1]		
<p><i>Comments: ETC 1517213 with model spectrum rulup_lya2_etc.txt gives 19 sec to reach S/N = 20 at 2820 A, in the continuum near Mg II 2800. Round up to 30 sec. For BOP check, ETC 1517214 with 4x model spectrum rulup_lya2_x4.00_etc.txt gives 47 cts/sec in brightest pixel and 22,010 cts/sec in brightest stripe. This exceeds the per-stripe count rate limit for irregularly variable sources, but the 4x case is designed to account for variability. It is below the per-stripe count rate limit of 30,000 cts/sec for nonvariable sources. BUFFER-TIME set to 80 sec following COS IHB recommendation when exposure time &lt; 80 sec and ETC buffer time &gt; 80 sec.</i></p>										
6	G230L 2635 (1517215)	(1) V-RU-LUP COS/NUV, TIME-TAG, PSA	G230L 2635 A	BUFFER-TIME=80; FP-POS=1			30 Secs (30 Secs) [==>]	[1]		
<p><i>Comments: ETC 1517215 with model spectrum rulup_lya2_etc.txt gives 19 sec to reach S/N = 20 at 2820 A, in the continuum near Mg II 2800. Round up to 30 sec. For BOP check, ETC 1517216 with 4x model spectrum rulup_lya2_x4.00_etc.txt gives 47 cts/sec in brightest pixel and 24,480 cts/sec in brightest stripe. This exceeds the per-stripe count rate limit for irregularly variable sources, but the 4x case is designed to account for variability. It is below the per-stripe count rate limit of 30,000 cts/sec for nonvariable sources. BUFFER-TIME set to 80 sec following COS IHB recommendation when exposure time &lt; 80 sec and ETC buffer time &gt; 80 sec.</i></p>										
7	G160M 158 9-3 (1517218)	(1) V-RU-LUP COS/FUV, TIME-TAG, PSA	G160M 1589 A	BUFFER-TIME=11 0; FP-POS=3			219 Secs (219 Secs) [==>]	[1]		
<p><i>Comments: ETC 1517218 with archival spectrum lbgj530b0_etc.txt, a cenwave 1623 spectrum of this star, gives 550 sec to reach S/N = 30 at 1548 A, the peak of C IV. This is 138 sec per G160M exposure; expand to 219 sec to fill the orbit and account for the possibility of a faint state. For BOP check, ETC 1517219 with 4x archival spectrum lbgj530b0_x4.00_etc.txt gives 0.18 cts/sec in brightest pixel and 1279 cts/sec in entire detector. BUFFER-TIME set to 110 sec to guard against a bright state and reduce overheads.</i></p>										
8	G160M 158 9-4 (1517218)	(1) V-RU-LUP COS/FUV, TIME-TAG, PSA	G160M 1589 A	BUFFER-TIME=11 0; FP-POS=4			220 Secs (220 Secs) [==>]	[1]		
<p><i>Comments: ETC 1517218 with archival spectrum lbgj530b0_etc.txt, a cenwave 1623 spectrum of this star, gives 550 sec to reach S/N = 30 at 1548 A, the peak of C IV. This is 138 sec per G160M exposure; expand to 220 sec to fill the orbit and account for the possibility of a faint state. For BOP check, ETC 1517219 with 4x archival spectrum lbgj530b0_x4.00_etc.txt gives 0.18 cts/sec in brightest pixel and 1279 cts/sec in entire detector. BUFFER-TIME set to 110 sec to guard against a bright state and reduce overheads.</i></p>										

Proposal 16110 - V-RU-LUP-COS-9 (1K) - ULLYSES Monitoring Observations of the T Tauri Star RU Lup: First Epoch

9	G160M 162 3-1 (1517220)	(1) V-RU-LUP	COS/FUV, TIME-TAG, PSA	G160M 1623 A	BUFFER-TIME=11 0; FP-POS=1	220 Secs (220 Secs) [==>]	[1]
<p>Comments: ETC 1517220 with archival spectrum lbgj530b0_etc.txt, a cenwave 1623 spectrum of this star, gives 549 sec to reach S/N = 30 at 1548 A, the peak of C IV. This is 138 sec per G160M exposure; expand to 220 sec to fill the orbit and account for the possibility of a faint state.                  For BOP check, ETC 1517221 with 4x archival spectrum lbgj530b0_x4.00_etc.txt gives 0.18 cts/sec in brightest pixel and 1458 cts/sec in entire detector.                  BUFFER-TIME set to 110 sec to guard against a bright state and reduce overheads.</p>							
10	G160M 162 3-2 (1517220)	(1) V-RU-LUP	COS/FUV, TIME-TAG, PSA	G160M 1623 A	BUFFER-TIME=11 0; FP-POS=2	220 Secs (220 Secs) [==>]	[1]
<p>Comments: ETC 1517220 with archival spectrum lbgj530b0_etc.txt, a cenwave 1623 spectrum of this star, gives 549 sec to reach S/N = 30 at 1548 A, the peak of C IV. This is 138 sec per G160M exposure; expand to 220 sec to fill the orbit and account for the possibility of a faint state.                  For BOP check, ETC 1517221 with 4x archival spectrum lbgj530b0_x4.00_etc.txt gives 0.18 cts/sec in brightest pixel and 1458 cts/sec in entire detector.                  BUFFER-TIME set to 110 sec to guard against a bright state and reduce overheads.</p>							





Proposal 16110 - V-RU-LUP-COS-10 (1L) - ULLYSES Monitoring Observations of the T Tauri Star RU Lup: First Epoch

Mon Aug 16 21:00:57 GMT 2021

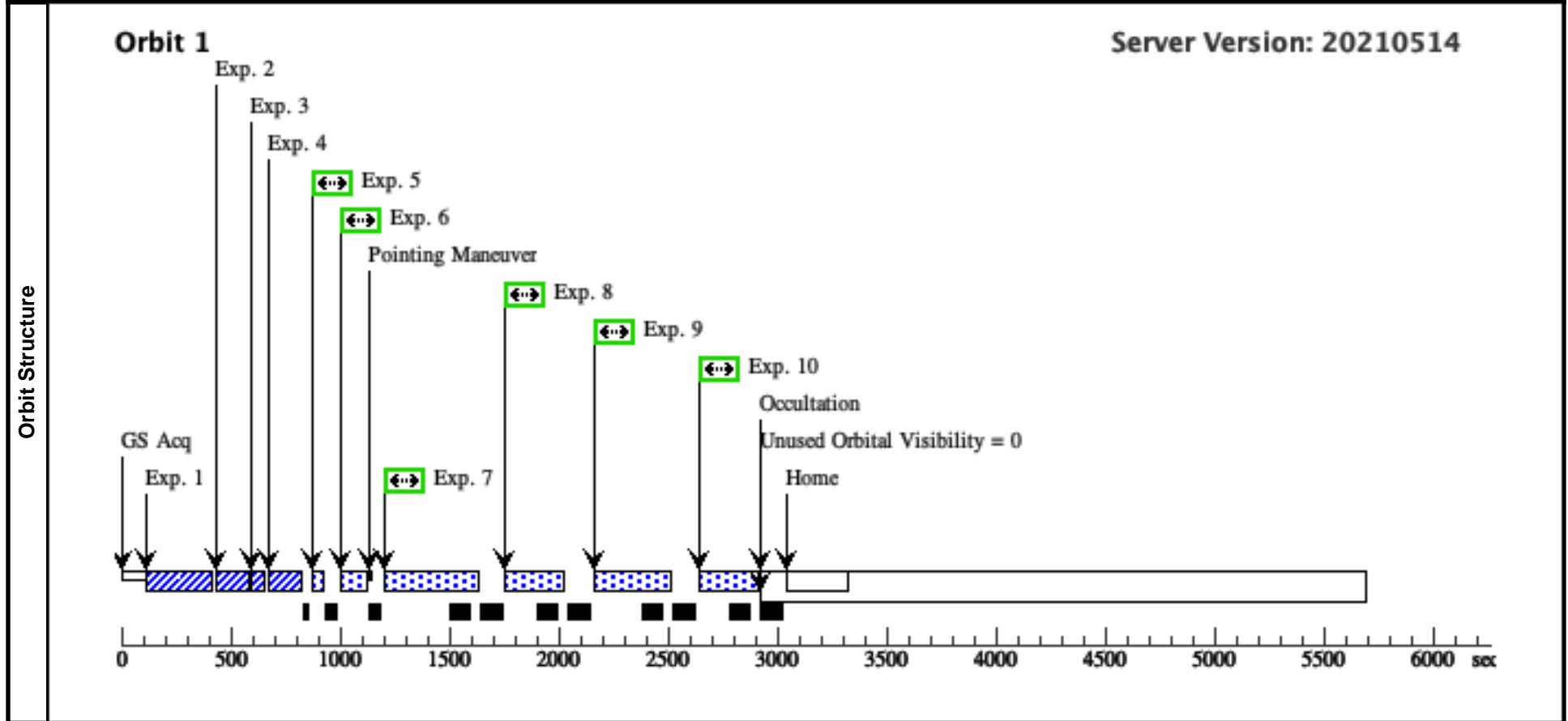
<b>Visit</b>	<p><b>Proposal 16110, V-RU-LUP-COS-10 (1L), scheduled</b></p> <p><b>Diagnostic Status: Warning</b></p> <p>Scientific Instruments: COS/FUV, COS/NUV</p> <p>Special Requirements: SCHED 100%; AFTER 1C BY 123.2 Orbits TO 129.4 Orbits</p> <p><i>Comments: vstatus; 1C; V-RU-LUP; P/COS approved for submission; P/WF 20/05/21 ;intrev: complete ; P/JRD 24/05/2021</i></p> <p><i>vcheck; Enter targ name &amp; Inst. &amp; Resp. Sci.; RU Lup ; COS ; WF</i></p> <p><i>vcheck; ETC numbers entered in APT?; yes</i></p> <p><i>vcheck; Any screening violations?; no</i></p> <p><i>vcheck; M-dwarf check complete and added to box folder?; N/A</i></p> <p><i>vcheck; S/N ETC calcs done &amp; documented?; yes</i></p> <p><i>vcheck; Field images checked &amp; saved?; yes</i></p> <p><i>vcheck; Selected ACQ strategy?; G230L/2950, repeated to guard against late GS acq</i></p> <p><i>vcheck; Possible ACQ or Sci spoilers?; No</i></p> <p><i>vcheck; Field BOT clear?; Yes. BOT complains about the target under the assumption it is an O5 star.</i></p> <p><i>vcheck; Visual BOT check for stars not in catalog?; nothing visible in DSS</i></p> <p><i>vcheck; Orbit packing finalized?; yes</i></p> <p><i>vcheck; Buffer times optimized?; yes</i></p> <p><i>vcheck; Verify visit grouping correct; yes</i></p> <p><i>vcheck; phase constraint for ground based observations added?; yes</i></p> <p><i>vcheck; BETWEENS for coordinated observations added?; yes (for XMM)</i></p> <p><i>vcheck; Is visit ready for int. review?; yes</i></p> <p><i>Allocated COS orbits = 12</i></p>																													
	<b>Diagnostics</b>	<p>(V-RU-LUP-COS-10 (1L)) Warning (Form): For the best data quality, it is strongly recommended that all four FP-POS positions be used when observing at a given COS CENWAVE setting.</p>																												
<b>Fixed Targets</b>	<table border="1"> <thead> <tr> <th>#</th> <th>Name</th> <th>Target Coordinates</th> <th>Targ. Coord. Corrections</th> <th>Fluxes</th> <th>Miscellaneous</th> </tr> </thead> <tbody> <tr> <td>(1)</td> <td>V-RU-LUP</td> <td>RA: 15 56 42.2959 (239.1762329d)</td> <td>Proper Motion RA: -9.744327991037346E-4 sec of time/yr</td> <td>V=9.6</td> <td>Reference Frame: ICRS</td> </tr> <tr> <td></td> <td>Alt Name1: 2MASS-J15564230-3749154</td> <td>Dec: -37 49 15.83 (-37.82106d)</td> <td>Proper Motion Dec: -0.023233999991134624 arcsec/yr</td> <td>SpT=K7, U=9.27,</td> <td></td> </tr> <tr> <td></td> <td>Alt Name2: HD142560</td> <td>Equinox: J2000</td> <td>Epoch of Position: 2015.5</td> <td>B=10.07, V=9.60, G=10.7107, J=8.732, H=7.824, K=7.138</td> <td></td> </tr> </tbody> </table>						#	Name	Target Coordinates	Targ. Coord. Corrections	Fluxes	Miscellaneous	(1)	V-RU-LUP	RA: 15 56 42.2959 (239.1762329d)	Proper Motion RA: -9.744327991037346E-4 sec of time/yr	V=9.6	Reference Frame: ICRS		Alt Name1: 2MASS-J15564230-3749154	Dec: -37 49 15.83 (-37.82106d)	Proper Motion Dec: -0.023233999991134624 arcsec/yr	SpT=K7, U=9.27,			Alt Name2: HD142560	Equinox: J2000	Epoch of Position: 2015.5	B=10.07, V=9.60, G=10.7107, J=8.732, H=7.824, K=7.138	
	#	Name	Target Coordinates	Targ. Coord. Corrections	Fluxes	Miscellaneous																								
(1)	V-RU-LUP	RA: 15 56 42.2959 (239.1762329d)	Proper Motion RA: -9.744327991037346E-4 sec of time/yr	V=9.6	Reference Frame: ICRS																									
	Alt Name1: 2MASS-J15564230-3749154	Dec: -37 49 15.83 (-37.82106d)	Proper Motion Dec: -0.023233999991134624 arcsec/yr	SpT=K7, U=9.27,																										
	Alt Name2: HD142560	Equinox: J2000	Epoch of Position: 2015.5	B=10.07, V=9.60, G=10.7107, J=8.732, H=7.824, K=7.138																										
	<p><i>Comments: This object was generated by the targetselector and retrieved from the SIMBAD database. Note that while SIMBAD classifies this as K7/M0, only one of many authors assigns this as a M star. K7 is the most commonly adopted designation, and some early authors even classify this as a G star. Alcalá et al. (2014, A&amp;A, 561, A2) properly account for the accretion excess emission from 0.3-2.5 microns and assign a spectral type of K7; this can be considered authoritative.</i></p> <p>-----</p> <p><i>tstatus; V-RU-LUP ; P/COS approved for submission; S/ins not started; P/WF 20/05/21; S/xx DD/MM/YY</i></p> <p><i>tcheck; APT/SIMBAD target names: ; HD 142560, HBC 251, 2MASS J15564230-3749154, Sz 83</i></p> <p><i>tcheck; Target info verification status?; OK</i></p> <p><i>tcheck; Coordinates &amp; P.M. verified, epoch checked?; yes</i></p> <p><i>tcheck; Adopted SED compared to Observations?; yes ...</i></p> <p><i>use BVRI photometry from AAVSO averaged from 26 Apr 2021 to 19 May 2021 and mean U-B color from Herbst et al. (1994) ...</i></p> <p><i>results lie between 92% and 134% of model, consistent with normal variability</i></p> <p>Category=STAR</p> <p>Description=[PRE-MAIN SEQUENCE STAR, T TAURI STAR]</p> <p>Extended=NO</p>																													

Proposal 16110 - V-RU-LUP-COS-10 (1L) - ULLYSES Monitoring Observations of the T Tauri Star RU Lup: First Epoch

#	Label (ETC Run)	Target	Config,Mode,Aperture	Spectral Els.	Opt. Params.	Special Reqs.	Groups	Exp. Time (Total)/[Actual Dur.]	Orbit
Exposures	1	G230L PEA KXD (1517209)	(1) V-RU-LUP COS/NUV, ACQ/PEAKXD, PSA	G230L 2950 A	STRIPE=DEF			1 Secs (1 Secs) [==>]	[1]
	<p><i>Comments: ETC 1517209 with model spectrum rulup_lya2_etc.txt gives 0.3 sec, round up to 1 sec For BOP check, ETC 1517210 with 4x model spectrum rulup_lya2_x4.00_etc.txt gives 47 cts/sec in brightest pixel and 22,010 cts/sec in brightest stripe. This exceeds the per-stripe count rate limit for irregularly variable sources, but the 4x case is designed to account for variability. It is below the per-stripe count rate limit of 30,000 cts/sec for nonvariable sources.</i></p>								
	2	G230L PEA KD (1517211)	(1) V-RU-LUP COS/NUV, ACQ/PEAKD, PSA	G230L 2950 A	CENTER=FLUX-W T-FLR; NUM-POS=5; STEP-SIZE=0.9			1 Secs (1 Secs) [==>]	[1]
	<p><i>Comments: ETC 1517211 with model spectrum rulup_lya2_etc.txt gives 0.2 sec, round up to 1 sec For BOP check, ETC 1517212 with 4x model spectrum rulup_lya2_x4.00_etc.txt gives 47 cts/sec in brightest pixel and 22,010 cts/sec in brightest stripe. This exceeds the per-stripe count rate limit for irregularly variable sources, but the 4x case is designed to account for variability. It is below the per-stripe count rate limit of 30,000 cts/sec for nonvariable sources.</i></p>								
	3	G230L PEA KXD (1517209)	(1) V-RU-LUP COS/NUV, ACQ/PEAKXD, PSA	G230L 2950 A	STRIPE=DEF			1 Secs (1 Secs) [==>]	[1]
	<p><i>Comments: ETC 1517209 with model spectrum rulup_lya2_etc.txt gives 0.3 sec, round up to 1 sec For BOP check, ETC 1517210 with 4x model spectrum rulup_lya2_x4.00_etc.txt gives 47 cts/sec in brightest pixel and 22,010 cts/sec in brightest stripe. This exceeds the per-stripe count rate limit for irregularly variable sources, but the 4x case is designed to account for variability. It is below the per-stripe count rate limit of 30,000 cts/sec for nonvariable sources.</i></p>								
	4	G230L PEA KD (1517211)	(1) V-RU-LUP COS/NUV, ACQ/PEAKD, PSA	G230L 2950 A	CENTER=FLUX-W T-FLR; NUM-POS=5; STEP-SIZE=0.9			1 Secs (1 Secs) [==>]	[1]
	<p><i>Comments: ETC 1517211 with model spectrum rulup_lya2_etc.txt gives 0.2 sec, round up to 1 sec For BOP check, ETC 1517212 with 4x model spectrum rulup_lya2_x4.00_etc.txt gives 47 cts/sec in brightest pixel and 22,010 cts/sec in brightest stripe. This exceeds the per-stripe count rate limit for irregularly variable sources, but the 4x case is designed to account for variability. It is below the per-stripe count rate limit of 30,000 cts/sec for nonvariable sources.</i></p>								
5	G230L 2950 (1517213)	(1) V-RU-LUP COS/NUV, TIME-TAG, PSA	G230L 2950 A	BUFFER-TIME=80; FP-POS=4			30 Secs (30 Secs) [==>]	[1]	
<p><i>Comments: ETC 1517213 with model spectrum rulup_lya2_etc.txt gives 19 sec to reach S/N = 20 at 2820 A, in the continuum near Mg II 2800. Round up to 30 sec. For BOP check, ETC 1517214 with 4x model spectrum rulup_lya2_x4.00_etc.txt gives 47 cts/sec in brightest pixel and 22,010 cts/sec in brightest stripe. This exceeds the per-stripe count rate limit for irregularly variable sources, but the 4x case is designed to account for variability. It is below the per-stripe count rate limit of 30,000 cts/sec for nonvariable sources. BUFFER-TIME set to 80 sec following COS IHB recommendation when exposure time &lt; 80 sec and ETC buffer time &gt; 80 sec.</i></p>									
6	G230L 2635 (1517215)	(1) V-RU-LUP COS/NUV, TIME-TAG, PSA	G230L 2635 A	BUFFER-TIME=80; FP-POS=1			30 Secs (30 Secs) [==>]	[1]	
<p><i>Comments: ETC 1517215 with model spectrum rulup_lya2_etc.txt gives 19 sec to reach S/N = 20 at 2820 A, in the continuum near Mg II 2800. Round up to 30 sec. For BOP check, ETC 1517216 with 4x model spectrum rulup_lya2_x4.00_etc.txt gives 47 cts/sec in brightest pixel and 24,480 cts/sec in brightest stripe. This exceeds the per-stripe count rate limit for irregularly variable sources, but the 4x case is designed to account for variability. It is below the per-stripe count rate limit of 30,000 cts/sec for nonvariable sources. BUFFER-TIME set to 80 sec following COS IHB recommendation when exposure time &lt; 80 sec and ETC buffer time &gt; 80 sec.</i></p>									
7	G160M 158 9-3 (1517218)	(1) V-RU-LUP COS/FUV, TIME-TAG, PSA	G160M 1589 A	BUFFER-TIME=11 0; FP-POS=3			219 Secs (219 Secs) [==>]	[1]	
<p><i>Comments: ETC 1517218 with archival spectrum lbgj530b0_etc.txt, a cenwave 1623 spectrum of this star, gives 550 sec to reach S/N = 30 at 1548 A, the peak of C IV. This is 138 sec per G160M exposure; expand to 219 sec to fill the orbit and account for the possibility of a faint state. For BOP check, ETC 1517219 with 4x archival spectrum lbgj530b0_x4.00_etc.txt gives 0.18 cts/sec in brightest pixel and 1279 cts/sec in entire detector. BUFFER-TIME set to 110 sec to guard against a bright state and reduce overheads.</i></p>									
8	G160M 158 9-4 (1517218)	(1) V-RU-LUP COS/FUV, TIME-TAG, PSA	G160M 1589 A	BUFFER-TIME=11 0; FP-POS=4			220 Secs (220 Secs) [==>]	[1]	
<p><i>Comments: ETC 1517218 with archival spectrum lbgj530b0_etc.txt, a cenwave 1623 spectrum of this star, gives 550 sec to reach S/N = 30 at 1548 A, the peak of C IV. This is 138 sec per G160M exposure; expand to 220 sec to fill the orbit and account for the possibility of a faint state. For BOP check, ETC 1517219 with 4x archival spectrum lbgj530b0_x4.00_etc.txt gives 0.18 cts/sec in brightest pixel and 1279 cts/sec in entire detector. BUFFER-TIME set to 110 sec to guard against a bright state and reduce overheads.</i></p>									

Proposal 16110 - V-RU-LUP-COS-10 (1L) - ULLYSES Monitoring Observations of the T Tauri Star RU Lup: First Epoch

9	G160M 162 3-1 (1517220)	(1) V-RU-LUP	COS/FUV, TIME-TAG, PSA	G160M 1623 A	BUFFER-TIME=11 0; FP-POS=1	220 Secs (220 Secs) [==>]	[1]
<p>Comments: ETC 1517220 with archival spectrum lbgj530b0_etc.txt, a cenwave 1623 spectrum of this star, gives 549 sec to reach S/N = 30 at 1548 A, the peak of C IV. This is 138 sec per G160M exposure; expand to 220 sec to fill the orbit and account for the possibility of a faint state.                  For BOP check, ETC 1517221 with 4x archival spectrum lbgj530b0_x4.00_etc.txt gives 0.18 cts/sec in brightest pixel and 1458 cts/sec in entire detector.                  BUFFER-TIME set to 110 sec to guard against a bright state and reduce overheads.</p>							
10	G160M 162 3-2 (1517220)	(1) V-RU-LUP	COS/FUV, TIME-TAG, PSA	G160M 1623 A	BUFFER-TIME=11 0; FP-POS=2	220 Secs (220 Secs) [==>]	[1]
<p>Comments: ETC 1517220 with archival spectrum lbgj530b0_etc.txt, a cenwave 1623 spectrum of this star, gives 549 sec to reach S/N = 30 at 1548 A, the peak of C IV. This is 138 sec per G160M exposure; expand to 220 sec to fill the orbit and account for the possibility of a faint state.                  For BOP check, ETC 1517221 with 4x archival spectrum lbgj530b0_x4.00_etc.txt gives 0.18 cts/sec in brightest pixel and 1458 cts/sec in entire detector.                  BUFFER-TIME set to 110 sec to guard against a bright state and reduce overheads.</p>							



Proposal 16110 - V-RU-LUP-COS-11 (1M) - ULLYSES Monitoring Observations of the T Tauri Star RU Lup: First Epoch

Mon Aug 16 21:00:58 GMT 2021

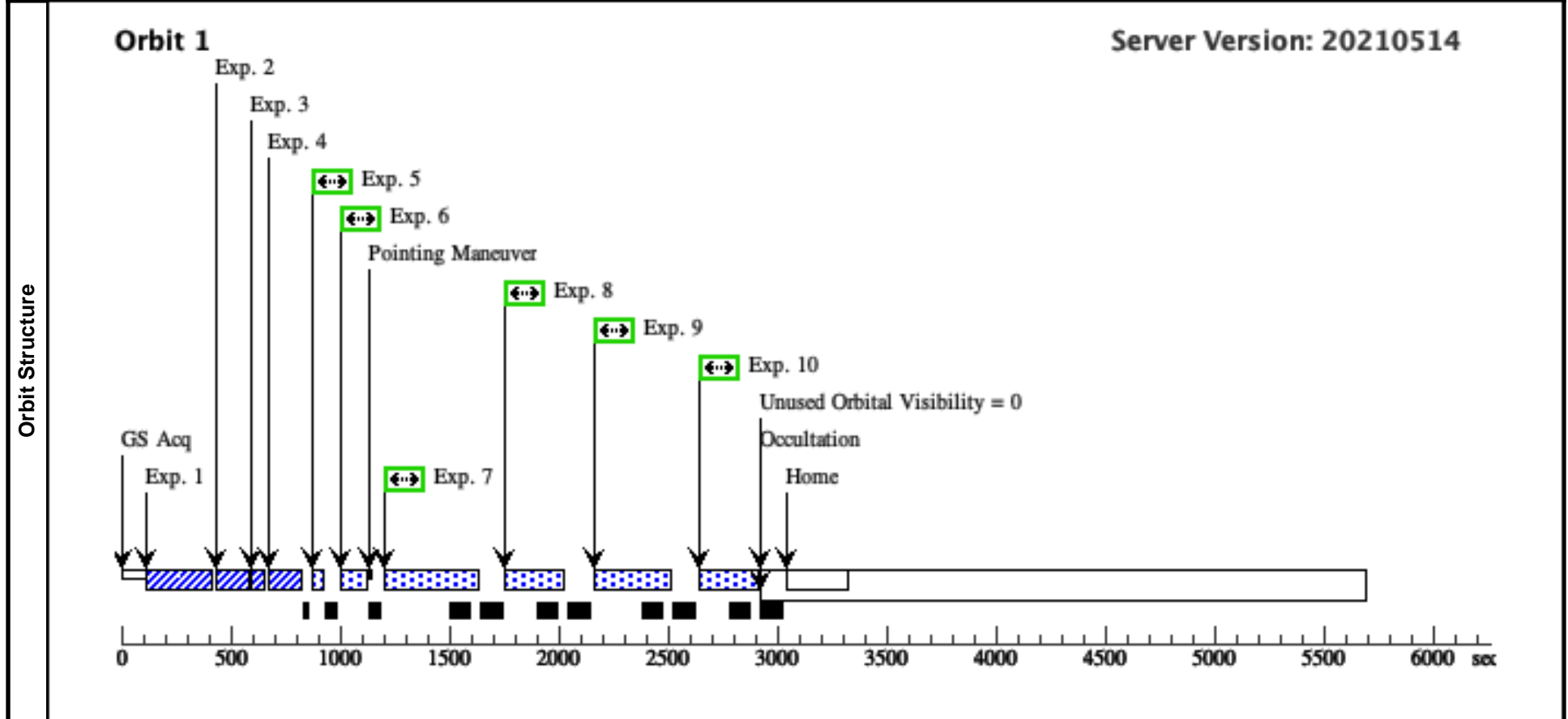
<b>Visit</b>	<p><b>Proposal 16110, V-RU-LUP-COS-11 (1M), scheduled</b></p> <p><b>Diagnostic Status: Warning</b></p> <p>Scientific Instruments: COS/FUV, COS/NUV</p> <p>Special Requirements: SCHED 100%; AFTER 1C BY 137.2 Orbits TO 143.4 Orbits</p> <p><i>Comments: vstatus; 1C; V-RU-LUP; P/COS approved for submission; P/WF 20/05/21 ; intrev: complete ; P/JRD 24/05/2021</i></p> <p><i>vcheck; Enter targ name &amp; Inst. &amp; Resp. Sci.; RU Lup ; COS ; WF</i></p> <p><i>vcheck; ETC numbers entered in APT?; yes</i></p> <p><i>vcheck; Any screening violations?; no</i></p> <p><i>vcheck; M-dwarf check complete and added to box folder?; N/A</i></p> <p><i>vcheck; S/N ETC calcs done &amp; documented?; yes</i></p> <p><i>vcheck; Field images checked &amp; saved?; yes</i></p> <p><i>vcheck; Selected ACQ strategy?; G230L/2950, repeated to guard against late GS acq</i></p> <p><i>vcheck; Possible ACQ or Sci spoilers?; No</i></p> <p><i>vcheck; Field BOT clear?; Yes. BOT complains about the target under the assumption it is an O5 star.</i></p> <p><i>vcheck; Visual BOT check for stars not in catalog?; nothing visible in DSS</i></p> <p><i>vcheck; Orbit packing finalized?; yes</i></p> <p><i>vcheck; Buffer times optimized?; yes</i></p> <p><i>vcheck; Verify visit grouping correct; yes</i></p> <p><i>vcheck; phase constraint for ground based observations added?; yes</i></p> <p><i>vcheck; BETWEENS for coordinated observations added?; yes (for XMM)</i></p> <p><i>vcheck; Is visit ready for int. review?; yes</i></p> <p><i>Allocated COS orbits = 12</i></p>																													
	<p><b>Diagnosics</b></p> <p>(V-RU-LUP-COS-11 (1M)) Warning (Form): For the best data quality, it is strongly recommended that all four FP-POS positions be used when observing at a given COS CENWAVE setting.</p>																													
<b>Fixed Targets</b>	<table border="1"> <thead> <tr> <th>#</th> <th>Name</th> <th>Target Coordinates</th> <th>Targ. Coord. Corrections</th> <th>Fluxes</th> <th>Miscellaneous</th> </tr> </thead> <tbody> <tr> <td>(1)</td> <td>V-RU-LUP</td> <td>RA: 15 56 42.2959 (239.1762329d)</td> <td>Proper Motion RA: -9.744327991037346E-4 sec of time/yr</td> <td>V=9.6</td> <td>Reference Frame: ICRS</td> </tr> <tr> <td></td> <td>Alt Name1: 2MASS-J15564230-3749154</td> <td>Dec: -37 49 15.83 (-37.82106d)</td> <td>Proper Motion Dec: -0.023233999991134624 arcsec/yr</td> <td>SpT=K7, U=9.27,</td> <td></td> </tr> <tr> <td></td> <td>Alt Name2: HD142560</td> <td>Equinox: J2000</td> <td>Epoch of Position: 2015.5</td> <td>B=10.07, V=9.60, G=10.7107, J=8.732, H=7.824, K=7.138</td> <td></td> </tr> </tbody> </table> <p><i>Comments: This object was generated by the targetselector and retrieved from the SIMBAD database. Note that while SIMBAD classifies this as K7/M0, only one of many authors assigns this as a M star. K7 is the most commonly adopted designation, and some early authors even classify this as a G star. Alcalá et al. (2014, A&amp;A, 561, A2) properly account for the accretion excess emission from 0.3-2.5 microns and assign a spectral type of K7; this can be considered authoritative.</i></p> <p>-----</p> <p><i>tstatus; V-RU-LUP ; P/COS approved for submission; S/ins not started; P/WF 20/05/21; S/xx DD/MM/YY</i></p> <p><i>tcheck; APT/SIMBAD target names: ; HD 142560, HBC 251, 2MASS J15564230-3749154, Sz 83</i></p> <p><i>tcheck; Target info verification status?; OK</i></p> <p><i>tcheck; Coordinates &amp; P.M. verified, epoch checked?; yes</i></p> <p><i>tcheck; Adopted SED compared to Observations?; yes ...</i></p> <p><i>use BVRI photometry from AAVSO averaged from 26 Apr 2021 to 19 May 2021 and mean U-B color from Herbst et al. (1994) ...</i></p> <p><i>results lie between 92% and 134% of model, consistent with normal variability</i></p> <p>Category=STAR</p> <p>Description=[PRE-MAIN SEQUENCE STAR, T TAURI STAR]</p> <p>Extended=NO</p>						#	Name	Target Coordinates	Targ. Coord. Corrections	Fluxes	Miscellaneous	(1)	V-RU-LUP	RA: 15 56 42.2959 (239.1762329d)	Proper Motion RA: -9.744327991037346E-4 sec of time/yr	V=9.6	Reference Frame: ICRS		Alt Name1: 2MASS-J15564230-3749154	Dec: -37 49 15.83 (-37.82106d)	Proper Motion Dec: -0.023233999991134624 arcsec/yr	SpT=K7, U=9.27,			Alt Name2: HD142560	Equinox: J2000	Epoch of Position: 2015.5	B=10.07, V=9.60, G=10.7107, J=8.732, H=7.824, K=7.138	
	#	Name	Target Coordinates	Targ. Coord. Corrections	Fluxes	Miscellaneous																								
(1)	V-RU-LUP	RA: 15 56 42.2959 (239.1762329d)	Proper Motion RA: -9.744327991037346E-4 sec of time/yr	V=9.6	Reference Frame: ICRS																									
	Alt Name1: 2MASS-J15564230-3749154	Dec: -37 49 15.83 (-37.82106d)	Proper Motion Dec: -0.023233999991134624 arcsec/yr	SpT=K7, U=9.27,																										
	Alt Name2: HD142560	Equinox: J2000	Epoch of Position: 2015.5	B=10.07, V=9.60, G=10.7107, J=8.732, H=7.824, K=7.138																										

Proposal 16110 - V-RU-LUP-COS-11 (1M) - ULLYSES Monitoring Observations of the T Tauri Star RU Lup: First Epoch

#	Label (ETC Run)	Target	Config,Mode,Aperture	Spectral Els.	Opt. Params.	Special Reqs.	Groups	Exp. Time (Total)/[Actual Dur.]	Orbit
Exposures	1	G230L PEA KXD (1517209)	(1) V-RU-LUP COS/NUV, ACQ/PEAKXD, PSA	G230L 2950 A	STRIPE=DEF			1 Secs (1 Secs) [==>]	[1]
	<p><i>Comments: ETC 1517209 with model spectrum rulup_lya2_etc.txt gives 0.3 sec, round up to 1 sec For BOP check, ETC 1517210 with 4x model spectrum rulup_lya2_x4.00_etc.txt gives 47 cts/sec in brightest pixel and 22,010 cts/sec in brightest stripe. This exceeds the per-stripe count rate limit for irregularly variable sources, but the 4x case is designed to account for variability. It is below the per-stripe count rate limit of 30,000 cts/sec for nonvariable sources.</i></p>								
	2	G230L PEA KD (1517211)	(1) V-RU-LUP COS/NUV, ACQ/PEAKD, PSA	G230L 2950 A	CENTER=FLUX-W T-FLR; NUM-POS=5; STEP-SIZE=0.9			1 Secs (1 Secs) [==>]	[1]
	<p><i>Comments: ETC 1517211 with model spectrum rulup_lya2_etc.txt gives 0.2 sec, round up to 1 sec For BOP check, ETC 1517212 with 4x model spectrum rulup_lya2_x4.00_etc.txt gives 47 cts/sec in brightest pixel and 22,010 cts/sec in brightest stripe. This exceeds the per-stripe count rate limit for irregularly variable sources, but the 4x case is designed to account for variability. It is below the per-stripe count rate limit of 30,000 cts/sec for nonvariable sources.</i></p>								
	3	G230L PEA KXD (1517209)	(1) V-RU-LUP COS/NUV, ACQ/PEAKXD, PSA	G230L 2950 A	STRIPE=DEF			1 Secs (1 Secs) [==>]	[1]
	<p><i>Comments: ETC 1517209 with model spectrum rulup_lya2_etc.txt gives 0.3 sec, round up to 1 sec For BOP check, ETC 1517210 with 4x model spectrum rulup_lya2_x4.00_etc.txt gives 47 cts/sec in brightest pixel and 22,010 cts/sec in brightest stripe. This exceeds the per-stripe count rate limit for irregularly variable sources, but the 4x case is designed to account for variability. It is below the per-stripe count rate limit of 30,000 cts/sec for nonvariable sources.</i></p>								
	4	G230L PEA KD (1517211)	(1) V-RU-LUP COS/NUV, ACQ/PEAKD, PSA	G230L 2950 A	CENTER=FLUX-W T-FLR; NUM-POS=5; STEP-SIZE=0.9			1 Secs (1 Secs) [==>]	[1]
	<p><i>Comments: ETC 1517211 with model spectrum rulup_lya2_etc.txt gives 0.2 sec, round up to 1 sec For BOP check, ETC 1517212 with 4x model spectrum rulup_lya2_x4.00_etc.txt gives 47 cts/sec in brightest pixel and 22,010 cts/sec in brightest stripe. This exceeds the per-stripe count rate limit for irregularly variable sources, but the 4x case is designed to account for variability. It is below the per-stripe count rate limit of 30,000 cts/sec for nonvariable sources.</i></p>								
5	G230L 2950 (1517213)	(1) V-RU-LUP COS/NUV, TIME-TAG, PSA	G230L 2950 A	BUFFER-TIME=80; FP-POS=4			30 Secs (30 Secs) [==>]	[1]	
<p><i>Comments: ETC 1517213 with model spectrum rulup_lya2_etc.txt gives 19 sec to reach S/N = 20 at 2820 A, in the continuum near Mg II 2800. Round up to 30 sec. For BOP check, ETC 1517214 with 4x model spectrum rulup_lya2_x4.00_etc.txt gives 47 cts/sec in brightest pixel and 22,010 cts/sec in brightest stripe. This exceeds the per-stripe count rate limit for irregularly variable sources, but the 4x case is designed to account for variability. It is below the per-stripe count rate limit of 30,000 cts/sec for nonvariable sources. BUFFER-TIME set to 80 sec following COS IHB recommendation when exposure time &lt; 80 sec and ETC buffer time &gt; 80 sec.</i></p>									
6	G230L 2635 (1517215)	(1) V-RU-LUP COS/NUV, TIME-TAG, PSA	G230L 2635 A	BUFFER-TIME=80; FP-POS=1			30 Secs (30 Secs) [==>]	[1]	
<p><i>Comments: ETC 1517215 with model spectrum rulup_lya2_etc.txt gives 19 sec to reach S/N = 20 at 2820 A, in the continuum near Mg II 2800. Round up to 30 sec. For BOP check, ETC 1517216 with 4x model spectrum rulup_lya2_x4.00_etc.txt gives 47 cts/sec in brightest pixel and 24,480 cts/sec in brightest stripe. This exceeds the per-stripe count rate limit for irregularly variable sources, but the 4x case is designed to account for variability. It is below the per-stripe count rate limit of 30,000 cts/sec for nonvariable sources. BUFFER-TIME set to 80 sec following COS IHB recommendation when exposure time &lt; 80 sec and ETC buffer time &gt; 80 sec.</i></p>									
7	G160M 158 9-3 (1517218)	(1) V-RU-LUP COS/FUV, TIME-TAG, PSA	G160M 1589 A	BUFFER-TIME=11 0; FP-POS=3			219 Secs (219 Secs) [==>]	[1]	
<p><i>Comments: ETC 1517218 with archival spectrum lbgj530b0_etc.txt, a cenwave 1623 spectrum of this star, gives 550 sec to reach S/N = 30 at 1548 A, the peak of C IV. This is 138 sec per G160M exposure; expand to 219 sec to fill the orbit and account for the possibility of a faint state. For BOP check, ETC 1517219 with 4x archival spectrum lbgj530b0_x4.00_etc.txt gives 0.18 cts/sec in brightest pixel and 1279 cts/sec in entire detector. BUFFER-TIME set to 110 sec to guard against a bright state and reduce overheads.</i></p>									
8	G160M 158 9-4 (1517218)	(1) V-RU-LUP COS/FUV, TIME-TAG, PSA	G160M 1589 A	BUFFER-TIME=11 0; FP-POS=4			220 Secs (220 Secs) [==>]	[1]	
<p><i>Comments: ETC 1517218 with archival spectrum lbgj530b0_etc.txt, a cenwave 1623 spectrum of this star, gives 550 sec to reach S/N = 30 at 1548 A, the peak of C IV. This is 138 sec per G160M exposure; expand to 220 sec to fill the orbit and account for the possibility of a faint state. For BOP check, ETC 1517219 with 4x archival spectrum lbgj530b0_x4.00_etc.txt gives 0.18 cts/sec in brightest pixel and 1279 cts/sec in entire detector. BUFFER-TIME set to 110 sec to guard against a bright state and reduce overheads.</i></p>									

Proposal 16110 - V-RU-LUP-COS-11 (1M) - ULLYSES Monitoring Observations of the T Tauri Star RU Lup: First Epoch

9	G160M 162 3-1 (1517220)	(1) V-RU-LUP	COS/FUV, TIME-TAG, PSA	G160M 1623 A	BUFFER-TIME=11 0; FP-POS=1	220 Secs (220 Secs) [==>]	[1]
<p>Comments: ETC 1517220 with archival spectrum lbgj530b0_etc.txt, a cenwave 1623 spectrum of this star, gives 549 sec to reach S/N = 30 at 1548 A, the peak of C IV. This is 138 sec per G160M exposure; expand to 220 sec to fill the orbit and account for the possibility of a faint state.          For BOP check, ETC 1517221 with 4x archival spectrum lbgj530b0_x4.00_etc.txt gives 0.18 cts/sec in brightest pixel and 1458 cts/sec in entire detector.          BUFFER-TIME set to 110 sec to guard against a bright state and reduce overheads.</p>							
10	G160M 162 3-2 (1517220)	(1) V-RU-LUP	COS/FUV, TIME-TAG, PSA	G160M 1623 A	BUFFER-TIME=11 0; FP-POS=2	220 Secs (220 Secs) [==>]	[1]
<p>Comments: ETC 1517220 with archival spectrum lbgj530b0_etc.txt, a cenwave 1623 spectrum of this star, gives 549 sec to reach S/N = 30 at 1548 A, the peak of C IV. This is 138 sec per G160M exposure; expand to 220 sec to fill the orbit and account for the possibility of a faint state.          For BOP check, ETC 1517221 with 4x archival spectrum lbgj530b0_x4.00_etc.txt gives 0.18 cts/sec in brightest pixel and 1458 cts/sec in entire detector.          BUFFER-TIME set to 110 sec to guard against a bright state and reduce overheads.</p>							



Proposal 16110 - V-RU-LUP-COS-12 (1N) - ULLYSES Monitoring Observations of the T Tauri Star RU Lup: First Epoch

Mon Aug 16 21:00:58 GMT 2021

<b>Visit</b>	<p><b>Proposal 16110, V-RU-LUP-COS-12 (1N), scheduled</b></p> <p><b>Diagnostic Status: Warning</b></p> <p>Scientific Instruments: COS/FUV, COS/NUV</p> <p>Special Requirements: SCHED 100%; AFTER 1C BY 151.2 Orbits TO 157.4 Orbits</p> <p><i>Comments: vstatus; 1C; V-RU-LUP; P/COS approved for submission; P/WF 20/05/21 ; intrev: complete ; P/JRD 24/05/2021</i></p> <p><i>vcheck; Enter targ name &amp; Inst. &amp; Resp. Sci.; RU Lup ; COS ; WF</i></p> <p><i>vcheck; ETC numbers entered in APT?; yes</i></p> <p><i>vcheck; Any screening violations?; no</i></p> <p><i>vcheck; M-dwarf check complete and added to box folder?; N/A</i></p> <p><i>vcheck; S/N ETC calcs done &amp; documented?; yes</i></p> <p><i>vcheck; Field images checked &amp; saved?; yes</i></p> <p><i>vcheck; Selected ACQ strategy?; G230L/2950, repeated to guard against late GS acq</i></p> <p><i>vcheck; Possible ACQ or Sci spoilers?; No</i></p> <p><i>vcheck; Field BOT clear?; Yes. BOT complains about the target under the assumption it is an O5 star.</i></p> <p><i>vcheck; Visual BOT check for stars not in catalog?; nothing visible in DSS</i></p> <p><i>vcheck; Orbit packing finalized?; yes</i></p> <p><i>vcheck; Buffer times optimized?; yes</i></p> <p><i>vcheck; Verify visit grouping correct; yes</i></p> <p><i>vcheck; phase constraint for ground based observations added?; yes</i></p> <p><i>vcheck; BETWEENS for coordinated observations added?; yes (for XMM)</i></p> <p><i>vcheck; Is visit ready for int. review?; yes</i></p> <p><i>Allocated COS orbits = 12</i></p>																													
	<p><b>Diagnosics</b></p> <p>(V-RU-LUP-COS-12 (1N)) Warning (Form): For the best data quality, it is strongly recommended that all four FP-POS positions be used when observing at a given COS CENWAVE setting.</p>																													
<b>Fixed Targets</b>	<table border="1"> <thead> <tr> <th>#</th> <th>Name</th> <th>Target Coordinates</th> <th>Targ. Coord. Corrections</th> <th>Fluxes</th> <th>Miscellaneous</th> </tr> </thead> <tbody> <tr> <td>(1)</td> <td>V-RU-LUP</td> <td>RA: 15 56 42.2959 (239.1762329d)</td> <td>Proper Motion RA: -9.744327991037346E-4 sec of time/yr</td> <td>V=9.6</td> <td>Reference Frame: ICRS</td> </tr> <tr> <td></td> <td>Alt Name1: 2MASS-J15564230-3749154</td> <td>Dec: -37 49 15.83 (-37.82106d)</td> <td>Proper Motion Dec: -0.023233999991134624 arcsec/yr</td> <td>SpT=K7, U=9.27,</td> <td></td> </tr> <tr> <td></td> <td>Alt Name2: HD142560</td> <td>Equinox: J2000</td> <td>Epoch of Position: 2015.5</td> <td>B=10.07, V=9.60, G=10.7107, J=8.732, H=7.824, K=7.138</td> <td></td> </tr> </tbody> </table> <p><i>Comments: This object was generated by the targetselector and retrieved from the SIMBAD database. Note that while SIMBAD classifies this as K7/M0, only one of many authors assigns this as a M star. K7 is the most commonly adopted designation, and some early authors even classify this as a G star. Alcalá et al. (2014, A&amp;A, 561, A2) properly account for the accretion excess emission from 0.3-2.5 microns and assign a spectral type of K7; this can be considered authoritative.</i></p> <p>-----</p> <p><i>tstatus; V-RU-LUP ; P/COS approved for submission; S/ins not started; P/WF 20/05/21; S/xx DD/MM/YY</i></p> <p><i>tcheck; APT/SIMBAD target names: ; HD 142560, HBC 251, 2MASS J15564230-3749154, Sz 83</i></p> <p><i>tcheck; Target info verification status?; OK</i></p> <p><i>tcheck; Coordinates &amp; P.M. verified, epoch checked?; yes</i></p> <p><i>tcheck; Adopted SED compared to Observations?; yes ...</i></p> <p><i>use BVRI photometry from AAVSO averaged from 26 Apr 2021 to 19 May 2021 and mean U-B color from Herbst et al. (1994) ...</i></p> <p><i>results lie between 92% and 134% of model, consistent with normal variability</i></p> <p>Category=STAR</p> <p>Description=[PRE-MAIN SEQUENCE STAR, T TAURI STAR]</p> <p>Extended=NO</p>						#	Name	Target Coordinates	Targ. Coord. Corrections	Fluxes	Miscellaneous	(1)	V-RU-LUP	RA: 15 56 42.2959 (239.1762329d)	Proper Motion RA: -9.744327991037346E-4 sec of time/yr	V=9.6	Reference Frame: ICRS		Alt Name1: 2MASS-J15564230-3749154	Dec: -37 49 15.83 (-37.82106d)	Proper Motion Dec: -0.023233999991134624 arcsec/yr	SpT=K7, U=9.27,			Alt Name2: HD142560	Equinox: J2000	Epoch of Position: 2015.5	B=10.07, V=9.60, G=10.7107, J=8.732, H=7.824, K=7.138	
	#	Name	Target Coordinates	Targ. Coord. Corrections	Fluxes	Miscellaneous																								
(1)	V-RU-LUP	RA: 15 56 42.2959 (239.1762329d)	Proper Motion RA: -9.744327991037346E-4 sec of time/yr	V=9.6	Reference Frame: ICRS																									
	Alt Name1: 2MASS-J15564230-3749154	Dec: -37 49 15.83 (-37.82106d)	Proper Motion Dec: -0.023233999991134624 arcsec/yr	SpT=K7, U=9.27,																										
	Alt Name2: HD142560	Equinox: J2000	Epoch of Position: 2015.5	B=10.07, V=9.60, G=10.7107, J=8.732, H=7.824, K=7.138																										

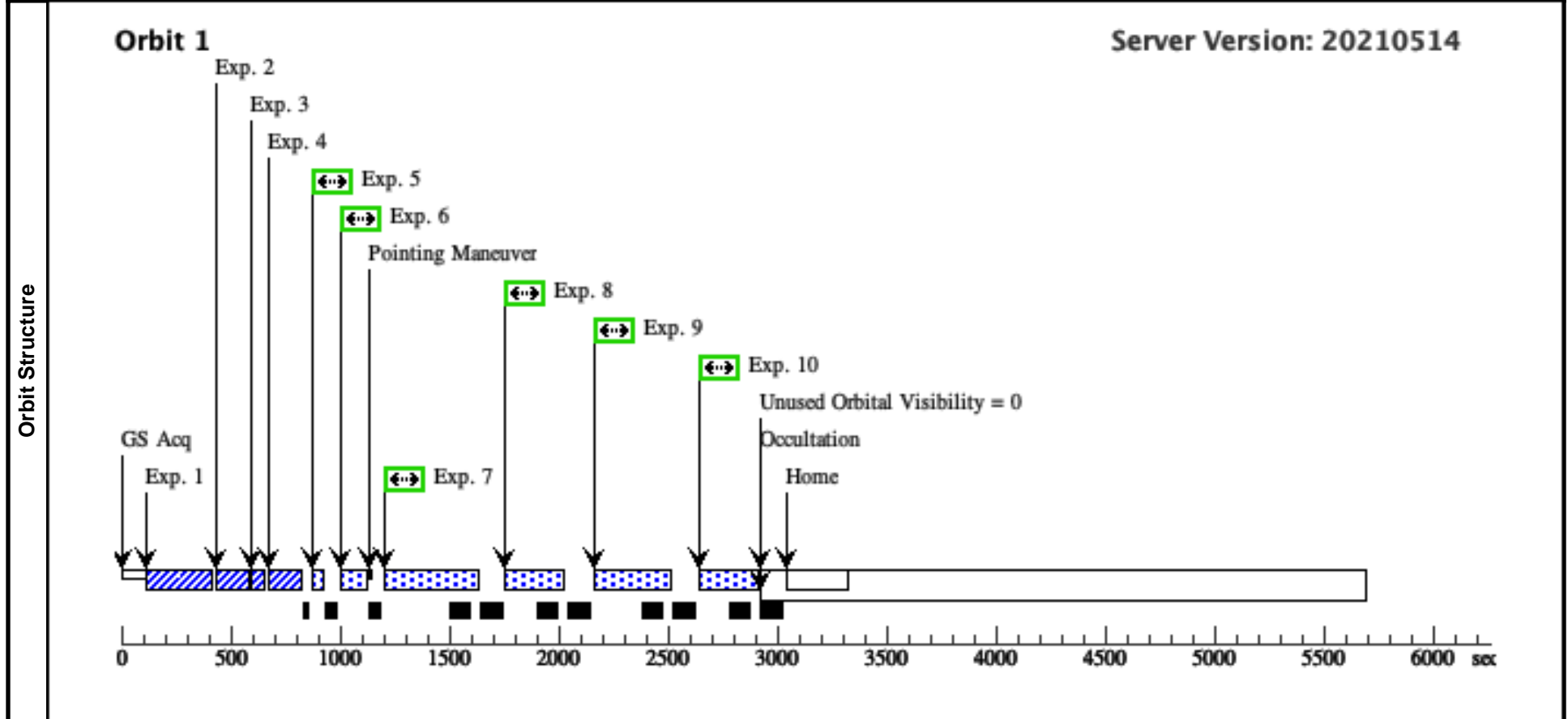
Proposal 16110 - V-RU-LUP-COS-12 (1N) - ULLYSES Monitoring Observations of the T Tauri Star RU Lup: First Epoch

#	Label (ETC Run)	Target	Config,Mode,Aperture	Spectral Els.	Opt. Params.	Special Reqs.	Groups	Exp. Time (Total)/[Actual Dur.]	Orbit
Exposures	1	G230L PEA KXD (1517209)	(1) V-RU-LUP COS/NUV, ACQ/PEAKXD, PSA	G230L 2950 A	STRIPE=DEF			1 Secs (1 Secs) [==>]	[1]
	<p><i>Comments: ETC 1517209 with model spectrum rulup_lya2_etc.txt gives 0.3 sec, round up to 1 sec For BOP check, ETC 1517210 with 4x model spectrum rulup_lya2_x4.00_etc.txt gives 47 cts/sec in brightest pixel and 22,010 cts/sec in brightest stripe. This exceeds the per-stripe count rate limit for irregularly variable sources, but the 4x case is designed to account for variability. It is below the per-stripe count rate limit of 30,000 cts/sec for nonvariable sources.</i></p>								
	2	G230L PEA KD (1517211)	(1) V-RU-LUP COS/NUV, ACQ/PEAKD, PSA	G230L 2950 A	CENTER=FLUX-W T-FLR; NUM-POS=5; STEP-SIZE=0.9			1 Secs (1 Secs) [==>]	[1]
	<p><i>Comments: ETC 1517211 with model spectrum rulup_lya2_etc.txt gives 0.2 sec, round up to 1 sec For BOP check, ETC 1517212 with 4x model spectrum rulup_lya2_x4.00_etc.txt gives 47 cts/sec in brightest pixel and 22,010 cts/sec in brightest stripe. This exceeds the per-stripe count rate limit for irregularly variable sources, but the 4x case is designed to account for variability. It is below the per-stripe count rate limit of 30,000 cts/sec for nonvariable sources.</i></p>								
	3	G230L PEA KXD (1517209)	(1) V-RU-LUP COS/NUV, ACQ/PEAKXD, PSA	G230L 2950 A	STRIPE=DEF			1 Secs (1 Secs) [==>]	[1]
	<p><i>Comments: ETC 1517209 with model spectrum rulup_lya2_etc.txt gives 0.3 sec, round up to 1 sec For BOP check, ETC 1517210 with 4x model spectrum rulup_lya2_x4.00_etc.txt gives 47 cts/sec in brightest pixel and 22,010 cts/sec in brightest stripe. This exceeds the per-stripe count rate limit for irregularly variable sources, but the 4x case is designed to account for variability. It is below the per-stripe count rate limit of 30,000 cts/sec for nonvariable sources.</i></p>								
	4	G230L PEA KD (1517211)	(1) V-RU-LUP COS/NUV, ACQ/PEAKD, PSA	G230L 2950 A	CENTER=FLUX-W T-FLR; NUM-POS=5; STEP-SIZE=0.9			1 Secs (1 Secs) [==>]	[1]
	<p><i>Comments: ETC 1517211 with model spectrum rulup_lya2_etc.txt gives 0.2 sec, round up to 1 sec For BOP check, ETC 1517212 with 4x model spectrum rulup_lya2_x4.00_etc.txt gives 47 cts/sec in brightest pixel and 22,010 cts/sec in brightest stripe. This exceeds the per-stripe count rate limit for irregularly variable sources, but the 4x case is designed to account for variability. It is below the per-stripe count rate limit of 30,000 cts/sec for nonvariable sources.</i></p>								
5	G230L 2950 (1517213)	(1) V-RU-LUP COS/NUV, TIME-TAG, PSA	G230L 2950 A	BUFFER-TIME=80; FP-POS=4			30 Secs (30 Secs) [==>]	[1]	
<p><i>Comments: ETC 1517213 with model spectrum rulup_lya2_etc.txt gives 19 sec to reach S/N = 20 at 2820 A, in the continuum near Mg II 2800. Round up to 30 sec. For BOP check, ETC 1517214 with 4x model spectrum rulup_lya2_x4.00_etc.txt gives 47 cts/sec in brightest pixel and 22,010 cts/sec in brightest stripe. This exceeds the per-stripe count rate limit for irregularly variable sources, but the 4x case is designed to account for variability. It is below the per-stripe count rate limit of 30,000 cts/sec for nonvariable sources. BUFFER-TIME set to 80 sec following COS IHB recommendation when exposure time &lt; 80 sec and ETC buffer time &gt; 80 sec.</i></p>									
6	G230L 2635 (1517215)	(1) V-RU-LUP COS/NUV, TIME-TAG, PSA	G230L 2635 A	BUFFER-TIME=80; FP-POS=1			30 Secs (30 Secs) [==>]	[1]	
<p><i>Comments: ETC 1517215 with model spectrum rulup_lya2_etc.txt gives 19 sec to reach S/N = 20 at 2820 A, in the continuum near Mg II 2800. Round up to 30 sec. For BOP check, ETC 1517216 with 4x model spectrum rulup_lya2_x4.00_etc.txt gives 47 cts/sec in brightest pixel and 24,480 cts/sec in brightest stripe. This exceeds the per-stripe count rate limit for irregularly variable sources, but the 4x case is designed to account for variability. It is below the per-stripe count rate limit of 30,000 cts/sec for nonvariable sources. BUFFER-TIME set to 80 sec following COS IHB recommendation when exposure time &lt; 80 sec and ETC buffer time &gt; 80 sec.</i></p>									
7	G160M 158 9-3 (1517218)	(1) V-RU-LUP COS/FUV, TIME-TAG, PSA	G160M 1589 A	BUFFER-TIME=11 0; FP-POS=3			219 Secs (219 Secs) [==>]	[1]	
<p><i>Comments: ETC 1517218 with archival spectrum lbgj530b0_etc.txt, a cenwave 1623 spectrum of this star, gives 550 sec to reach S/N = 30 at 1548 A, the peak of C IV. This is 138 sec per G160M exposure; expand to 219 sec to fill the orbit and account for the possibility of a faint state. For BOP check, ETC 1517219 with 4x archival spectrum lbgj530b0_x4.00_etc.txt gives 0.18 cts/sec in brightest pixel and 1279 cts/sec in entire detector. BUFFER-TIME set to 110 sec to guard against a bright state and reduce overheads.</i></p>									
8	G160M 158 9-4 (1517218)	(1) V-RU-LUP COS/FUV, TIME-TAG, PSA	G160M 1589 A	BUFFER-TIME=11 0; FP-POS=4			220 Secs (220 Secs) [==>]	[1]	
<p><i>Comments: ETC 1517218 with archival spectrum lbgj530b0_etc.txt, a cenwave 1623 spectrum of this star, gives 550 sec to reach S/N = 30 at 1548 A, the peak of C IV. This is 138 sec per G160M exposure; expand to 220 sec to fill the orbit and account for the possibility of a faint state. For BOP check, ETC 1517219 with 4x archival spectrum lbgj530b0_x4.00_etc.txt gives 0.18 cts/sec in brightest pixel and 1279 cts/sec in entire detector. BUFFER-TIME set to 110 sec to guard against a bright state and reduce overheads.</i></p>									



Proposal 16110 - V-RU-LUP-COS-12 (1N) - ULLYSES Monitoring Observations of the T Tauri Star RU Lup: First Epoch

9	G160M 162 3-1 (1517220)	(1) V-RU-LUP	COS/FUV, TIME-TAG, PSA	G160M 1623 A	BUFFER-TIME=11 0; FP-POS=1	220 Secs (220 Secs) [==>]	[1]
<p>Comments: ETC 1517220 with archival spectrum lbgj530b0_etc.txt, a cenwave 1623 spectrum of this star, gives 549 sec to reach S/N = 30 at 1548 A, the peak of C IV. This is 138 sec per G160M exposure; expand to 220 sec to fill the orbit and account for the possibility of a faint state. For BOP check, ETC 1517221 with 4x archival spectrum lbgj530b0_x4.00_etc.txt gives 0.18 cts/sec in brightest pixel and 1458 cts/sec in entire detector. BUFFER-TIME set to 110 sec to guard against a bright state and reduce overheads.</p>							
10	G160M 162 3-2 (1517220)	(1) V-RU-LUP	COS/FUV, TIME-TAG, PSA	G160M 1623 A	BUFFER-TIME=11 0; FP-POS=2	220 Secs (220 Secs) [==>]	[1]
<p>Comments: ETC 1517220 with archival spectrum lbgj530b0_etc.txt, a cenwave 1623 spectrum of this star, gives 549 sec to reach S/N = 30 at 1548 A, the peak of C IV. This is 138 sec per G160M exposure; expand to 220 sec to fill the orbit and account for the possibility of a faint state. For BOP check, ETC 1517221 with 4x archival spectrum lbgj530b0_x4.00_etc.txt gives 0.18 cts/sec in brightest pixel and 1458 cts/sec in entire detector. BUFFER-TIME set to 110 sec to guard against a bright state and reduce overheads.</p>							



Proposal 16110 - V-RU-LUP-COS-13 (AD) - ULLYSES Monitoring Observations of the T Tauri Star RU Lup: First Epoch

Mon Aug 16 21:00:58 GMT 2021

<b>Visit</b>	<p><b>Proposal 16110, V-RU-LUP-COS-13 (AD)</b></p> <p><b>Diagnostic Status: Warning</b></p> <p>Scientific Instruments: COS/FUV, COS/NUV</p> <p>Special Requirements: SCHED 100%</p> <p><i>Comments: vstatus; AD; V-RU-LUP; P/COS approved for submission; P/WF 16/08/21 ; intrev: complete ; P/JRD 24/05/2021</i></p> <p><i>vcheck; Enter targ name &amp; Inst. &amp; Resp. Sci.; RU Lup ; COS ; WF ...</i></p> <p><i>This is a repeat of visit 1D under HOPR 92062</i></p> <p><i>vcheck; ETC numbers entered in APT?; yes</i></p> <p><i>vcheck; Any screening violations?; no</i></p> <p><i>vcheck; M-dwarf check complete and added to box folder?; N/A</i></p> <p><i>vcheck; S/N ETC calcs done &amp; documented?; yes</i></p> <p><i>vcheck; Field images checked &amp; saved?; yes</i></p> <p><i>vcheck; Selected ACQ strategy?; G230L/2950, repeated to guard against late GS acq</i></p> <p><i>vcheck; Possible ACQ or Sci spoilers?; No</i></p> <p><i>vcheck; Field BOT clear?; Yes. BOT complains about the target under the assumption it is an O5 star.</i></p> <p><i>vcheck; Visual BOT check for stars not in catalog?; nothing visible in DSS</i></p> <p><i>vcheck; Orbit packing finalized?; yes</i></p> <p><i>vcheck; Buffer times optimized?; yes</i></p> <p><i>vcheck; Verify visit grouping correct; yes</i></p> <p><i>vcheck; phase constraint for ground based observations added?; yes</i></p> <p><i>vcheck; BETWEENS for coordinated observations added?; N/A ...</i></p> <p><i>As advised by the PC, all timing constraints were removed for this repeat visit</i></p> <p><i>vcheck; Is visit ready for int. review?; yes</i></p> <p><i>Allocated COS orbits = 12</i></p>																													
	<p><b>Diagnosics</b></p> <p>(V-RU-LUP-COS-13 (AD)) Warning (Form): For the best data quality, it is strongly recommended that all four FP-POS positions be used when observing at a given COS CENWAVE setting.</p>																													
<b>Fixed Targets</b>	<table border="1"> <thead> <tr> <th>#</th> <th>Name</th> <th>Target Coordinates</th> <th>Targ. Coord. Corrections</th> <th>Fluxes</th> <th>Miscellaneous</th> </tr> </thead> <tbody> <tr> <td>(1)</td> <td>V-RU-LUP</td> <td>RA: 15 56 42.2959 (239.1762329d)</td> <td>Proper Motion RA: -9.744327991037346E-4 sec of time/yr</td> <td>V=9.6</td> <td>Reference Frame: ICRS</td> </tr> <tr> <td></td> <td>Alt Name1: 2MASS- J15564230-3749154</td> <td>Dec: -37 49 15.83 (-37.82106d)</td> <td>Proper Motion Dec: -0.023233999991134624 arcsec/yr</td> <td>SpT=K7, U=9.27,</td> <td></td> </tr> <tr> <td></td> <td>Alt Name2: HD142560</td> <td>Equinox: J2000</td> <td>Epoch of Position: 2015.5</td> <td>B=10.07, V=9.60, G=10.7107, J=8.732, H=7.824, K=7.138</td> <td></td> </tr> </tbody> </table> <p><i>Comments: This object was generated by the targetselector and retrieved from the SIMBAD database. Note that while SIMBAD classifies this as K7/M0, only one of many authors assigns this as a M star. K7 is the most commonly adopted designation, and some early authors even classify this as a G star. Alcalá et al. (2014, A&amp;A, 561, A2) properly account for the accretion excess emission from 0.3-2.5 microns and assign a spectral type of K7; this can be considered authoritative.</i></p> <p>-----</p> <p><i>tstatus; V-RU-LUP ; P/COS approved for submission; S/ins not started; P/WF 20/05/21; S/xx DD/MM/YY</i></p> <p><i>tcheck; APT/SIMBAD target names: ; HD 142560, HBC 251, 2MASS J15564230-3749154, Sz 83</i></p> <p><i>tcheck; Target info verification status?; OK</i></p> <p><i>tcheck; Coordinates &amp; P.M. verified, epoch checked?; yes</i></p> <p><i>tcheck; Adopted SED compared to Observations?; yes ...</i></p> <p><i>use BVRI photometry from AAVSO averaged from 26 Apr 2021 to 19 May 2021 and mean U-B color from Herbst et al. (1994) ...</i></p> <p><i>results lie between 92% and 134% of model, consistent with normal variability</i></p> <p>Category=STAR</p> <p>Description=[PRE-MAIN SEQUENCE STAR, T TAURI STAR]</p> <p>Extended=NO</p>						#	Name	Target Coordinates	Targ. Coord. Corrections	Fluxes	Miscellaneous	(1)	V-RU-LUP	RA: 15 56 42.2959 (239.1762329d)	Proper Motion RA: -9.744327991037346E-4 sec of time/yr	V=9.6	Reference Frame: ICRS		Alt Name1: 2MASS- J15564230-3749154	Dec: -37 49 15.83 (-37.82106d)	Proper Motion Dec: -0.023233999991134624 arcsec/yr	SpT=K7, U=9.27,			Alt Name2: HD142560	Equinox: J2000	Epoch of Position: 2015.5	B=10.07, V=9.60, G=10.7107, J=8.732, H=7.824, K=7.138	
	#	Name	Target Coordinates	Targ. Coord. Corrections	Fluxes	Miscellaneous																								
(1)	V-RU-LUP	RA: 15 56 42.2959 (239.1762329d)	Proper Motion RA: -9.744327991037346E-4 sec of time/yr	V=9.6	Reference Frame: ICRS																									
	Alt Name1: 2MASS- J15564230-3749154	Dec: -37 49 15.83 (-37.82106d)	Proper Motion Dec: -0.023233999991134624 arcsec/yr	SpT=K7, U=9.27,																										
	Alt Name2: HD142560	Equinox: J2000	Epoch of Position: 2015.5	B=10.07, V=9.60, G=10.7107, J=8.732, H=7.824, K=7.138																										

Proposal 16110 - V-RU-LUP-COS-13 (AD) - ULLYSES Monitoring Observations of the T Tauri Star RU Lup: First Epoch

#	Label (ETC Run)	Target	Config,Mode,Aperture	Spectral Els.	Opt. Params.	Special Reqs.	Groups	Exp. Time (Total)/[Actual Dur.]	Orbit	
Exposures	1	G230L PEA KXD (1517209)	(1) V-RU-LUP COS/NUV, ACQ/PEAKXD, PSA	G230L 2950 A	STRIPE=DEF			1 Secs (1 Secs) [==>]	[1]	
	<p>Comments: ETC 1517209 with model spectrum rulup_lya2_etc.txt gives 0.3 sec, round up to 1 sec For BOP check, ETC 1517210 with 4x model spectrum rulup_lya2_x4.00_etc.txt gives 47 cts/sec in brightest pixel and 22,010 cts/sec in brightest stripe. This exceeds the per-stripe count rate limit for irregularly variable sources, but the 4x case is designed to account for variability. It is below the per-stripe count rate limit of 30,000 cts/sec for nonvariable sources.</p>									
	2	G230L PEA KD (1517211)	(1) V-RU-LUP COS/NUV, ACQ/PEAKD, PSA	G230L 2950 A	CENTER=FLUX-W T-FLR; NUM-POS=5; STEP-SIZE=0.9			1 Secs (1 Secs) [==>]	[1]	
	<p>Comments: ETC 1517211 with model spectrum rulup_lya2_etc.txt gives 0.2 sec, round up to 1 sec For BOP check, ETC 1517212 with 4x model spectrum rulup_lya2_x4.00_etc.txt gives 47 cts/sec in brightest pixel and 22,010 cts/sec in brightest stripe. This exceeds the per-stripe count rate limit for irregularly variable sources, but the 4x case is designed to account for variability. It is below the per-stripe count rate limit of 30,000 cts/sec for nonvariable sources.</p>									
	3	G230L PEA KXD (1517209)	(1) V-RU-LUP COS/NUV, ACQ/PEAKXD, PSA	G230L 2950 A	STRIPE=DEF			1 Secs (1 Secs) [==>]	[1]	
	<p>Comments: ETC 1517209 with model spectrum rulup_lya2_etc.txt gives 0.3 sec, round up to 1 sec For BOP check, ETC 1517210 with 4x model spectrum rulup_lya2_x4.00_etc.txt gives 47 cts/sec in brightest pixel and 22,010 cts/sec in brightest stripe. This exceeds the per-stripe count rate limit for irregularly variable sources, but the 4x case is designed to account for variability. It is below the per-stripe count rate limit of 30,000 cts/sec for nonvariable sources.</p>									
	4	G230L PEA KD (1517211)	(1) V-RU-LUP COS/NUV, ACQ/PEAKD, PSA	G230L 2950 A	CENTER=FLUX-W T-FLR; NUM-POS=5; STEP-SIZE=0.9			1 Secs (1 Secs) [==>]	[1]	
	<p>Comments: ETC 1517211 with model spectrum rulup_lya2_etc.txt gives 0.2 sec, round up to 1 sec For BOP check, ETC 1517212 with 4x model spectrum rulup_lya2_x4.00_etc.txt gives 47 cts/sec in brightest pixel and 22,010 cts/sec in brightest stripe. This exceeds the per-stripe count rate limit for irregularly variable sources, but the 4x case is designed to account for variability. It is below the per-stripe count rate limit of 30,000 cts/sec for nonvariable sources.</p>									
5	G230L 2950 (1517213)	(1) V-RU-LUP COS/NUV, TIME-TAG, PSA	G230L 2950 A	BUFFER-TIME=80; FP-POS=4			30 Secs (30 Secs) [==>]	[1]		
<p>Comments: ETC 1517213 with model spectrum rulup_lya2_etc.txt gives 19 sec to reach S/N = 20 at 2820 A, in the continuum near Mg II 2800. Round up to 30 sec. For BOP check, ETC 1517214 with 4x model spectrum rulup_lya2_x4.00_etc.txt gives 47 cts/sec in brightest pixel and 22,010 cts/sec in brightest stripe. This exceeds the per-stripe count rate limit for irregularly variable sources, but the 4x case is designed to account for variability. It is below the per-stripe count rate limit of 30,000 cts/sec for nonvariable sources. BUFFER-TIME set to 80 sec following COS IHB recommendation when exposure time &lt; 80 sec and ETC buffer time &gt; 80 sec.</p>										
6	G230L 2635 (1517215)	(1) V-RU-LUP COS/NUV, TIME-TAG, PSA	G230L 2635 A	BUFFER-TIME=80; FP-POS=1			30 Secs (30 Secs) [==>]	[1]		
<p>Comments: ETC 1517215 with model spectrum rulup_lya2_etc.txt gives 19 sec to reach S/N = 20 at 2820 A, in the continuum near Mg II 2800. Round up to 30 sec. For BOP check, ETC 1517216 with 4x model spectrum rulup_lya2_x4.00_etc.txt gives 47 cts/sec in brightest pixel and 24,480 cts/sec in brightest stripe. This exceeds the per-stripe count rate limit for irregularly variable sources, but the 4x case is designed to account for variability. It is below the per-stripe count rate limit of 30,000 cts/sec for nonvariable sources. BUFFER-TIME set to 80 sec following COS IHB recommendation when exposure time &lt; 80 sec and ETC buffer time &gt; 80 sec.</p>										
7	G160M 158 9-3 (1517218)	(1) V-RU-LUP COS/FUV, TIME-TAG, PSA	G160M 1589 A	BUFFER-TIME=11 0; FP-POS=3			219 Secs (219 Secs) [==>]	[1]		
<p>Comments: ETC 1517218 with archival spectrum lbgj530b0_etc.txt, a cenwave 1623 spectrum of this star, gives 550 sec to reach S/N = 30 at 1548 A, the peak of C IV. This is 138 sec per G160M exposure; expand to 219 sec to fill the orbit and account for the possibility of a faint state. For BOP check, ETC 1517219 with 4x archival spectrum lbgj530b0_x4.00_etc.txt gives 0.18 cts/sec in brightest pixel and 1279 cts/sec in entire detector. BUFFER-TIME set to 110 sec to guard against a bright state and reduce overheads.</p>										
8	G160M 158 9-4 (1517218)	(1) V-RU-LUP COS/FUV, TIME-TAG, PSA	G160M 1589 A	BUFFER-TIME=11 0; FP-POS=4			220 Secs (220 Secs) [==>]	[1]		
<p>Comments: ETC 1517218 with archival spectrum lbgj530b0_etc.txt, a cenwave 1623 spectrum of this star, gives 550 sec to reach S/N = 30 at 1548 A, the peak of C IV. This is 138 sec per G160M exposure; expand to 220 sec to fill the orbit and account for the possibility of a faint state. For BOP check, ETC 1517219 with 4x archival spectrum lbgj530b0_x4.00_etc.txt gives 0.18 cts/sec in brightest pixel and 1279 cts/sec in entire detector. BUFFER-TIME set to 110 sec to guard against a bright state and reduce overheads.</p>										

Proposal 16110 - V-RU-LUP-COS-13 (AD) - ULLYSES Monitoring Observations of the T Tauri Star RU Lup: First Epoch

9	G160M 162 3-1 (1517220)	(1) V-RU-LUP	COS/FUV, TIME-TAG, PSA	G160M 1623 A	BUFFER-TIME=11 0; FP-POS=1	220 Secs (220 Secs) [==>]	[1]
<p>Comments: ETC 1517220 with archival spectrum lbgj530b0_etc.txt, a cenwave 1623 spectrum of this star, gives 549 sec to reach S/N = 30 at 1548 A, the peak of C IV. This is 138 sec per G160M exposure; expand to 220 sec to fill the orbit and account for the possibility of a faint state. For BOP check, ETC 1517221 with 4x archival spectrum lbgj530b0_x4.00_etc.txt gives 0.18 cts/sec in brightest pixel and 1458 cts/sec in entire detector. BUFFER-TIME set to 110 sec to guard against a bright state and reduce overheads.</p>							
10	G160M 162 (1517220)	(1) V-RU-LUP	COS/FUV, TIME-TAG, PSA	G160M 1623 A	BUFFER-TIME=11 0; FP-POS=2	220 Secs (220 Secs) [==>]	[1]
<p>Comments: ETC 1517220 with archival spectrum lbgj530b0_etc.txt, a cenwave 1623 spectrum of this star, gives 549 sec to reach S/N = 30 at 1548 A, the peak of C IV. This is 138 sec per G160M exposure; expand to 220 sec to fill the orbit and account for the possibility of a faint state. For BOP check, ETC 1517221 with 4x archival spectrum lbgj530b0_x4.00_etc.txt gives 0.18 cts/sec in brightest pixel and 1458 cts/sec in entire detector. BUFFER-TIME set to 110 sec to guard against a bright state and reduce overheads.</p>							

