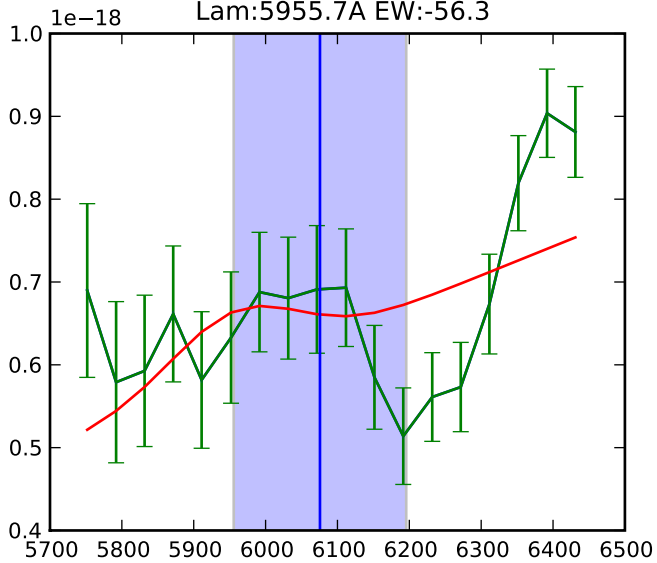
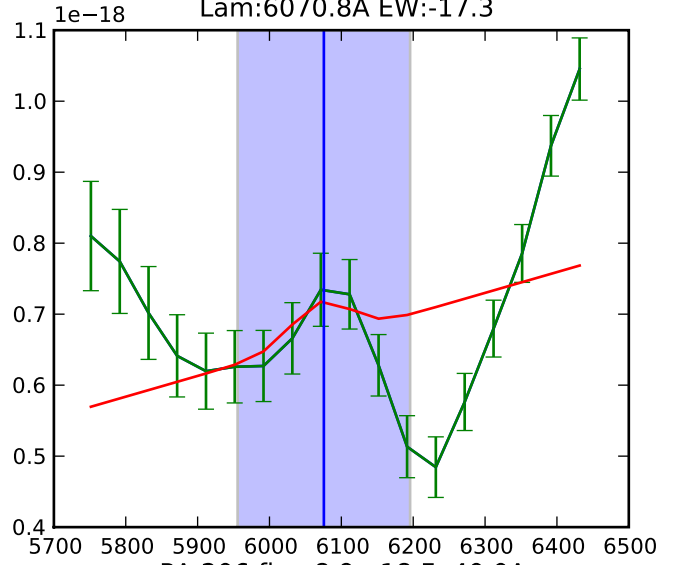


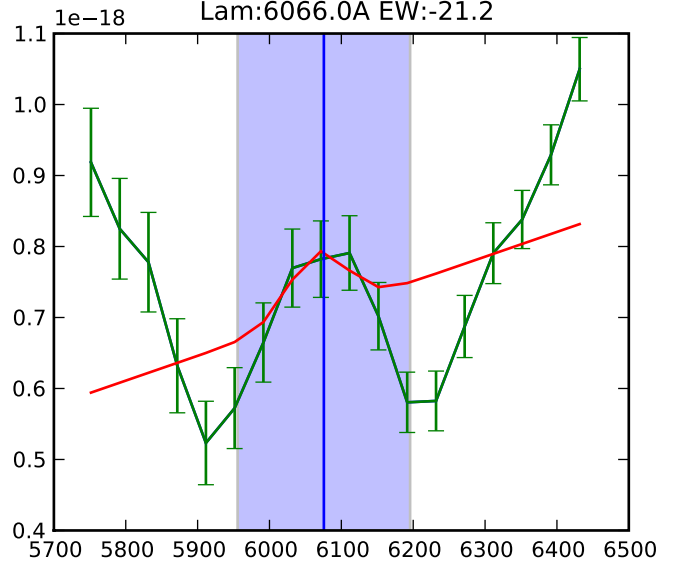
PA:167 flux:1.7e-17 F: 89.1A
Lam:5955.7A EW:-56.3



PA:117 flux:5.4e-18 F: 40.0A
Lam:6070.8A EW:-17.3



PA:206 flux:8.9e-18 F: 40.0A
Lam:6066.0A EW:-21.2



PAs: ['117', '167', '206']

Fluxes: Avg: 1.052e-17 +/- 6.075e-18 erg/s(3)

FWHMs : Avg: 56.377 +/- 28.366 (3)

Lams : Avg: 6030.814 +/- 65.111 (3)

EWs : Avg: -31.573e +/- 21.503 (3)

Chi2s : Avg: 98.202e +/- 51.365 (3)