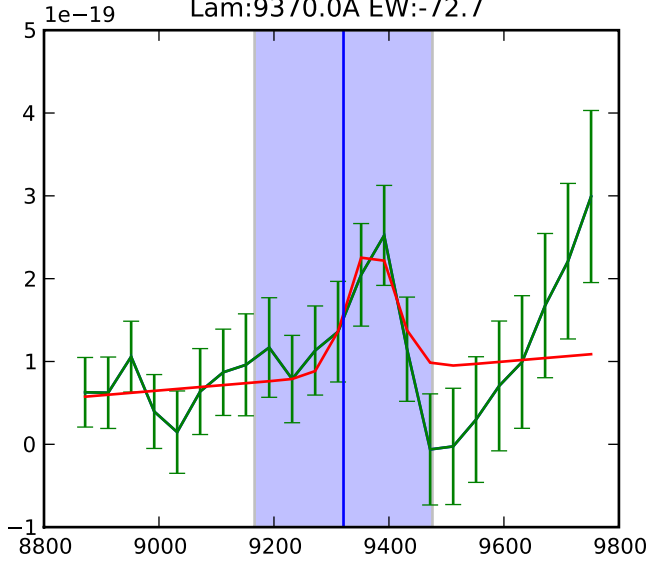
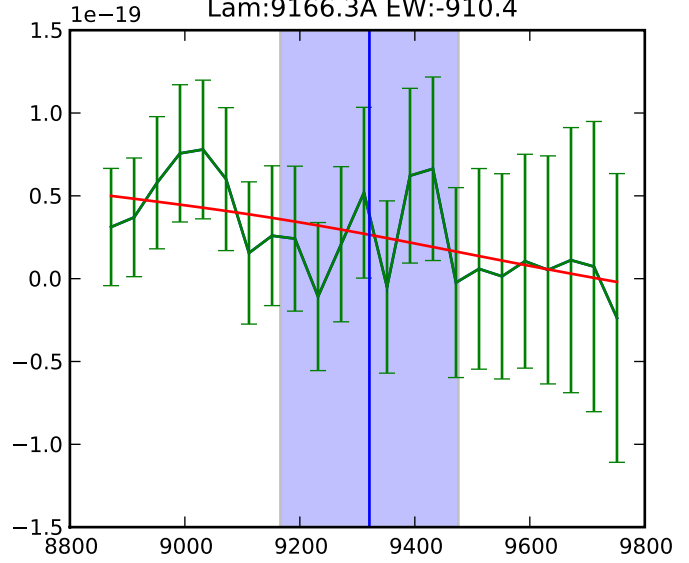


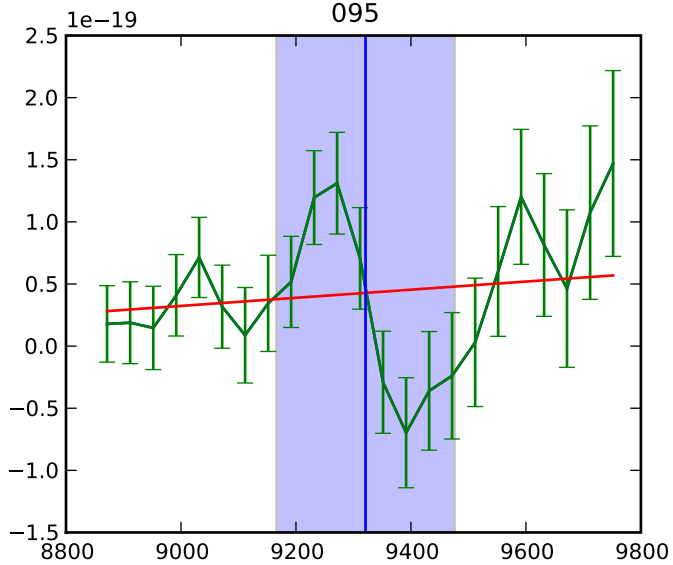
PA:071 flux:1.6e-17 F: 40.0A
Lam:9370.0A EW:-72.7



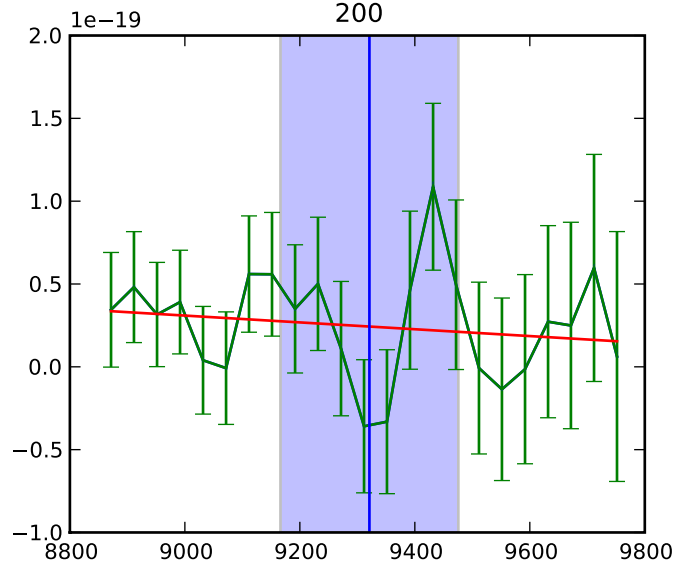
PA:085 flux:4.6e-18 F: 300.0A
Lam:9166.3A EW:-910.4



095



200



PAs: ['071', '085']

Fluxes: Avg: 1.011e-17 +/- 7.726e-18 erg/s(2)

FWHMs : Avg: 170.000 +/- 183.848 (2)

Lams : Avg: 9268.140 +/- 143.989 (2)

EWs : Avg: -491.568e +/- 592.387 (2)

Chi2s : Avg: 9.968e +/- 6.474 (2)