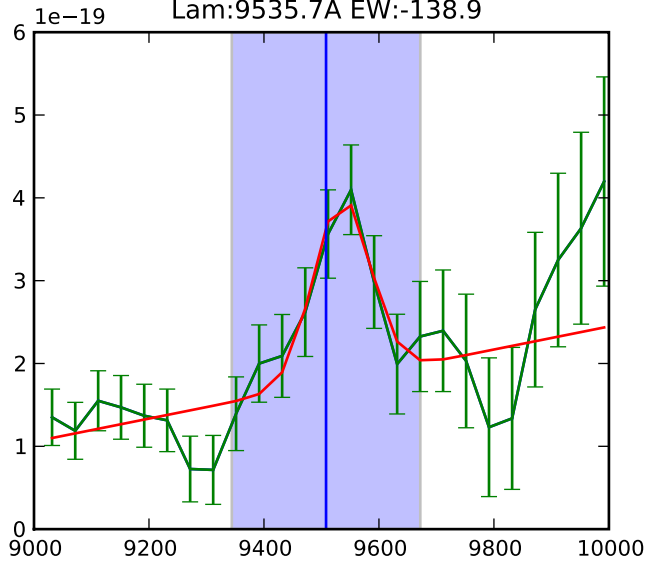
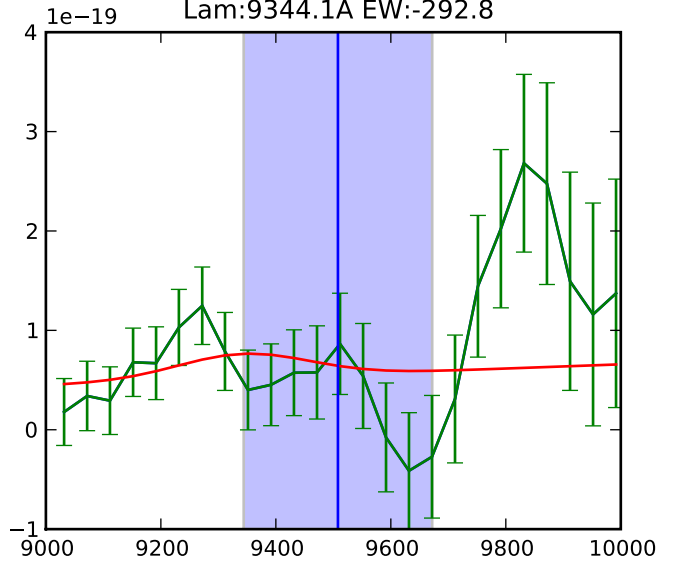


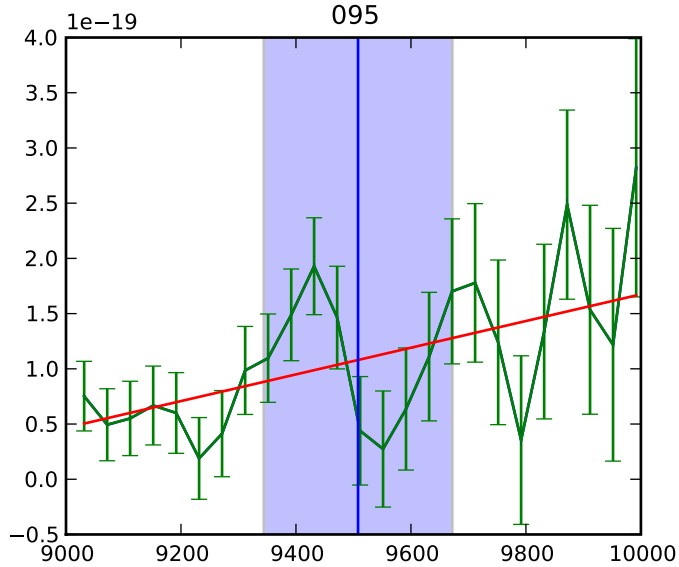
PA:071 flux:2.7e-17 F: 49.3A
Lam:9535.7A EW:-138.9



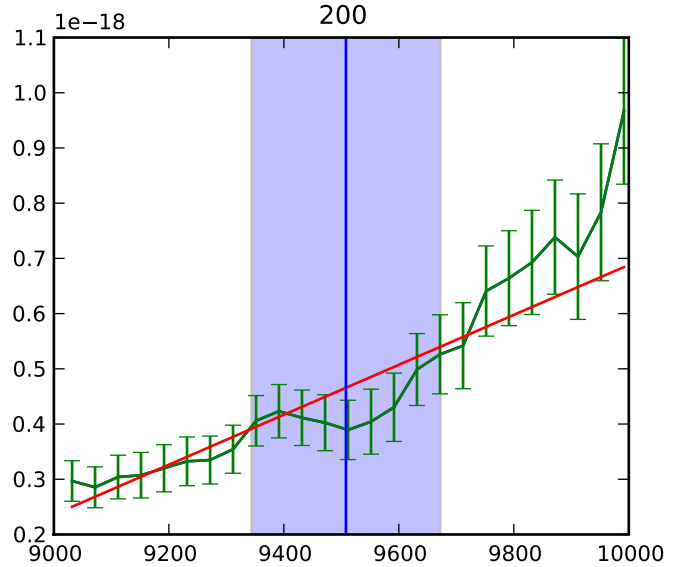
PA:085 flux:7.1e-18 F: 115.0A
Lam:9344.1A EW:-292.8



095



200



PAs: ['071', '085']

Fluxes: Avg: 1.712e-17 +/- 1.420e-17 erg/s(2)

FWHMs : Avg: 82.153 +/- 46.439 (2)

Lams : Avg: 9439.871 +/- 135.454 (2)

EWs : Avg: -215.882e +/- 108.838 (2)

Chi2s : Avg: 21.769e +/- 7.508 (2)