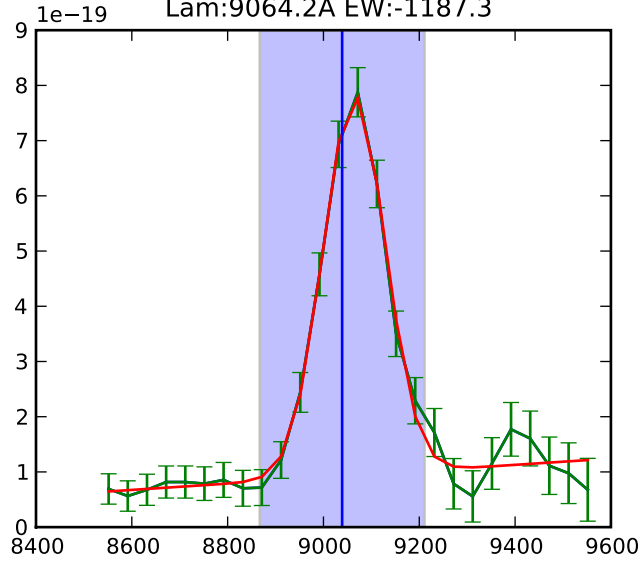
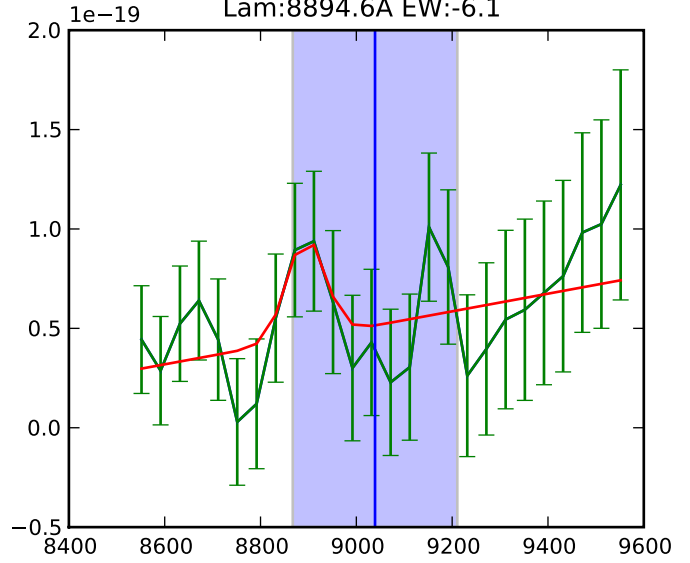


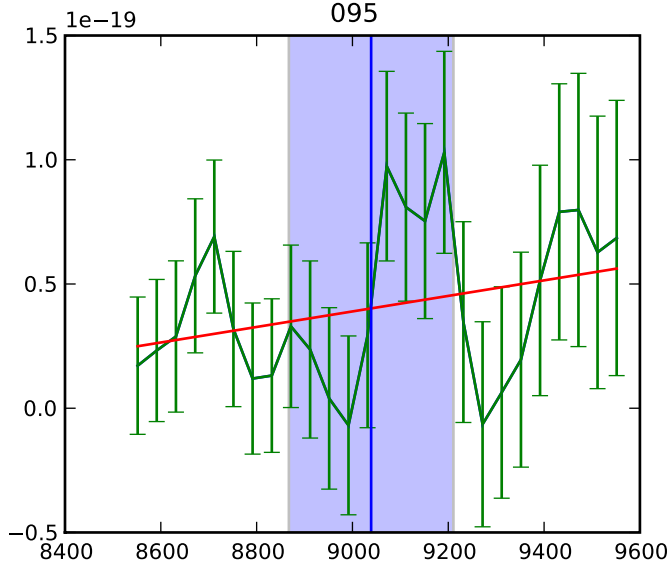
PA:071 flux:1.1e-16 F: 64.8A
Lam:9064.2A EW:-1187.3



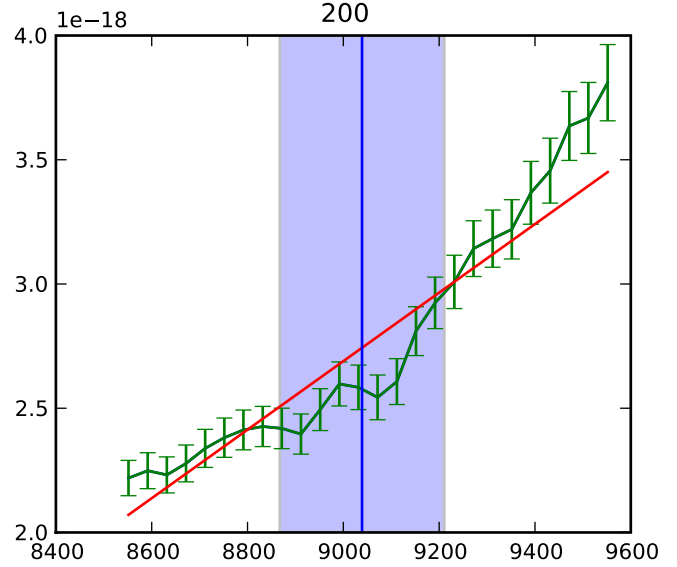
PA:085 flux:5.1e-18 F: 40.0A
Lam:8894.6A EW:-6.1



095



200



PAs: ['071', '085']

Fluxes: Avg: 5.838e-17 +/- 7.539e-17 erg/s(2)

FWHMs : Avg: 52.405 +/- 17.543 (2)

Lams : Avg: 8979.371 +/- 119.949 (2)

EWs : Avg: -596.679e +/- 835.226 (2)

Chi2s : Avg: 8.903e +/- 0.823 (2)