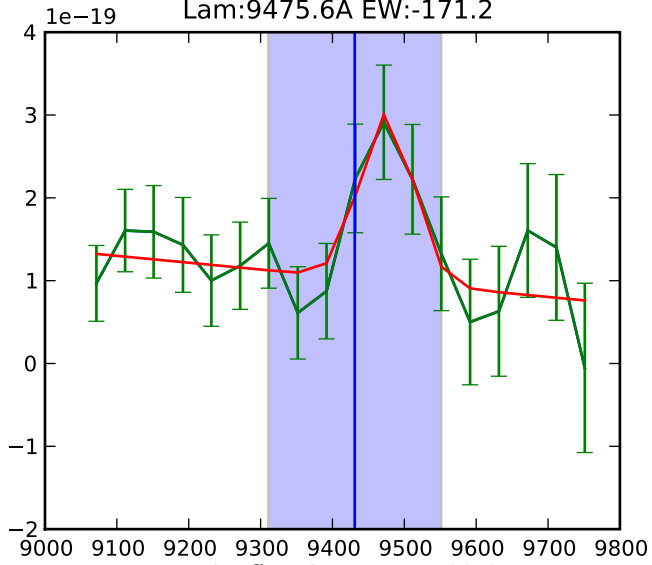
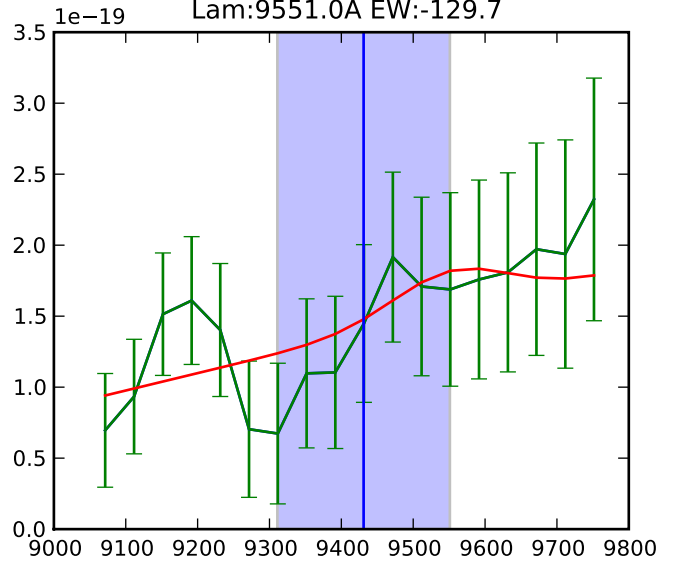


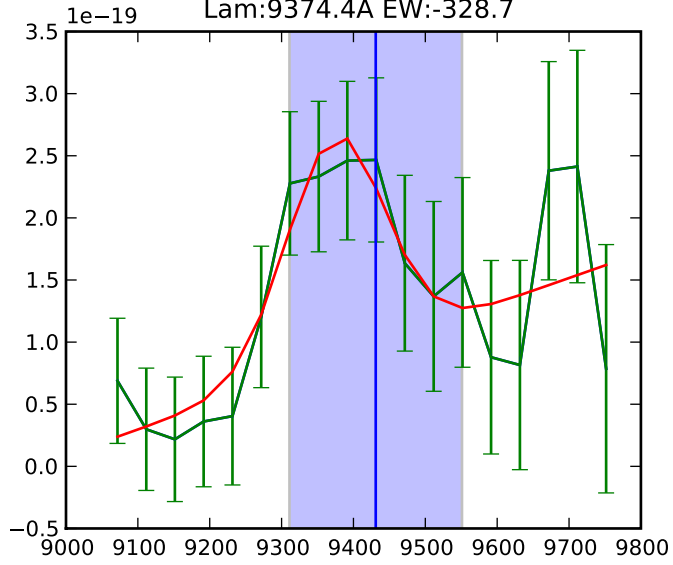
PA:050 flux:1.9e-17 F: 36.8A
Lam:9475.6A EW:-171.2



PA:065 flux:5.9e-18 F: 80.7A
Lam:9551.0A EW:-129.7



PA:134 flux:3.1e-17 F: 68.0A
Lam:9374.4A EW:-328.7



PAs: ['050', '065', '134']

Fluxes: Avg: 1.845e-17 +/- 1.245e-17 erg/s(3)

FWHMs : Avg: 61.830 +/- 22.565 (3)

Lams : Avg: 9466.982 +/- 88.623 (3)

EWs : Avg: -209.863e +/- 104.961 (3)

Chi2s : Avg: 6.076e +/- 0.639 (3)