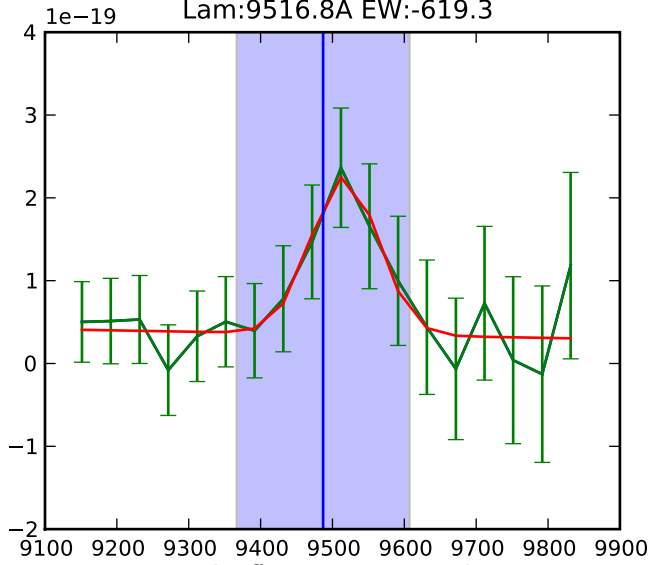
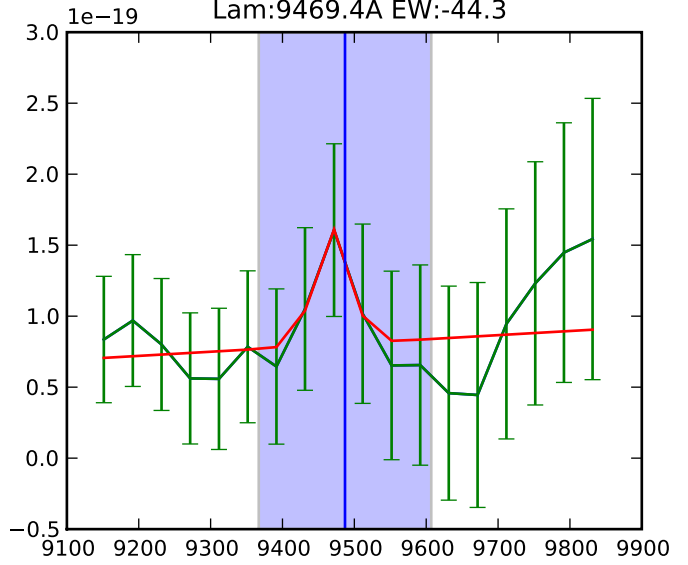


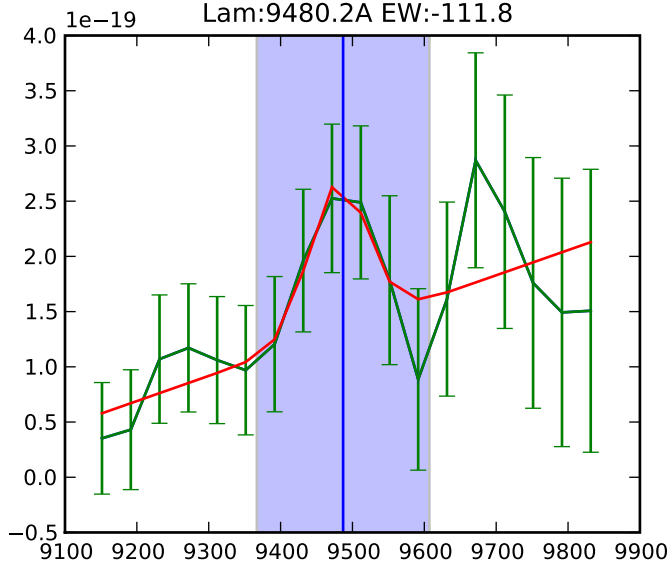
PA:050 flux:2.2e-17 F: 46.7A
Lam:9516.8A EW:-619.3



PA:065 flux:5.1e-18 F: 24.8A
Lam:9469.4A EW:-44.3



PA:134 flux:1.4e-17 F: 40.4A
Lam:9480.2A EW:-111.8



PAs: ['050', '065', '134']

Fluxes: Avg: 1.368e-17 +/- 8.634e-18 erg/s(3)

FWHMs : Avg: 37.275 +/- 11.260 (3)

Lams : Avg: 9488.794 +/- 24.819 (3)

EWs : Avg: -258.437e +/- 314.320 (3)

Chi2s : Avg: 2.877e +/- 0.897 (3)