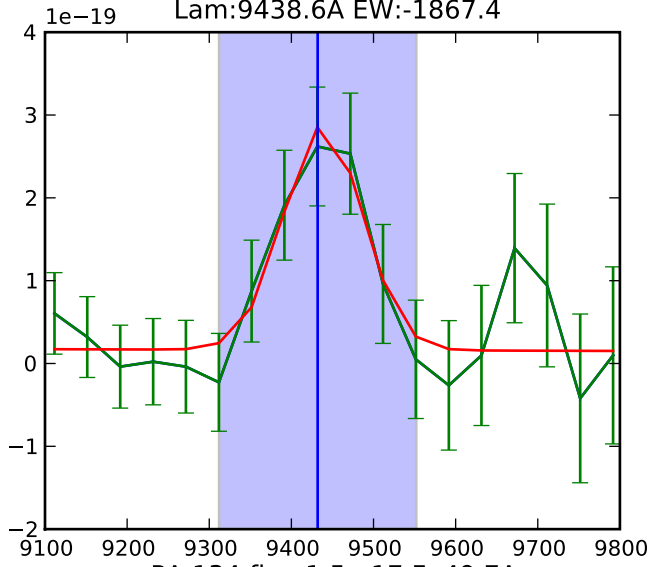
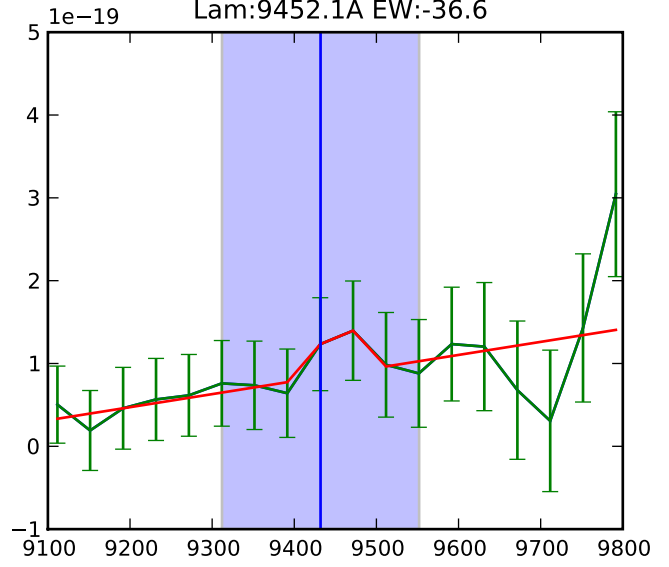


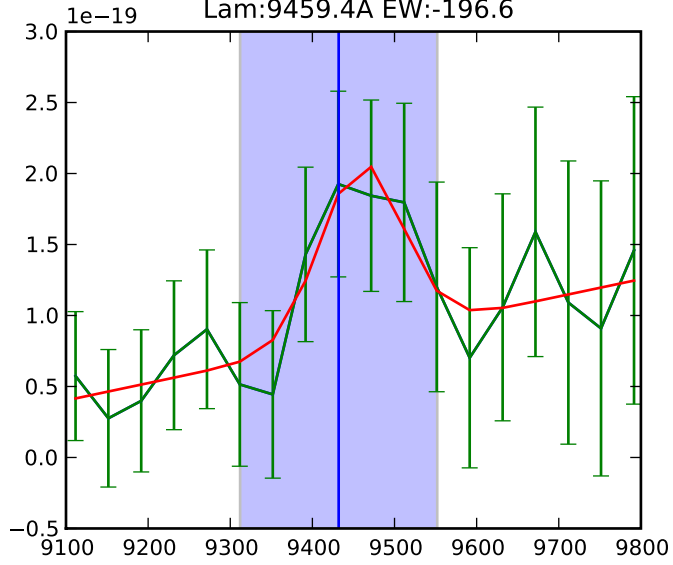
PA:050 flux:3.3e-17 F: 47.7A
Lam:9438.6A EW:-1867.4



PA:065 flux:8.8e-18 F: 9.8A
Lam:9452.1A EW:-36.6



PA:134 flux:1.5e-17 F: 49.7A
Lam:9459.4A EW:-196.6



PAs: ['050', '065', '134']

Fluxes: Avg: 1.888e-17 +/- 1.226e-17 erg/s(3)

FWHMs : Avg: 35.738 +/- 22.522 (3)

Lams : Avg: 9450.044 +/- 10.536 (3)

EWs : Avg: -700.182e +/- 1013.961 (3)

Chi2s : Avg: 4.193e +/- 1.863 (3)