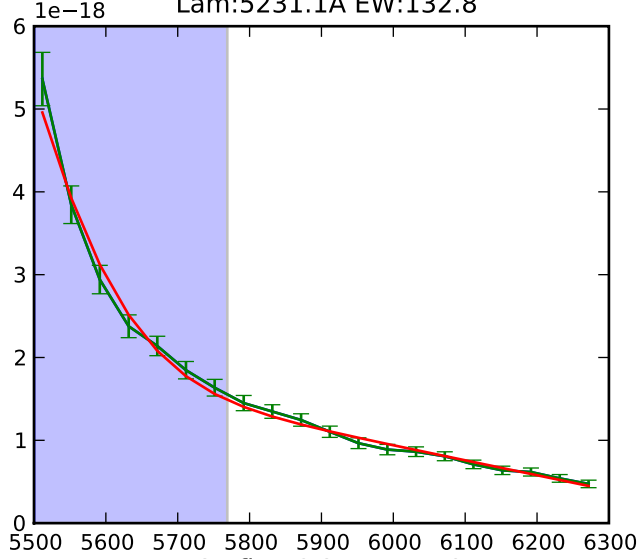
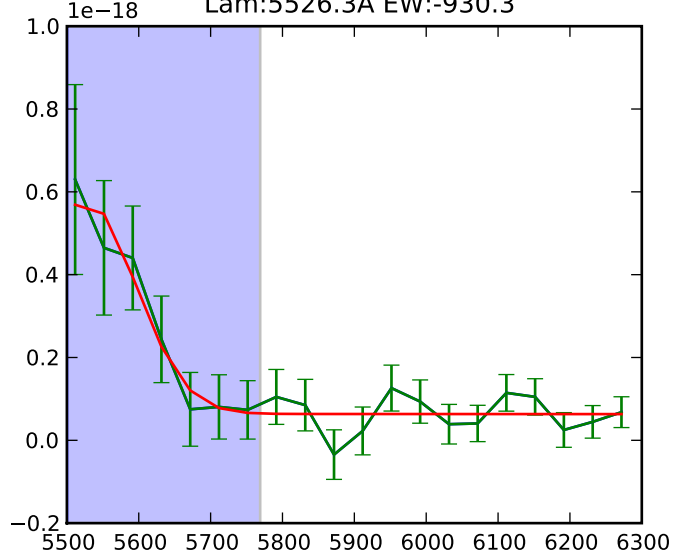


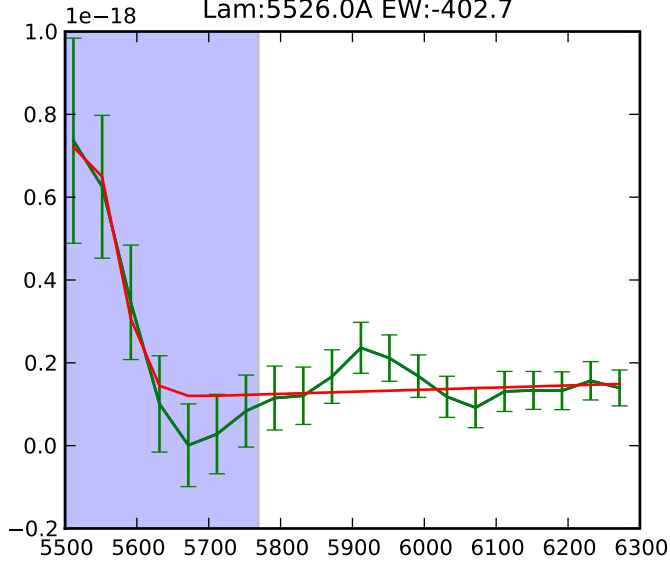
PA:050 flux:4.7e-15 F: 181.8A
Lam:5231.1A EW:132.8



PA:065 flux:9.0e-17 F: 69.2A
Lam:5526.3A EW:-930.3



PA:134 flux:6.8e-17 F: 42.1A
Lam:5526.0A EW:-402.7



PAs: ['050', '065', '134']

Fluxes: Avg: 1.621e-15 +/- 2.670e-15 erg/s(3)

FWHMs : Avg: 97.704 +/- 74.099 (3)

Lams : Avg: 5427.779 +/- 170.367 (3)

EWs : Avg: -400.092e +/- 531.576 (3)

Chi2s : Avg: 9.925e +/- 0.085 (3)