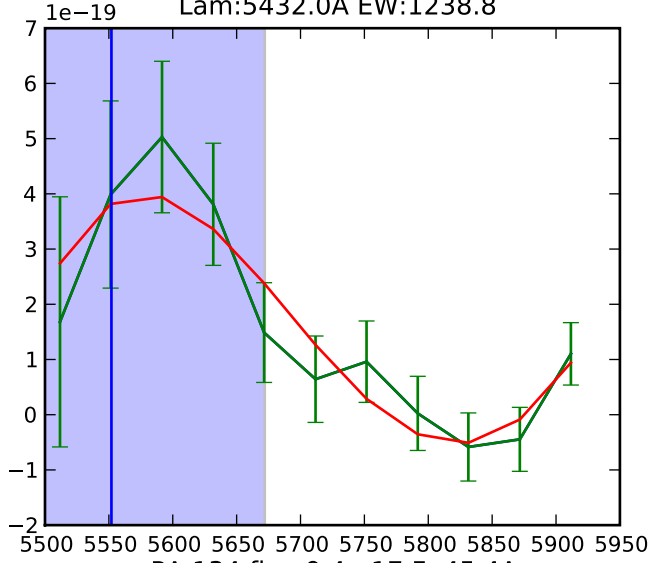
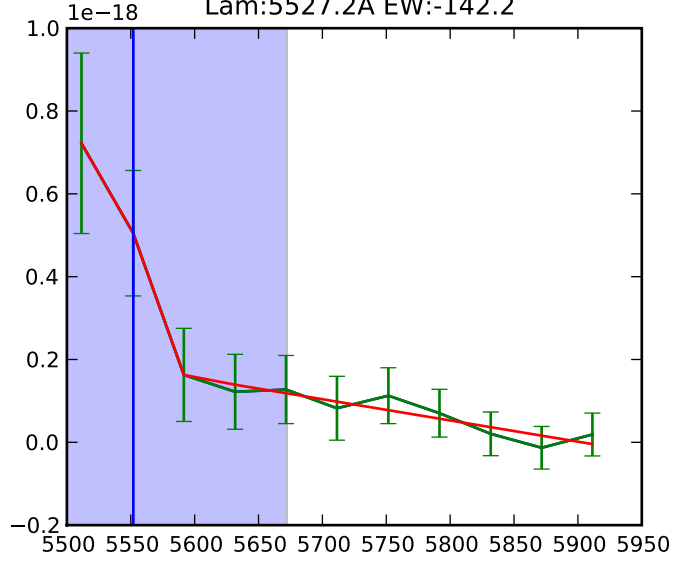


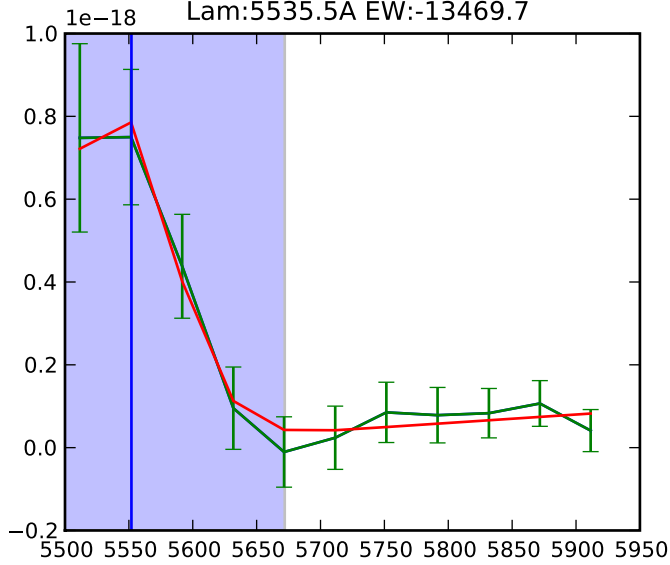
PA:050 flux:3.7e-15 F: 257.8A
Lam:5432.0A EW:1238.8



PA:065 flux:3.5e-17 F: 19.5A
Lam:5527.2A EW:-142.2



PA:134 flux:9.4e-17 F: 45.4A
Lam:5535.5A EW:-13469.7



PAs: ['050', '065', '134']

Fluxes: Avg: 1.274e-15 +/- 2.095e-15 erg/s(3)

FWHMs : Avg: 107.584 +/- 130.755 (3)

Lams : Avg: 5498.232 +/- 57.507 (3)

EWs : Avg: -4124.376e +/- 8122.675 (3)

Chi2s : Avg: 2.442e +/- 1.655 (3)