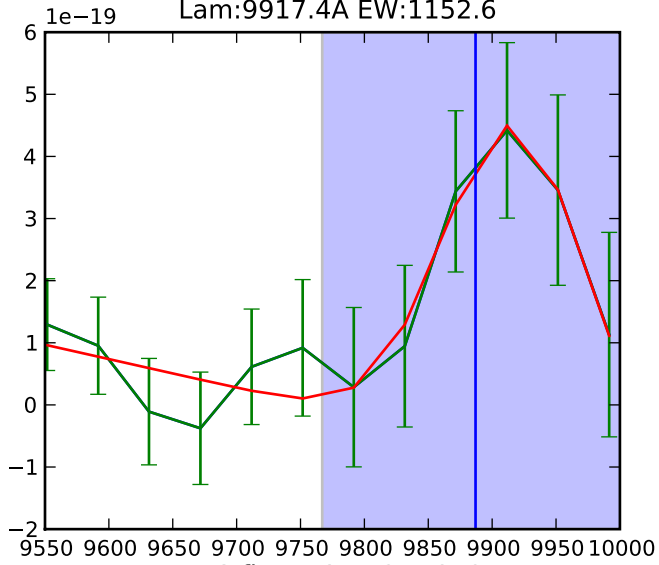
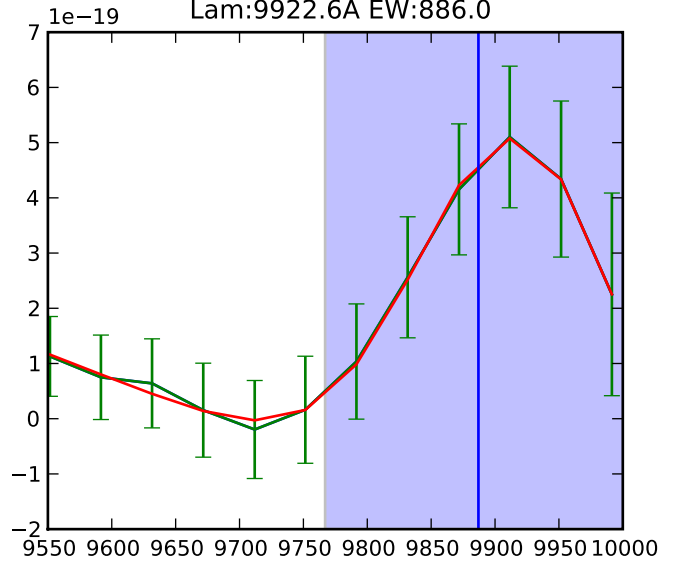


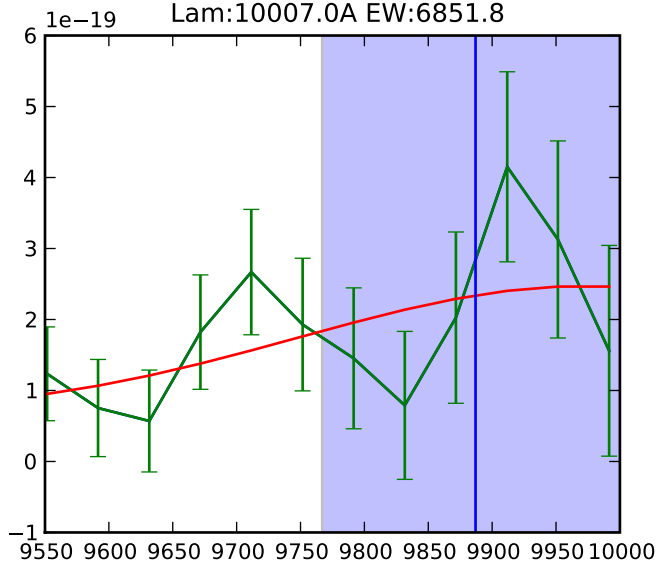
PA:042 flux:7.4e-17 F: 56.2A
Lam:9917.4A EW:1152.6



PA:072 flux:1.5e-16 F: 81.6A
Lam:9922.6A EW:886.0



PA:113 flux:1.8e-16 F: 259.1A
Lam:10007.0A EW:6851.8



PAs: ['042', '072', '113']

Fluxes: Avg: 1.327e-16 +/- 5.320e-17 erg/s(3)

FWHMs : Avg: 132.303 +/- 110.573 (3)

Lams : Avg: 9949.014 +/- 50.283 (3)

EWs : Avg: 2963.453e +/- 3370.047 (3)

Chi2s : Avg: 3.324e +/- 3.702 (3)