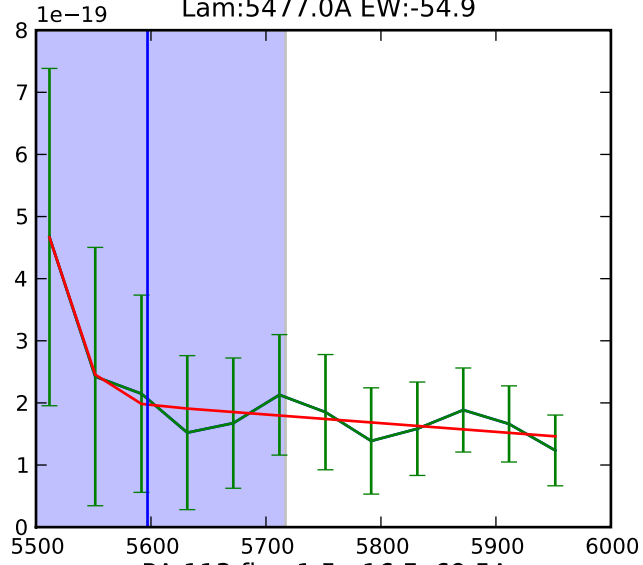
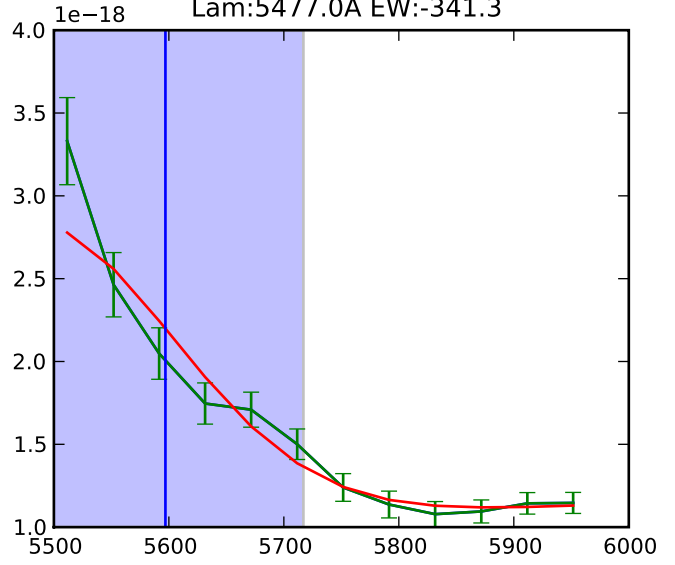


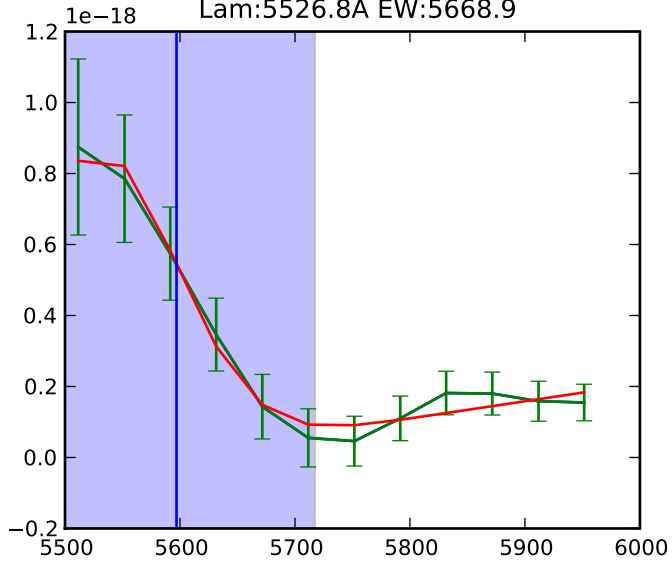
PA:042 flux:3.7e-17 F: 34.9A
Lam:5477.0A EW:-54.9



PA:072 flux:5.8e-16 F: 126.0A
Lam:5477.0A EW:-341.3



PA:113 flux:1.5e-16 F: 69.5A
Lam:5526.8A EW:5668.9



PAs: ['042', '072', '113']

Fluxes: Avg: 2.582e-16 +/- 2.872e-16 erg/s(3)

FWHMs : Avg: 76.805 +/- 45.998 (3)

Lams : Avg: 5493.588 +/- 28.732 (3)

EWs : Avg: 1757.572e +/- 3390.317 (3)

Chi2s : Avg: 4.791e +/- 5.639 (3)