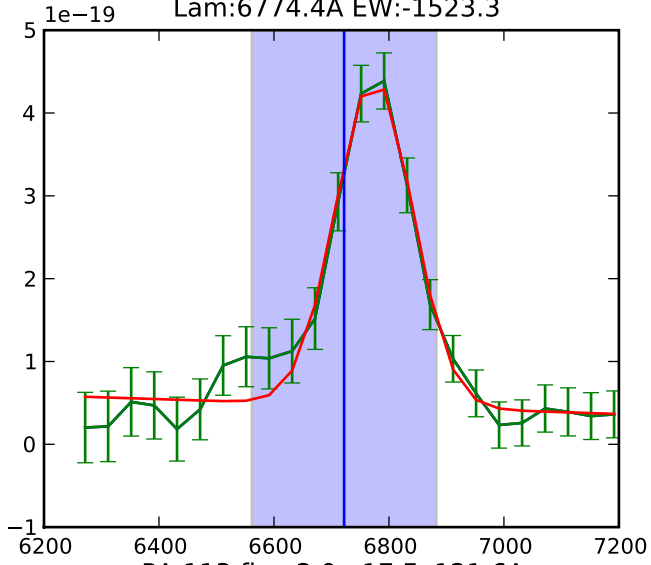
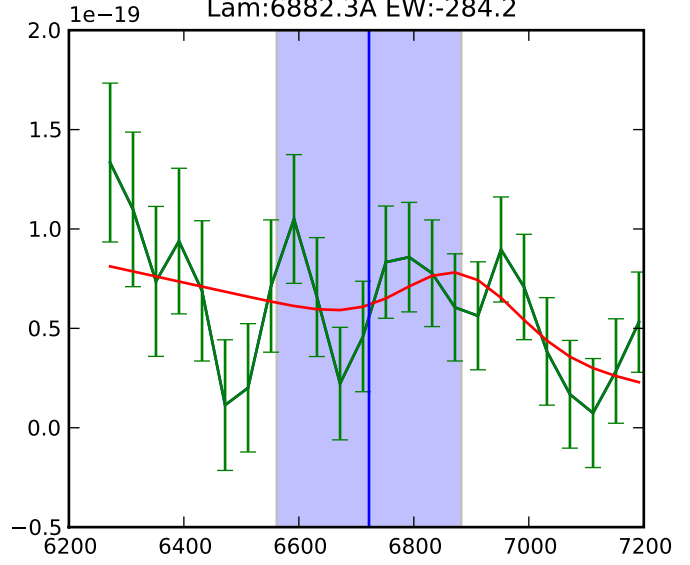


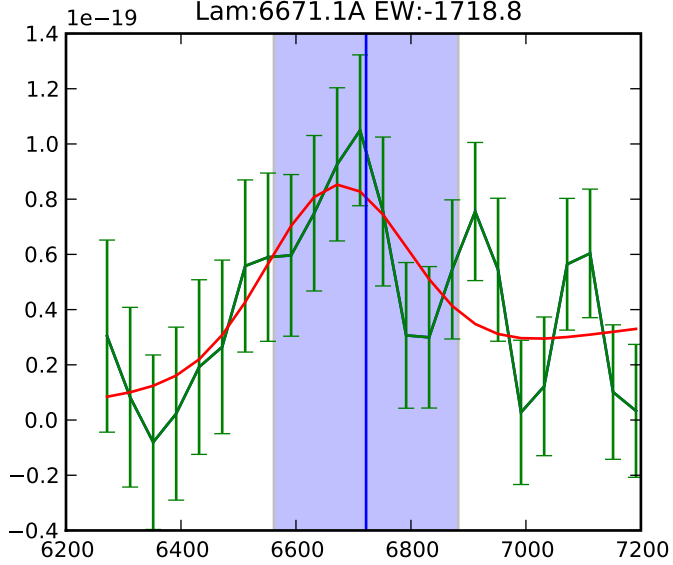
PA:042 flux:6.6e-17 F: 66.6A  
Lam:6774.4A EW:-1523.3



PA:072 flux:8.6e-18 F: 97.7A  
Lam:6882.3A EW:-284.2



PA:113 flux:2.0e-17 F: 121.6A  
Lam:6671.1A EW:-1718.8



PAs: ['042', '072', '113']

Fluxes: Avg: 3.163e-17 +/- 3.035e-17 erg/s(3)

FWHMs : Avg: 95.267 +/- 27.579 (3)

Lams : Avg: 6775.926 +/- 105.593 (3)

EWs : Avg: -1175.416e +/- 777.973 (3)

Chi2s : Avg: 13.749e +/- 3.892 (3)