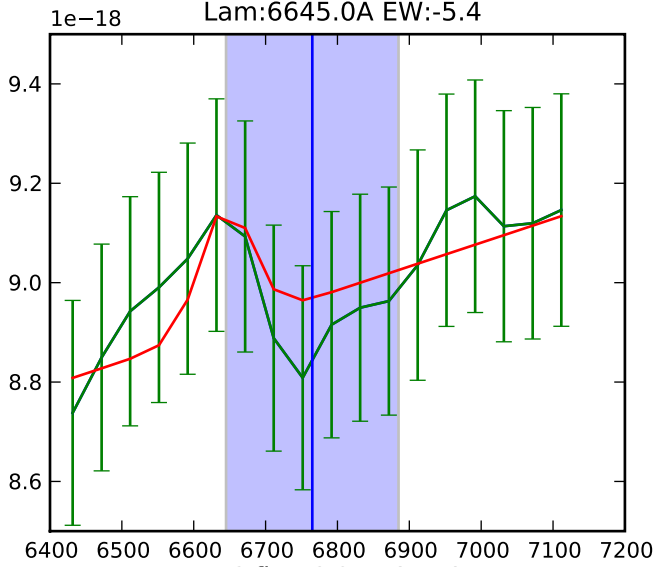


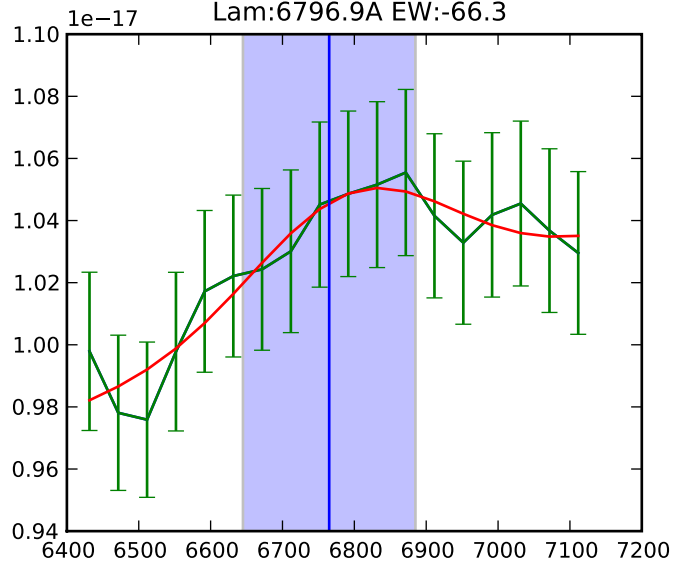
PA:044 flux:2.2e-17 F: 35.9A

Lam:6645.0A EW:-5.4



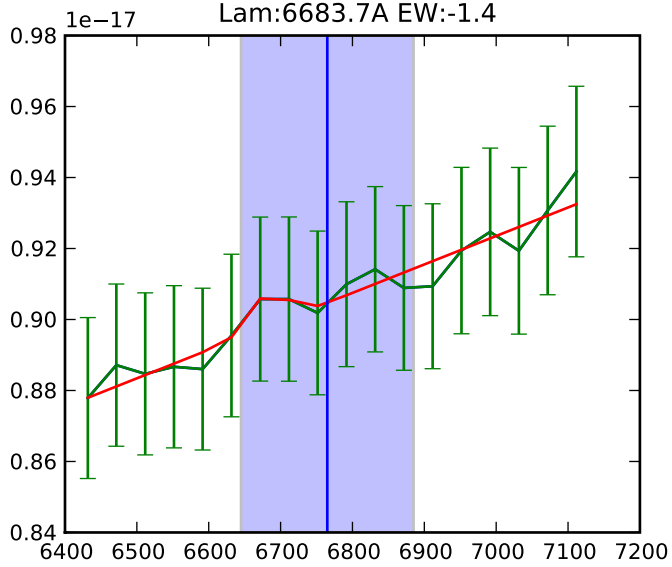
PA:066 flux:1.5e-16 F: 141.2A

Lam:6796.9A EW:-66.3



PA:116 flux:6.0e-18 F: 24.4A

Lam:6683.7A EW:-1.4



PAs: ['044', '066', '116']

Fluxes: Avg: 5.781e-17 +/- 7.623e-17 erg/s(3)

FWHMs : Avg: 67.159 +/- 64.406 (3)

Lams : Avg: 6708.525 +/- 78.917 (3)

EWs : Avg: -24.369e +/- 36.367 (3)

Chi2s : Avg: 1.320e +/- 0.691 (3)