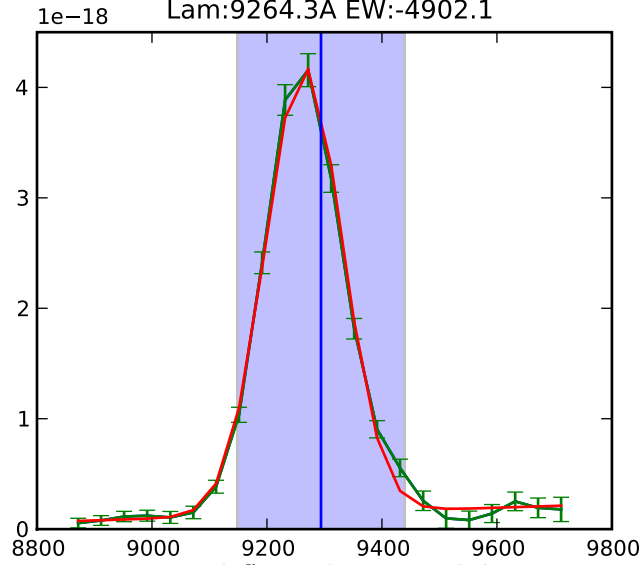
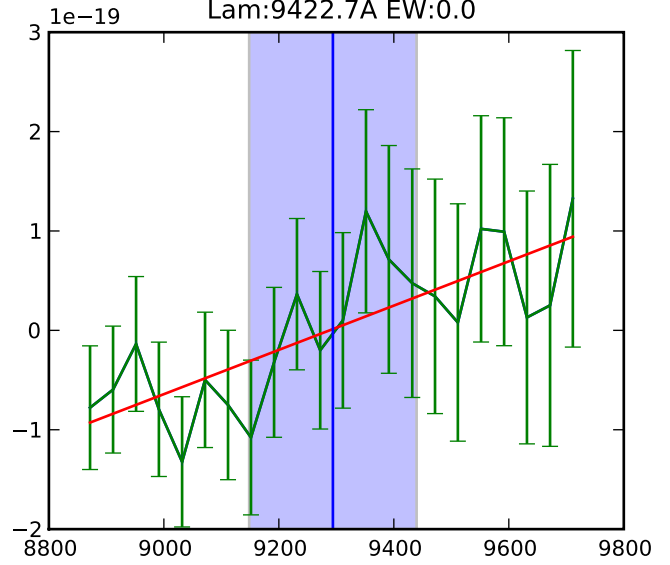


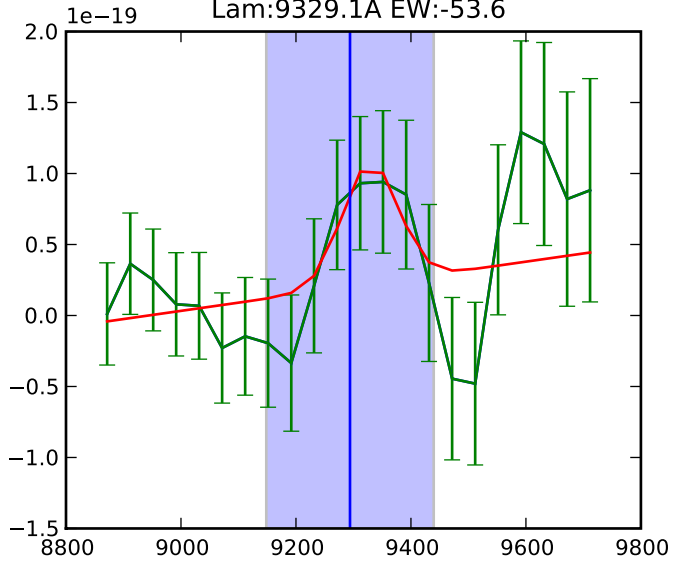
PA:058 flux:6.8e-16 F: 67.0A
Lam:9264.3A EW:-4902.1



PA:080 flux:1.8e-18 F: 0.0A
Lam:9422.7A EW:0.0



PA:112 flux:1.0e-17 F: 48.6A
Lam:9329.1A EW:-53.6



PAs: ['058', '080', '112']

Fluxes: Avg: 2.305e-16 +/- 3.887e-16 erg/s(3)

FWHMs : Avg: 38.515 +/- 34.601 (3)

Lams : Avg: 9338.707 +/- 79.620 (3)

EWs : Avg: -1651.896e +/- 2814.893 (3)

Chi2s : Avg: 11.785e +/- 5.300 (3)