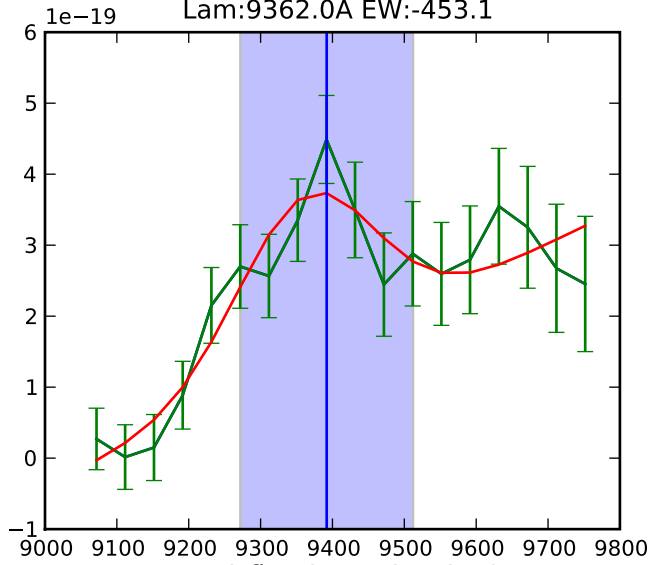
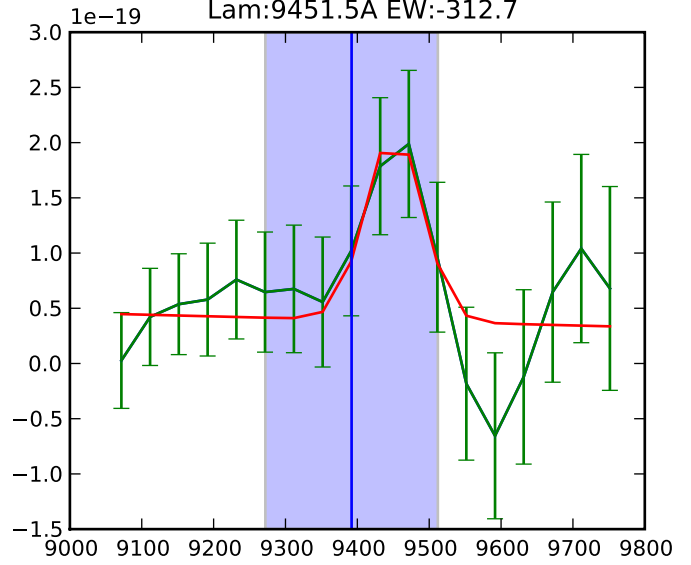


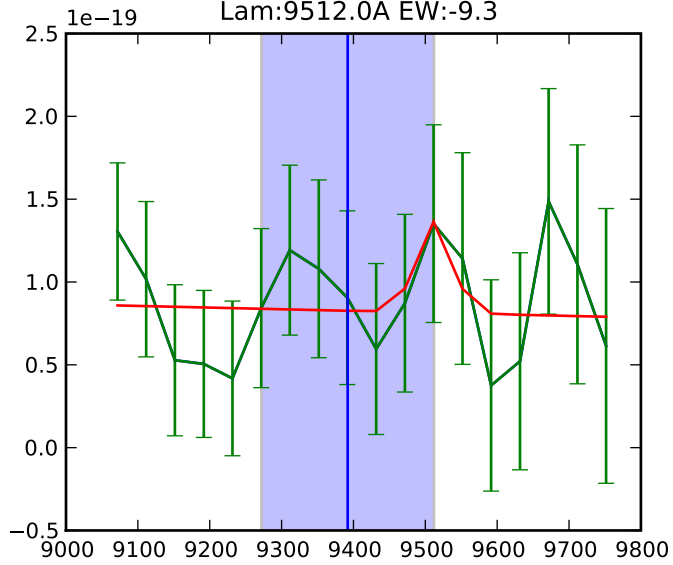
PA:058 flux:5.5e-17 F: 94.9A
Lam:9362.0A EW:-453.1



PA:080 flux:1.7e-17 F: 39.0A
Lam:9451.5A EW:-312.7



PA:112 flux:3.4e-18 F: 24.6A
Lam:9512.0A EW:-9.3



PAs: ['058', '080', '112']

Fluxes: Avg: 2.524e-17 +/- 2.704e-17 erg/s(3)

FWHMs : Avg: 52.820 +/- 37.134 (3)

Lams : Avg: 9441.813 +/- 75.490 (3)

EWs : Avg: -258.360e +/- 226.844 (3)

Chi2s : Avg: 6.796e +/- 1.334 (3)