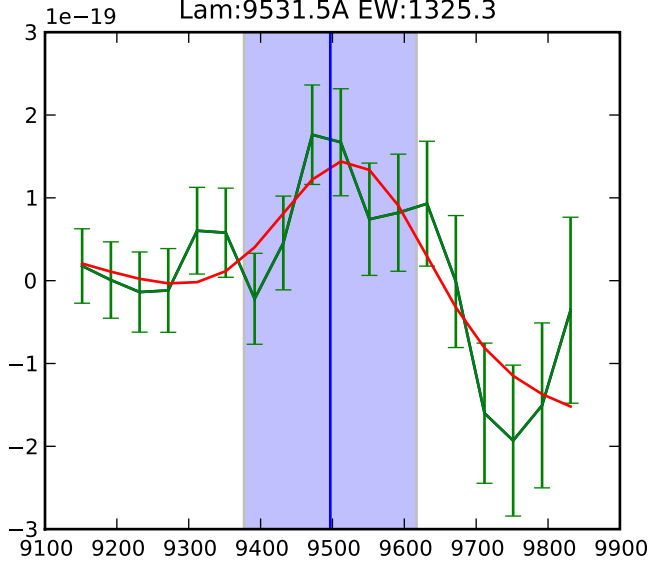
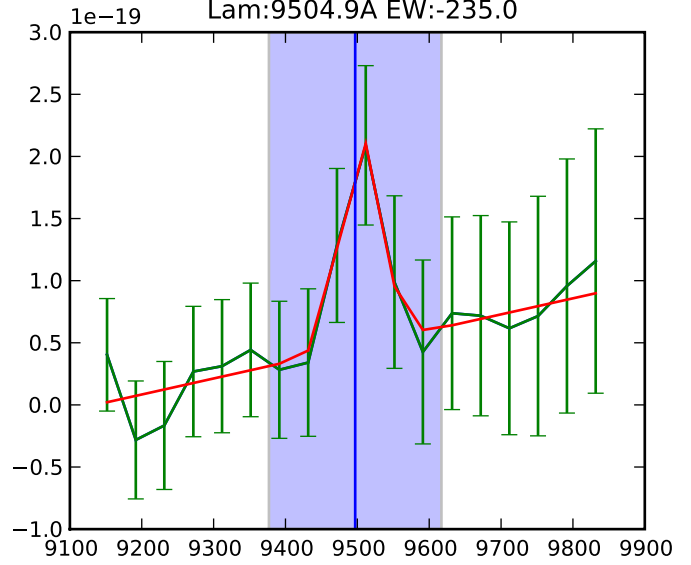


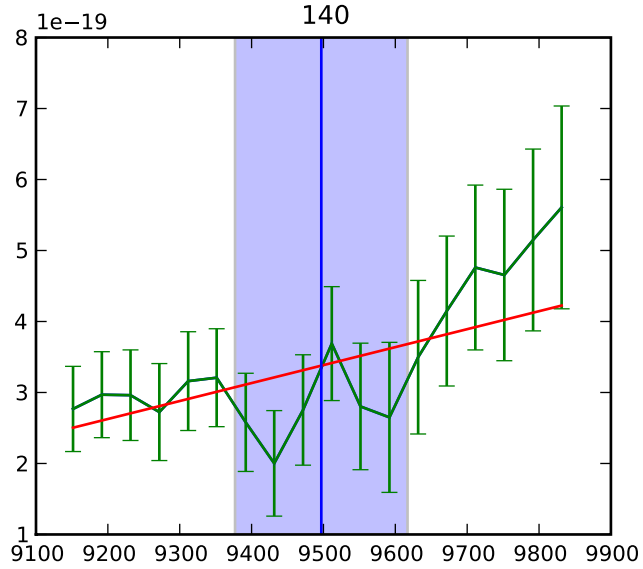
PA:063 flux:5.5e-17 F: 99.1A
Lam:9531.5A EW:1325.3



PA:105 flux:1.2e-17 F: 28.1A
Lam:9504.9A EW:-235.0



140



PAs: ['063', '105']

Fluxes: Avg: 3.322e-17 +/- 3.040e-17 erg/s(2)

FWHMs : Avg: 63.570 +/- 50.200 (2)

Lams : Avg: 9518.201 +/- 18.782 (2)

EWs : Avg: 545.154e +/- 1103.348 (2)

Chi2s : Avg: 5.629e +/- 5.207 (2)