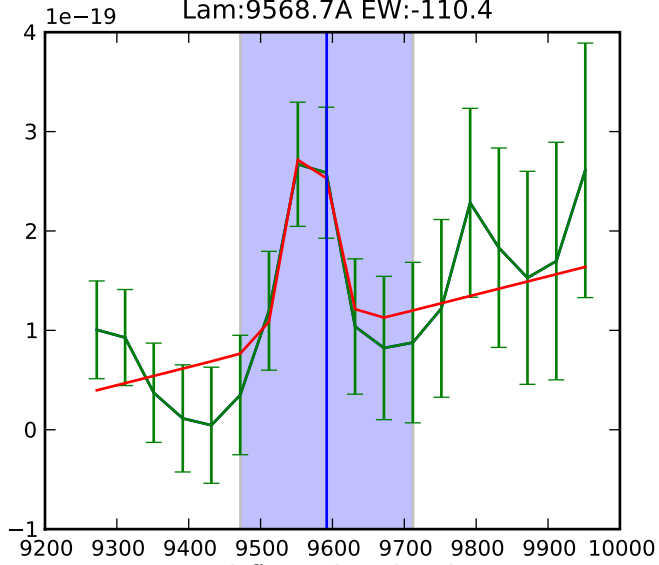
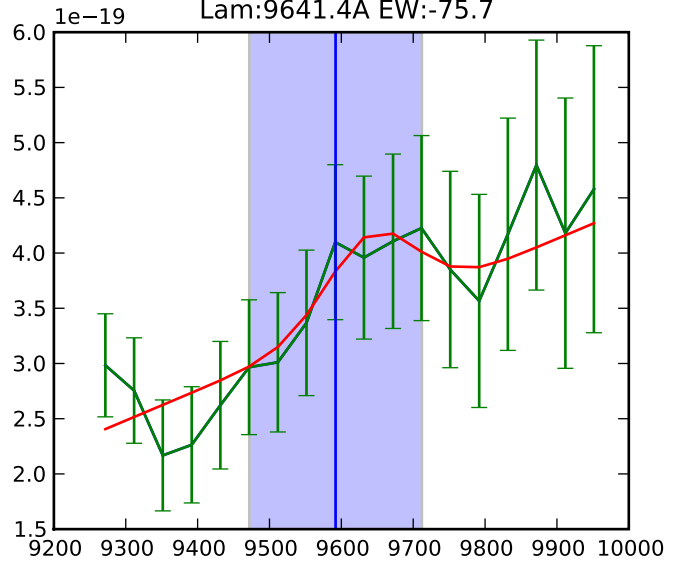


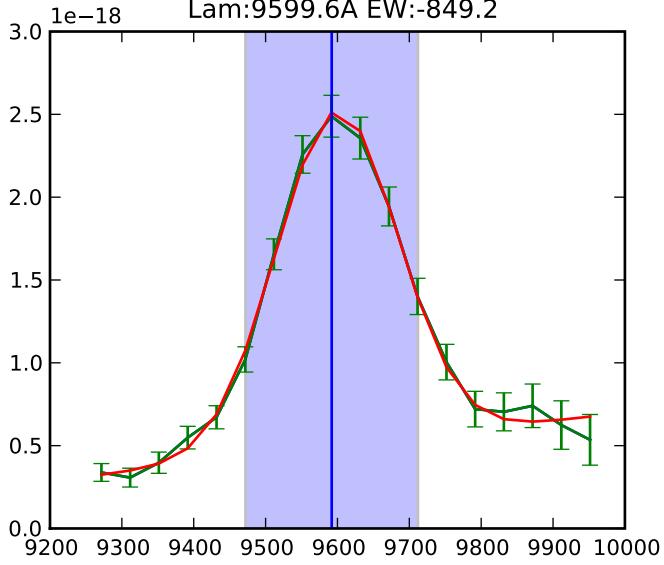
PA:063 flux:1.5e-17 F: 27.4A
Lam:9568.7A EW:-110.4



PA:105 flux:1.2e-17 F: 62.0A
Lam:9641.4A EW:-75.7



PA:140 flux:4.3e-16 F: 84.5A
Lam:9599.6A EW:-849.2



PAs: ['063', '105', '140']

Fluxes: Avg: 1.524e-16 +/- 2.407e-16 erg/s(3)

FWHMs : Avg: 57.984 +/- 28.748 (3)

Lams : Avg: 9603.232 +/- 36.452 (3)

EWs : Avg: -345.090e +/- 436.948 (3)

Chi2s : Avg: 5.395e +/- 1.643 (3)