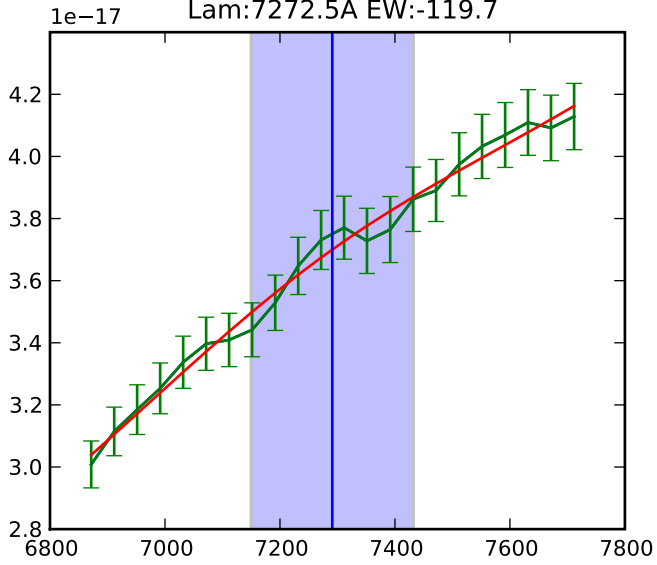


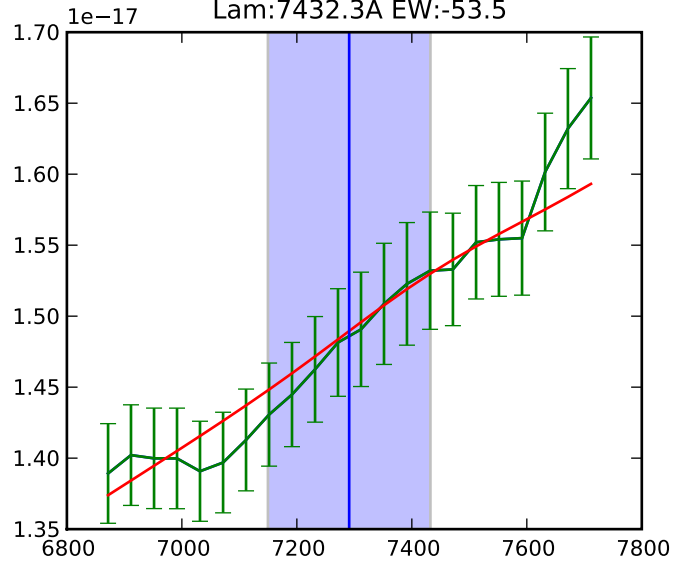
PA:063 flux:1.2e-15 F: 300.0A

Lam:7272.5A EW:-119.7

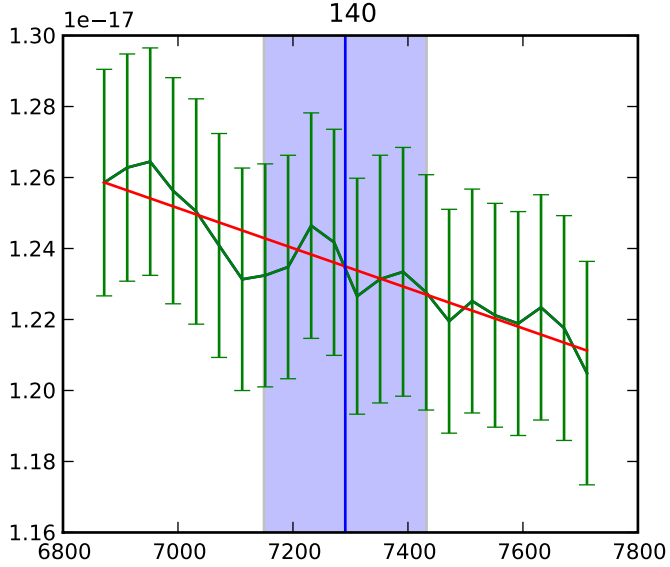


PA:105 flux:4.2e-17 F: 151.6A

Lam:7432.3A EW:-53.5



140



PAs: ['063', '105']

Fluxes: Avg: 6.276e-16 +/- 8.278e-16 erg/s(2)

FWHMs : Avg: 225.791 +/- 104.947 (2)

Lams : Avg: 7352.418 +/- 113.000 (2)

EWs : Avg: -86.623e +/- 46.792 (2)

Chi2s : Avg: 4.659e +/- 2.519 (2)