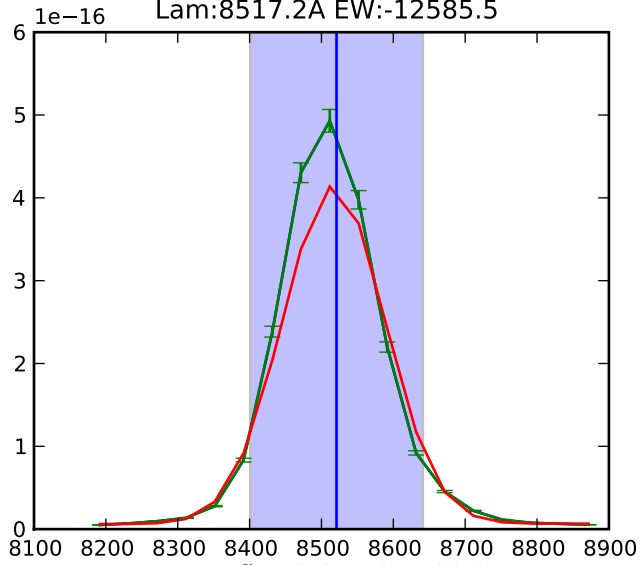
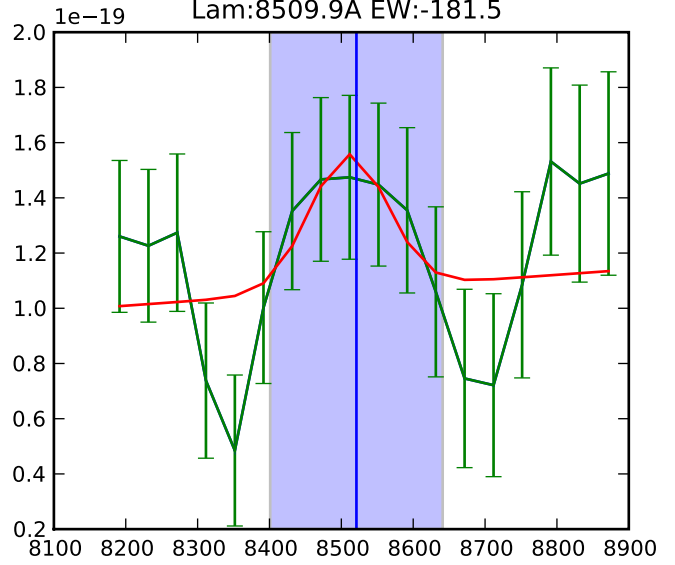


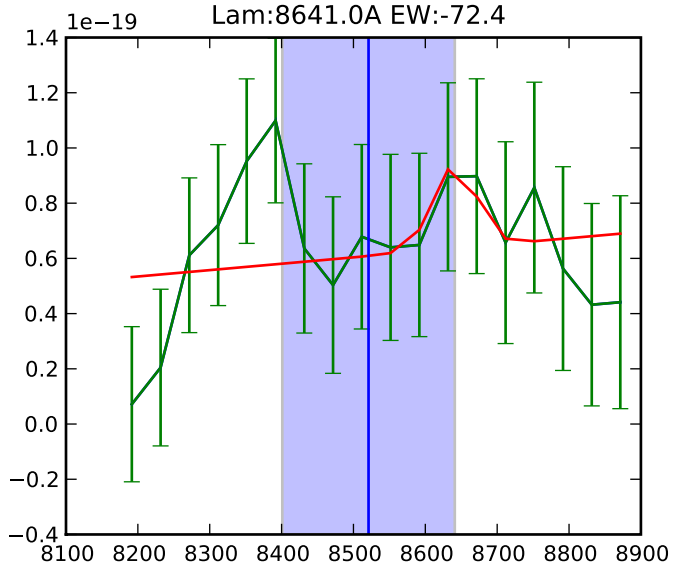
PA:080 flux:7.3e-14 F: 71.0A
Lam:8517.2A EW:-12585.5



PA:120 flux:6.7e-18 F: 54.2A
Lam:8509.9A EW:-181.5



PA:144 flux:2.3e-18 F: 30.0A
Lam:8641.0A EW:-72.4



PAs: ['080', '120', '144']

Fluxes: Avg: 2.422e-14 +/- 4.194e-14 erg/s(3)

FWHMs : Avg: 51.724 +/- 20.600 (3)

Lams : Avg: 8556.029 +/- 73.676 (3)

EWs : Avg: -4279.826e +/- 7193.118 (3)

Chi2s : Avg: 245.488e +/- 404.013 (3)